

# Lawrence Berkeley National Laboratory

## Recent Work

### Title

SUPERDEFORMATION IN THE ODD-ODD NUCLEUS [SUP]150 TB: EXPERIMENTAL SEARCH FOR SUPERDEFORMED CONFIGURATIONS

### Permalink

<https://escholarship.org/uc/item/9wn8k05v>

### Authors

Deleplanque, M.A.

Beusang, C.M.

Burde, J.

### Publication Date

1988-09-01



# Lawrence Berkeley Laboratory

UNIVERSITY OF CALIFORNIA

LAWRENCE  
BERKELEY LABORATORY

NOV 23 1988

LIBRARY AND  
DOCUMENTS SECTION

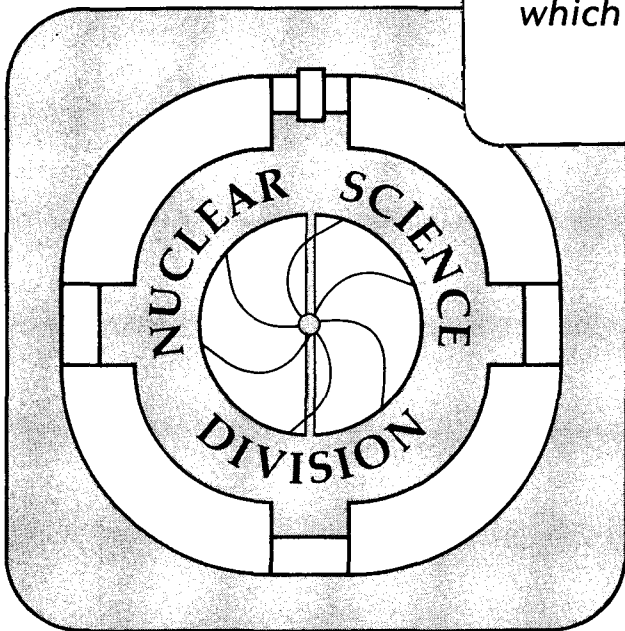
Submitted to Physical Review C

## Superdeformation in the Odd-Odd Nucleus <sup>150</sup>Tb: Experimental Search for Superdeformed Configurations

M.A. Deleplanque, C.W. Beausang, J. Burde, R.M. Diamond,  
F.S. Stephens, R.J. McDonald, J.E. Draper

September 1988

**TWO-WEEK LOAN COPY**  
*This is a Library Circulating Copy  
which may be borrowed for two weeks.*



LBL-25941  
c.2

## **DISCLAIMER**

This document was prepared as an account of work sponsored by the United States Government. While this document is believed to contain correct information, neither the United States Government nor any agency thereof, nor the Regents of the University of California, nor any of their employees, makes any warranty, express or implied, or assumes any legal responsibility for the accuracy, completeness, or usefulness of any information, apparatus, product, or process disclosed, or represents that its use would not infringe privately owned rights. Reference herein to any specific commercial product, process, or service by its trade name, trademark, manufacturer, or otherwise, does not necessarily constitute or imply its endorsement, recommendation, or favoring by the United States Government or any agency thereof, or the Regents of the University of California. The views and opinions of authors expressed herein do not necessarily state or reflect those of the United States Government or any agency thereof or the Regents of the University of California.

# Superdeformation in the Odd-Odd Nucleus $^{150}\text{Tb}$ : Experimental Search for Superdeformed Configurations

M. A. Deleplanque, C. W. Beausang, J. Burde<sup>a</sup>, R. M. Diamond, F. S. Stephens,  
R. J. McDonald and J. E. Draper<sup>b</sup>

Nuclear Science Division  
Lawrence Berkeley Laboratory  
1 Cyclotron Road  
Berkeley, CA 94720

Abstract: A superdeformed band was found in the nucleus  $^{150}\text{Tb}$  following the reaction  $^{31}\text{P}+^{124}\text{Sn}$  at 160 MeV. This is the first odd-odd nucleus in the mass 150 region where such a band has been found. Its observed properties do not differ significantly from those of other cases in this mass region. From a systematic study of this region, we have determined experimentally the contribution to the moment of inertia  $\mathfrak{J}(2)$  of each of the last particles in these nuclei. At present, this seems to us the best way to identify the orbitals occupied by these particles.

<sup>a</sup> Permanent address: Racah Institute of Physics, Hebrew University of Jerusalem, Israel.

<sup>b</sup> Permanent address: University of California, Davis, CA 95616.

This work was supported by the Director, Office of Energy Research, Office of High Energy and Nuclear Physics, Nuclear Physics Division of the U. S. Department of Energy under Contract DE-AC03-76SF00098.

Since the discovery<sup>1,2</sup> of the first two discrete superdeformed bands at high spins in the  $^{152}\text{Dy}$  and  $^{132}\text{Ce}$  nuclei, several more have been found in these two mass regions. In addition, two more mass regions of high-spin superdeformation have been proposed, namely the region<sup>3</sup> around  $A=105$ , and the region<sup>4,5</sup> around  $A=180$ . However, lifetime measurements<sup>6-9</sup> have shown that the largest deformations found so far are in the mass 150 region. The deformation  $\epsilon \sim 0.56$  found there corresponds to that of an ellipsoid having a ratio of axes around 2:1:1, for which the nucleus is expected to have a special stability. This stability at large deformation is the result of shell effects, which are gaps in the single-particle spectrum due to particular properties of the orbitals. Therefore, considerable progress in understanding superdeformation could be achieved if these orbits could be identified and their evolution followed in a set of neighboring nuclei, especially in the mass 150 region where these deformations are largest. Six<sup>1,7,10-13</sup> superdeformed (SD) nuclei were known in that mass region. We report the discovery of a discrete SD band in the nucleus  $^{150}\text{Tb}$ , the first one in an odd-odd nucleus in that mass region. By subtracting the moments of inertia  $\mathfrak{J}^{(2)}$  between neighboring nuclei, we have tried to find the contribution to that moment of inertia from individual SD orbits and to identify these orbits.

The nucleus  $^{150}\text{Tb}$  was produced at the 88-inch cyclotron of the Lawrence Berkeley Laboratory in the reaction  $^{31}\text{P}+^{124}\text{Sn}$  at 160 MeV. Two thin targets,  $\sim 0.5 \text{ mg/cm}^2$  thick, were used, so that the product nuclei recoiled out of the targets with nearly full velocity. The  $\gamma$  rays were Doppler-shifted and the gain of each detector was therefore adjusted (on line) according to its angle so that the spectra from all detectors had the same energy calibration and could be added together. Only three- and higher-fold events were stored on magnetic tape; two-fold events were stored directly in a two-dimensional matrix of a histogramming memory.

The approximately 180 million three- and higher fold events were first broken into pairs of  $\gamma$  rays which were accumulated into a two-dimensional matrix. No ridges, which (with the proper spacing) would be indicative of a SD band were observed. However, a detailed analysis revealed a set of regularly spaced transitions in coincidence, of order 50 keV apart. In order to see this band more clearly, a triple-coincidence spectrum was constructed by adding spectra gated by any combination of two out of the ten strongest SD lines. This is shown in Fig. 1, and only the SD lines and some known lines in the  $^{150}\text{Tb}$  nucleus appear. The individual double-gated spectra and their sum (Fig.1) show that the SD lines form a band and belong to the nucleus  $^{150}\text{Tb}$ . Additional evidence for identifying the nucleus generating this band was obtained by another triple-coincidence sort. In this analysis, one gate was set on any SD line and the other on some known line of each product nucleus in the reaction, namely  $^{151},^{150},^{149}\text{Tb}$ . The SD band was seen only in the spectra where one gate was in the nucleus  $^{150}\text{Tb}$ .

The angular correlation method described in ref. 14 was used to determine the multipolarity of the transitions. Although the statistics were not very good, the  $36^\circ/79^\circ$  ratios for the SD band were consistent with those of stretched quadrupole transitions.

The average intensity of the SD band was obtained by comparing intensities of the SD lines and of known lines in triple-coincidence spectra. For the SD band, the quoted intensity is that averaged over the 10 most intense lines, (from 749 keV to 1273 keV) in a spectrum of all double-gate combinations of 15 lines (from 648 keV to 1381 keV). For the low-lying part of the  $^{150}\text{Tb}$  nucleus, intensities were obtained from the 355-765 keV double-gated spectrum which represents the strongest branch,<sup>15</sup> and this was corrected for the other branches. We found an intensity of about 1% of the total cross-section for the nucleus  $^{150}\text{Tb}$ . The relative intensity of the SD band is roughly constant between  $\gamma$ -ray energies of 0.7 and 1.3 MeV, and drops above and below these values, in a manner similar to that of the other cases known in that region (except<sup>12</sup> for  $^{150}\text{Gd}$ ).

The spins were tentatively determined by using the spectrum of Fig.1. All the lines up to spin 21 in  $^{150}\text{Tb}$  are seen,<sup>15</sup> and in addition, the new lines at 188, 338, 526, and probably 496 keV, which belong to this nucleus. The level scheme above spin 21 appears complicated and has not been completely worked out yet, but we found from the intensities and the coincidence spectra that these lines lie in the vicinity and above the known spin 21 level. The 526 keV line is the cross-over of the 188 and 338 keV lines which are both of stretched dipole character. The 496 keV line has also a stretched dipole character. The spin at the top of these lines is then assumed to be at least 24. Based on these assignments and assuming that the SD band lies two units of spin above the top of the known lines, we obtain a probable spin of 28 for the state decaying by the 598 keV transition. No linking transition has been found between the SD states and the low-deformation states.

The nucleus  $^{150}\text{Tb}$  is the first odd-odd nucleus in the 150 mass region in which a discrete SD band has been observed. In contrast to the mass 130 region where the SD bands were more heavily populated<sup>16,17</sup> in the odd than in the even-even nuclei, there does not seem to be large differences in the population of the SD bands of the mass 150 region.

The properties of the SD bands in this mass region are rather similar. Their moments of inertia are equal within 10%, and the deformations, where measured, are equally close. However, when compared in detail, both the dynamic moment of inertia  $\mathfrak{J}^{(2)}$  and the kinematic moment of inertia  $\mathfrak{J}^{(1)}$  behave differently from nucleus to nucleus, as shown in Fig. 2. Some of the variations in absolute values of  $\mathfrak{J}^{(1)}$  are probably due to uncertainties in spin assignments, but the values of  $\mathfrak{J}^{(2)}$  are well determined since they only depend on the transition energies. If the contributions to that moment of inertia are additive, as is implied by the cranking model, then the difference in moments of inertia between two adjacent nuclei should come from the additional nucleon. Since various individual orbitals (especially orbits from unique-parity high-j shells) have different contributions,<sup>18</sup> these differences in moment of inertia can in principle be used to identify them.

The observation of the SD band in  $^{150}\text{Tb}$  is especially interesting as it makes possible a more systematic investigation of these properties of individual orbitals. We can obtain the contribution to the  $\mathfrak{I}^{(2)}$  moment of inertia for the neutron orbital  $N=86$  in three independent ways by subtracting the experimental values of  $\mathfrak{I}^{(2)}$  for  $^{151}\text{Dy}$  from those for  $^{152}\text{Dy}$ , or for  $^{150}\text{Tb}$  from those for  $^{151}\text{Tb}$ , or for  $^{149}\text{Gd}$  from those for  $^{150}\text{Gd}$ . These differences are shown as solid lines in Fig. 3a and can be compared to theoretical values plotted in Fig. 3c. This latter figure represents the contribution to the moment of inertia  $\mathfrak{I}^{(2)}$  from each of the first four individual (proton) orbitals in the  $i_{13/2}$  shell. Since their behavior is rather similar<sup>18</sup> for any unique-parity shell, we shall use this plot for comparison with both neutron and proton experimental values.

Calculations<sup>19</sup> suggest that the  $N=86$  neutron orbital should correspond to the second  $j_{15/2}$  orbital and therefore would correspond to the curve labeled 2 in Fig. 3c. The general variation with frequency of the experimental curves is in agreement with the theory. However, the absolute values of the experimental curves differ, which should not be the case if everything was identical in the three nuclei  $^{152}\text{Dy}$ ,  $^{151}\text{Tb}$ , and  $^{150}\text{Gd}$ . The contribution to the moment of inertia  $\mathfrak{I}^{(2)}$  for the  $N=86$  orbital is systematically larger in lighter nuclei. Pairing effects are not expected to be important, at least for the higher spins, so that deformation effects are the most probable cause of these differences. Although these may be changes in deformation between Dy and Tb nuclei, for example, they should tend to subtract out in the above differences of moments of inertia. However, the polarization of the core by the additional orbital would be different for different cores and this will not subtract out. Since such changes affect all the orbitals in the nucleus, it may not be unreasonable to observe differences amounting to  $\pm 5\%$  in the contributions to the moments of inertia of Fig. 3a. The moments of inertia of the  $N=86$  orbital are most consistent with their identification as the second  $j_{15/2}$  orbital. The contribution of the  $N=85$  neutron orbital is obtained by subtracting the moments of inertia for  $^{148}\text{Gd}$  from those for  $^{149}\text{Gd}$  and is shown as a dashed line in Fig. 3a. The calculations<sup>19</sup> suggest that the  $N=85$  orbital is a low- $j$  orbital, which would indeed give a flat contribution, but the first  $j_{15/2}$  orbital would also give a flat contribution in the frequency range observed. A flat contribution, therefore, is not very definitive, and one cannot conclude anything about the configuration of the  $N=85$  neutron orbit.

For the protons, there are two ways to obtain experimentally the contribution of the  $Z=66$  orbital, and also two ways to obtain that of the  $Z=65$  orbital and the results are plotted in Fig. 3b. The calculations of ref. 19 suggest that these should be the fourth and third orbitals in the  $i_{13/2}$  shell, respectively. However, the experimental contributions increase with frequency for both  $Z=66$  and 65, whereas only the fourth orbit (Fig. 3c) is predicted to increase. This is not understood at present, but at least the two sets of moments of inertia corresponding to the same orbit vary in a similar manner and the  $Z=66$  contribution is as expected. A more detailed theoretical investigation, as well as more systematic experimental data, will be necessary to clarify

the different factors influencing the values of the moments of inertia. For the proton contributions (for example  $Z=66$ , see Fig. 3b), the absolute values of the moment of inertia are again systematically larger in lighter nuclei, as was found for the neutron orbitals.

In conclusion, the properties of the discrete SD band found in the (first) odd-odd nucleus in the mass 150 region,  $^{150}\text{Tb}$ , are not significantly different from those of other nuclei in that region (see Fig. 2). Using the seven known SD nuclei of that mass region, we subtracted the moments of inertia  $\mathfrak{J}^{(2)}$  from adjacent nuclei to determine the contribution to that moment of inertia of the last particle and tried to identify it with a particular configuration (orbit). Although not perfect, this seems to us the only way at present to determine configurations in superdeformed nuclei. We found that the variations with frequency for a given nucleon number are consistent, at least in the trend, for different mass numbers. These trends for the neutron numbers  $N=85,86$  and for the proton number  $Z=66$  are consistent with the theoretical expectations. For the proton orbital  $Z=65$  however, the experimental trend does not follow the theoretical one, and this is not understood.

### Acknowledgments

The authors wish to thank M.K. Lee and R. A. Belshe for their help in the design and maintenance of the electronics and computer systems associated with HERA. They also wish to thank C. Duyar for his help during the experiment described in this paper.



**References**

- <sup>1</sup>P. Twin et al., Phys. Rev. Lett. **57**, 811 (1986).
- <sup>2</sup>P. Nolan et al., J. Phys. **G11**, L17 (1985).
- <sup>3</sup>A. O. Macchiavelli et al., Phys. Rev. **38C**, Rapid Communications, 1088 (1988).
- <sup>4</sup>J. Burde et al., Proc. of the Conf. on High-Spin Nuclear Structure and Novel Nuclear Shapes, Argonne, 36 (1988), and submitted to Rapid Communications.
- <sup>5</sup>T. Rzaca-Urban et al., Proc. of the Conf. on High-Spin Nuclear Structure and Novel Nuclear Shapes, Argonne, 46 (1988).
- <sup>6</sup>M. A. Bently et al., Phys. Rev. Lett. **59**, 2141 (1987).
- <sup>7</sup>B. Haas et al., Phys. Rev. Lett. **60**, 503 (1988).
- <sup>8</sup>A. J. Kirwan et al., Phys. Rev. Lett. **58**, 467 (1988).
- <sup>9</sup>R. M. Diamond et al., to be published.
- <sup>10</sup>R. F. V. Janssens et al., Proc. of the Conf. on High-Spin Nuclear Structure and Novel Nuclear Shapes, Argonne, 31 (1988), and G. E. Rathke et al., to be published.
- <sup>11</sup>P. Fallon et al., proceedings of the workshop on Nuclear Structure, Copenhagen, (1988), unpublished.
- <sup>12</sup>P. Twin et al., Proc. of the Conf. on High-Spin Nuclear Structure and Novel Nuclear Shapes, Argonne, 83 (1988).
- <sup>13</sup>M. A. Deleplanque et al., Phys. Rev. Lett. **60**, 1626 (1988).
- <sup>14</sup>F. S. Stephens et al., Phys. Rev. Lett. **54**, 2584 (1985).
- <sup>15</sup>R. Broda et al., Proc. of the Symposium on High-Spin Phenomena in Nuclei, Argonne, 401 (1979).
- <sup>16</sup>E. M. Beck et al., Phys. Rev. Lett. **58**, 2182 (1987).
- <sup>17</sup>E. M. Beck et al., Phys. Lett. **195B**, 531 (1987).
- <sup>18</sup>T. Bengtsson et al., Phys. Lett. **208B**, 39 (1988).
- <sup>19</sup>S. Aberg et al., Proc. of XXVI Int. Winter Meeting on Nucl. Phys., Bormio, Italy (1988), in press.

## Figure Captions

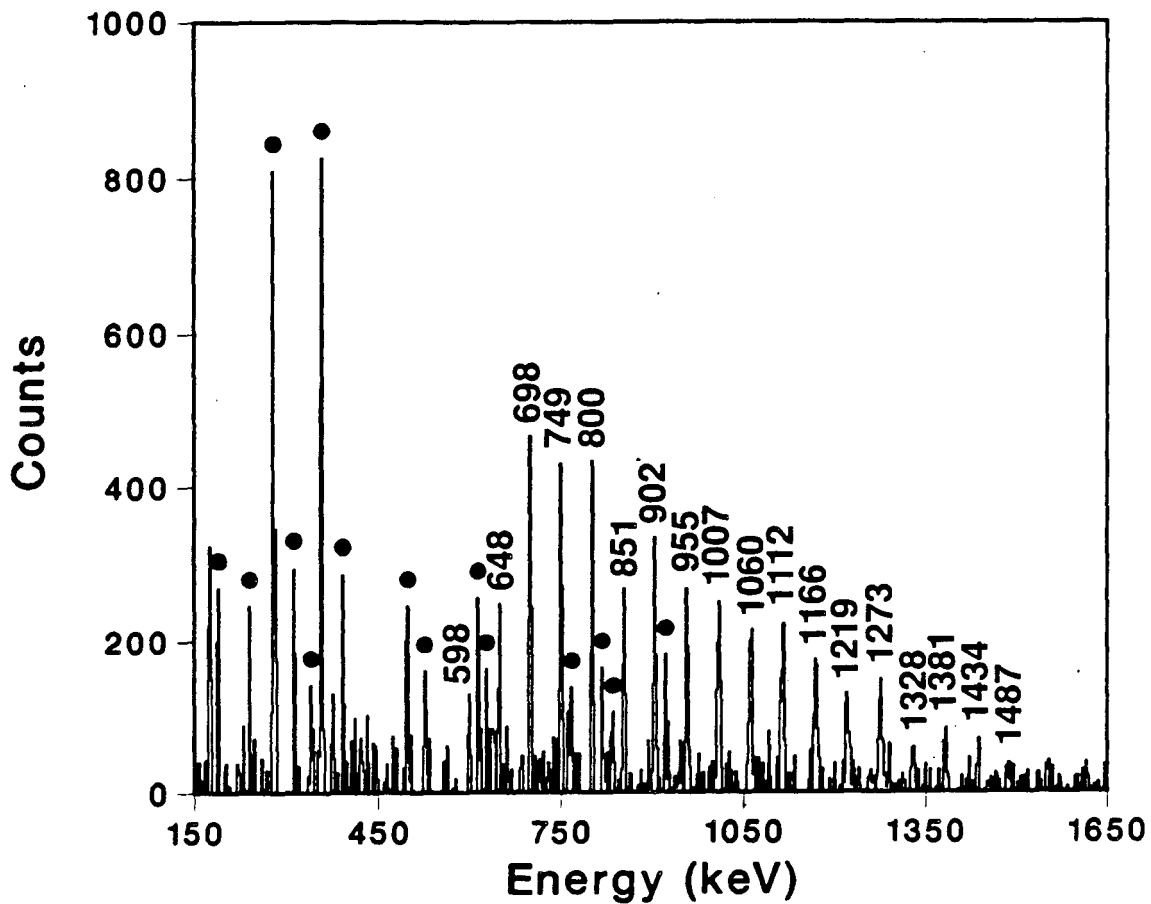
Fig. 1. Triple coincidence spectrum summed for all double-gate combinations of ten SD lines (698 keV to 1166 keV) in  $^{150}\text{Tb}$ . The full dots indicate known lines of  $^{150}\text{Tb}$  in coincidence with the SD band.

Fig. 2. Moments of inertia  $\mathfrak{J}^{(2)}$  (solid) and  $\mathfrak{J}^{(1)}$  (dashed) for the seven known SD nuclei in the mass 150 region.

Fig. 3. (a) Contribution to the moment of inertia  $\mathfrak{J}^{(2)}$  for N=86 (solid lines) and N=85 (dashed line) obtained from the differences in the experimental moments of inertia:  $^{152}\text{Dy}-^{151}\text{Dy}$  (Dy),  $^{151}\text{Tb}-^{150}\text{Tb}$  (Tb),  $^{150}\text{Gd}-^{149}\text{Gd}$  (Gd) and  $^{149}\text{Gd}-^{148}\text{Gd}$  (Gd) respectively.

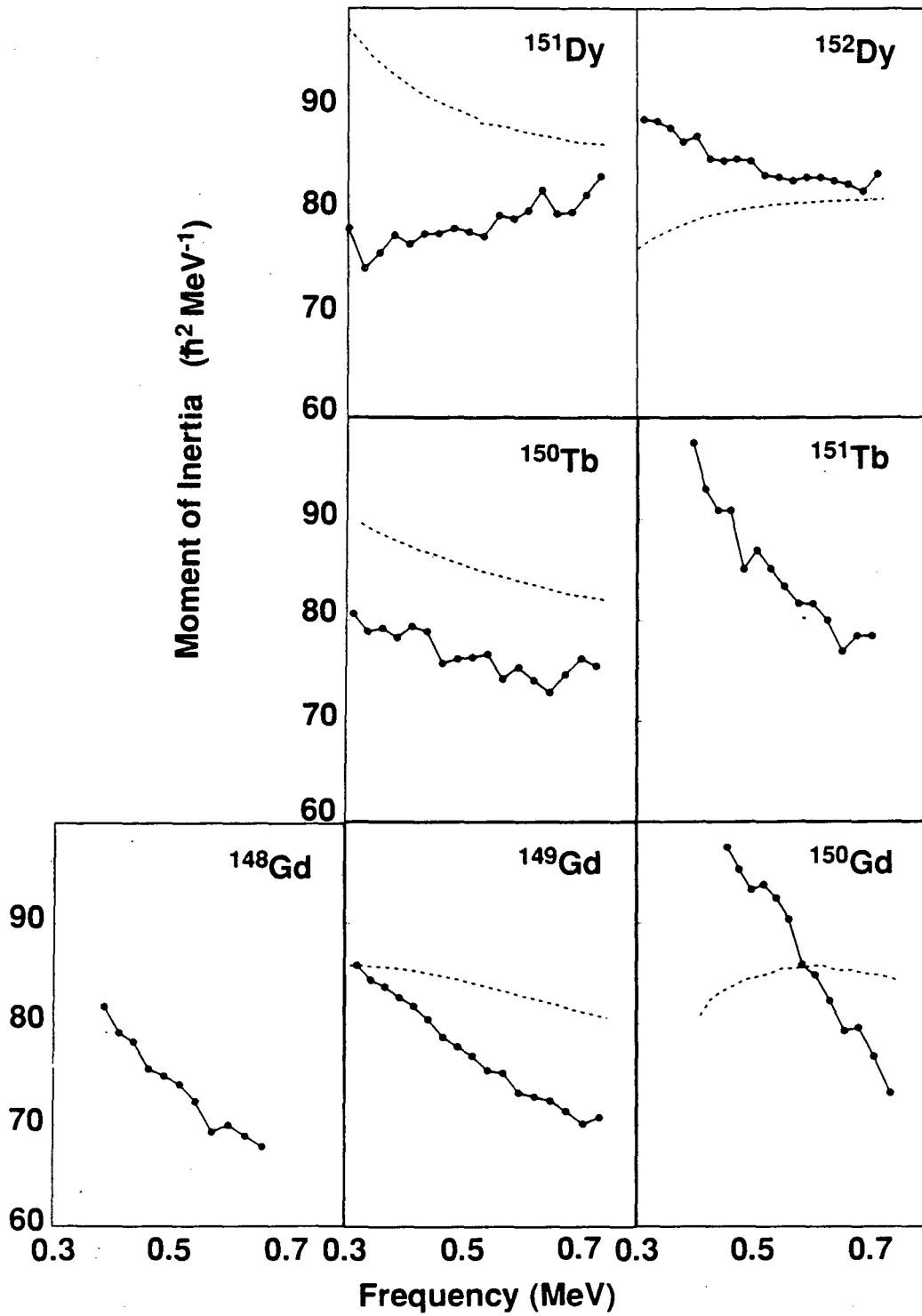
(b) Same as (a) for the protons Z=66 (solid lines) and Z=65 (dashed lines). The Z=66 values were obtained from the experimental moment of inertia differences for  $^{152}\text{Dy}-^{151}\text{Tb}$  (N=86) and  $^{151}\text{Dy}-^{150}\text{Tb}$  (N=85), and the Z=65 values from the differences for  $^{151}\text{Tb}-^{150}\text{Gd}$  (N=86) and  $^{150}\text{Tb}-^{149}\text{Gd}$  (N=85).

(c) Calculated<sup>19</sup> contributions to the moment of inertia  $\mathfrak{J}^{(2)}$  for the four lowest protons in the N=6 shell (labeled 1,2,3,4). The deformation parameters were  $\epsilon=0.556$ ,  $\epsilon_4=0.029$  and  $\gamma=0^\circ$ .



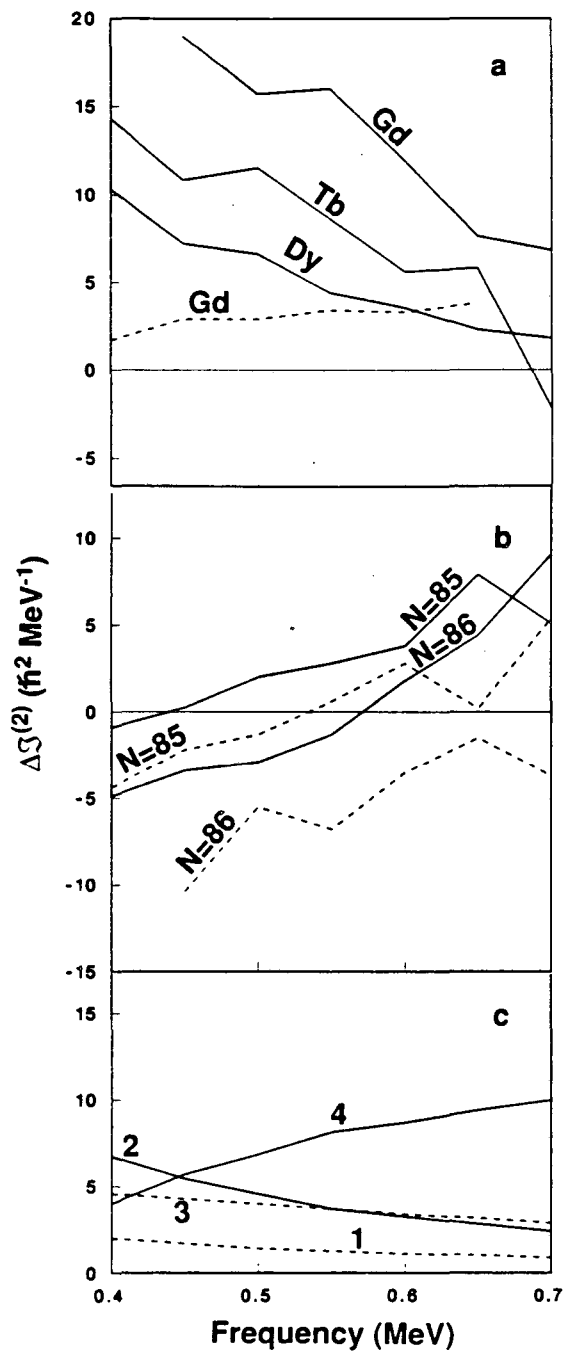
XBL 889-3210

Fig. 1



XBL 889-3211

Fig. 2



XBL 889-3209

Fig. 3

*LAWRENCE BERKELEY LABORATORY  
TECHNICAL INFORMATION DEPARTMENT  
UNIVERSITY OF CALIFORNIA  
BERKELEY, CALIFORNIA 94720*