

**UCLA**  
**Contemporary Music Score Collection**

**Title**

How to Breathe While Dying

**Permalink**

<https://escholarship.org/uc/item/9q66264w>

**Author**

Guidry, Clifton

**Publication Date**

2020

---

## Etude instructions

### Etude no. 1

In this etude you have an option of 3 drone notes to pick from and they can be played in any octave. Each circle should have a different drone note and also a different tone quality. The tone quality that you sign to the color is up to you but you must stick with that tone color each time you come back to this etude during the performance. The size of the circle only determines the length, but not the dynamic. The time length of each circle is completely up to the performer.

### Etude no. 2

This etude requires a very strong performance from the performer. You have the option of yelling, or playing 1 very aggressive sound. The lines are all a different length with determines how long you make your sound for. This etude should be Max three minutes, and have to put a trigger warning for hearing if selected.

### Etude no. 3

In this etude you have five different worlds to live in, and you are only allowed to live in one world each time you come to this etude. The "be the light" is a world that you should play a sound or melody that reminds you that internal piece you feel when you first. Only one person is allowed to solo at a time and solo should be max two minutes, unless the group allows for more playing.

### Etude no. 4

In this etude there are three sections and 3 transitions. The tempo is up to you, and so is the dynamic. For the transitions you can transition with a solo or with heavy breathing or frantic actions. The mumbling should be loud enough to be heard but not understood.

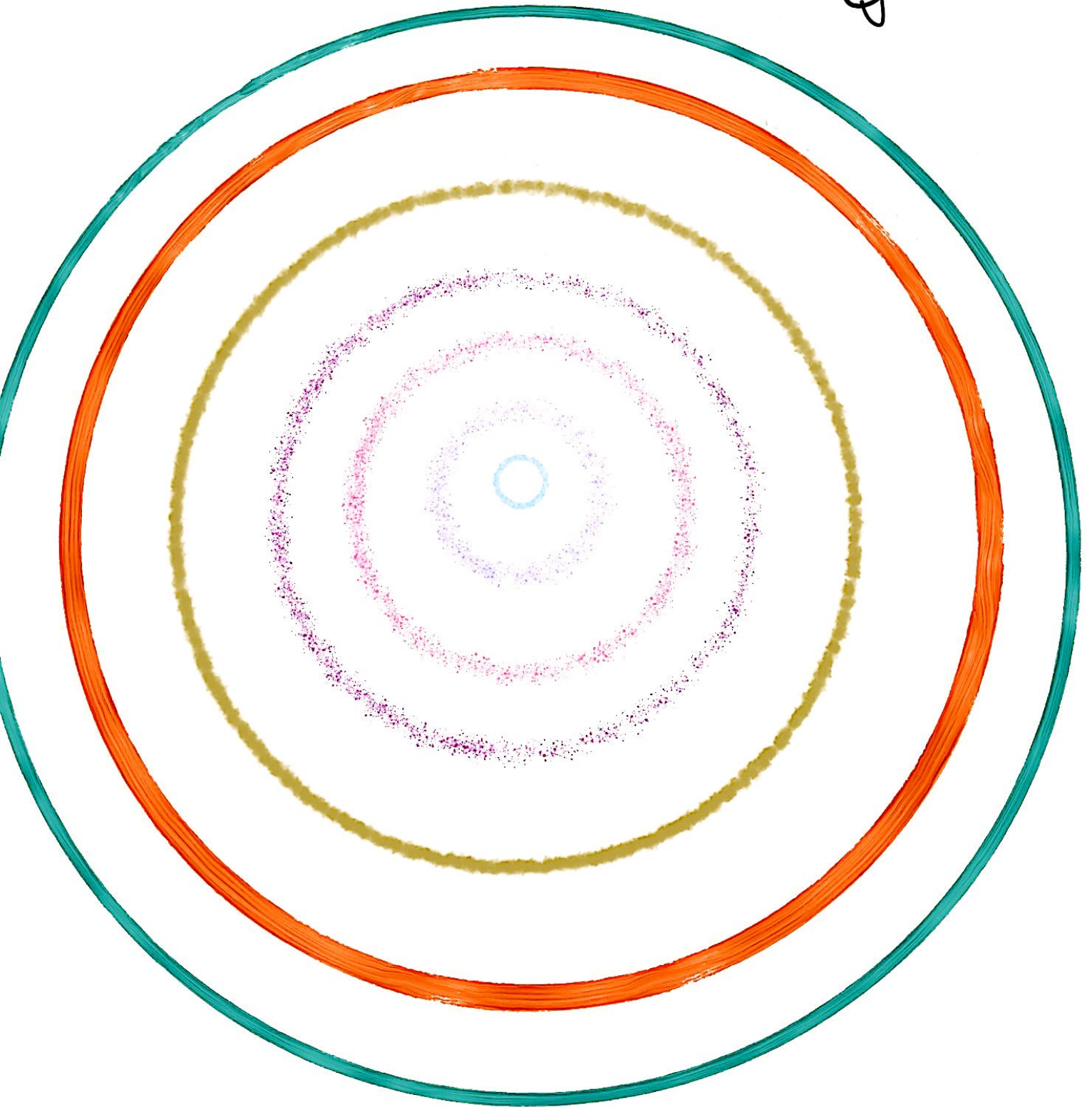
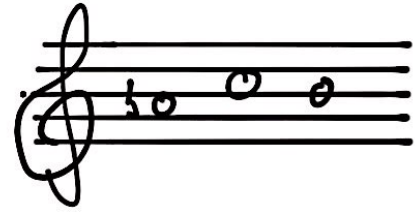
### Etude no. 5

This is a centering etude and I would hope bring you peace. In this etude each color is a different note that you can either hum, sing, or play on instruments. I suggest taking a couple seconds in between each color and really think about the what note you are going to play next.

### Etude no. 6


This etude instructs to play only notes C-F in your lowest octave. For Dec 9 this etude is for bass clarinet only.

1



2019


2



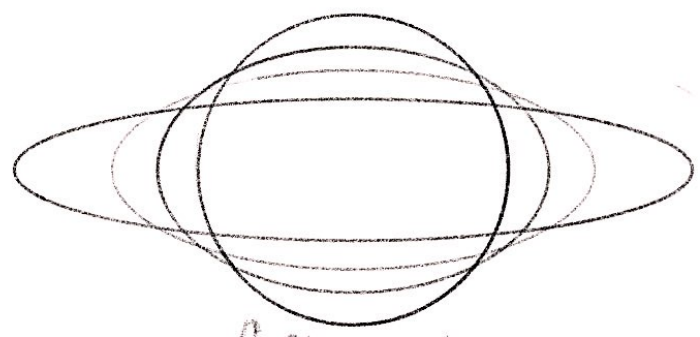
3



Be the  
light



hum



Get lost  
take a solo



air sound





any Oct


~~2018~~ 2019

4


Very high




bits  
microtonal



muscle yes  
or  
OK

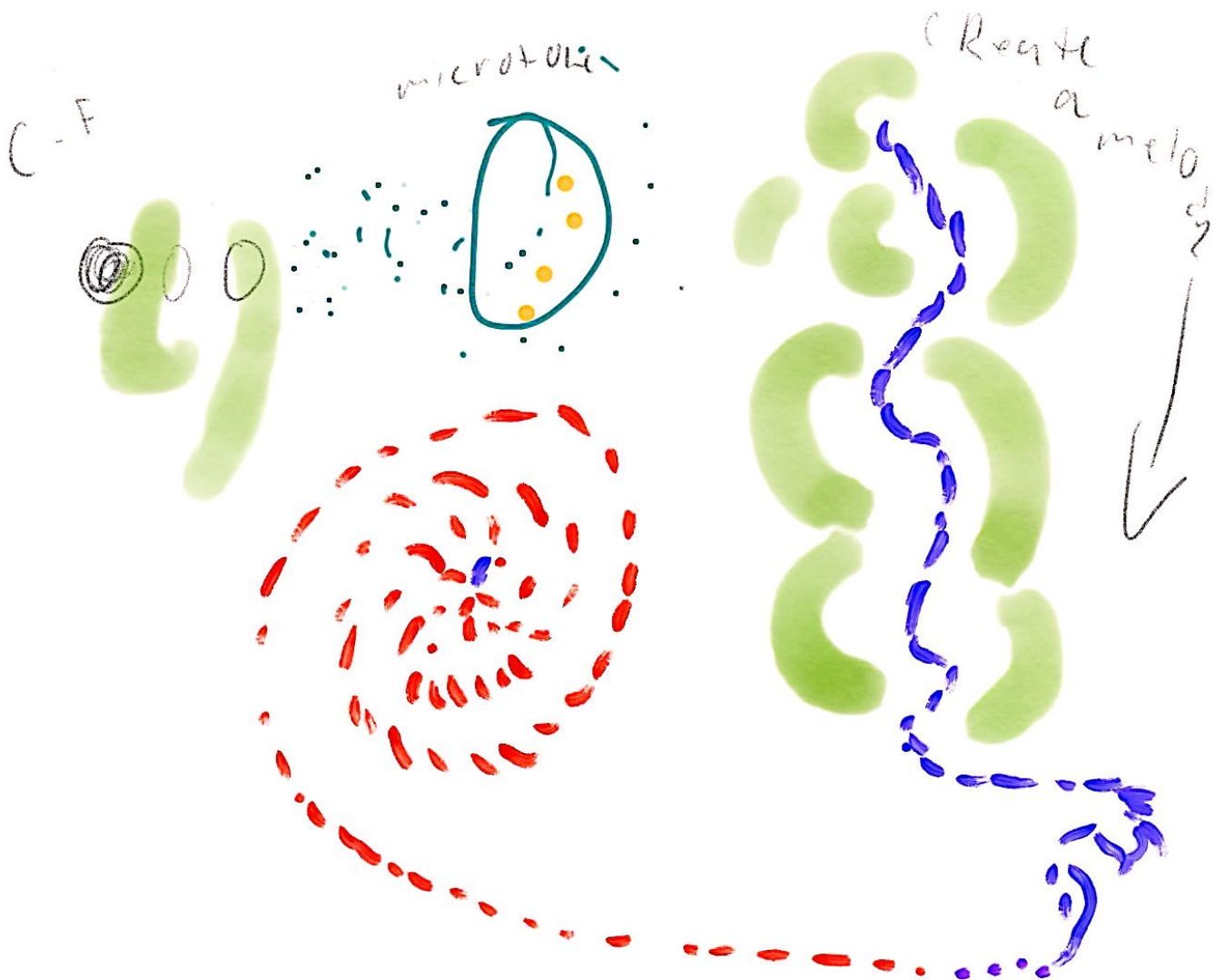


5



Clifton 2019

b



Clifton 2019