

# UC San Diego

## UC San Diego Previously Published Works

### Title

Genome-wide analyses of psychological resilience in U.S. Army soldiers.

### Permalink

<https://escholarship.org/uc/item/9jz804g3>

### Journal

American Journal of Medical Genetics Part B: Neuropsychiatric Genetics, 180(5)

### Authors

Stein, Murray

Choi, Karmel

Jain, Sonia

et al.

### Publication Date

2019-07-01

### DOI

10.1002/ajmg.b.32730

Peer reviewed



# HHS Public Access

Author manuscript

*Am J Med Genet B Neuropsychiatr Genet.* Author manuscript; available in PMC 2020 July 01.

Published in final edited form as:

*Am J Med Genet B Neuropsychiatr Genet.* 2019 July ; 180(5): 310–319. doi:10.1002/ajmg.b.32730.

## Genomewide Analyses of Psychological Resilience in US Army Soldiers

**Murray B. Stein, MD, MPH<sup>1,2,3</sup>, Karmel W. Choi, PhD<sup>4</sup>, Sonia Jain, PhD<sup>2</sup>, Laura Campbell-Sills, PhD<sup>1</sup>, Chia-Yen Chen, ScD<sup>4,5,6</sup>, Joel Gelernter, MD<sup>7,8,9</sup>, Feng He, MS<sup>2</sup>, Steven G. Heeringa, PhD<sup>10</sup>, Adam X. Maihofer<sup>1</sup>, Caroline Nievergelt, PhD<sup>1</sup>, Matthew K. Nock, PhD<sup>11</sup>, Stephan Ripke, MD<sup>5,12,13</sup>, Xiaoying Sun, MS<sup>2</sup>, Ronald C. Kessler, PhD<sup>14</sup>, Jordan W. Smoller, MD, ScD<sup>4,5,6</sup>, and Robert J. Ursano, MD<sup>15</sup>**

<sup>1</sup>Department of Psychiatry, University of California San Diego, La Jolla, California <sup>2</sup>Department of Family Medicine and Public Health, University of California San Diego, La Jolla, California

<sup>3</sup>Psychiatry Service, VA San Diego Healthcare System, San Diego, California <sup>4</sup>Psychiatric and Neurodevelopmental Genetics Unit, Center for Genomic Medicine, Massachusetts General Hospital, Boston, Massachusetts

<sup>5</sup>Stanley Center for Psychiatric Research, Broad Institute of MIT and Harvard, Cambridge, Massachusetts <sup>6</sup>Department of Psychiatry, Massachusetts General Hospital, and Harvard Medical School, Boston, Massachusetts

<sup>7</sup>Department of Psychiatry, Yale University, New Haven, Connecticut <sup>8</sup>VA Connecticut Healthcare System, West Haven, Connecticut

<sup>9</sup>Departments of Genetics and Neurobiology, Yale University, New Haven, Connecticut <sup>10</sup>Institute for Social Research, University of Michigan, Ann Arbor, Michigan

<sup>11</sup>Department of Psychology, Harvard University, Cambridge, Massachusetts <sup>12</sup>Analytic and Translational Genetics Unit, Massachusetts General Hospital, Boston MA 02114, USA

<sup>13</sup>Department of Psychiatry and Psychotherapy, Charité - Universitätsmedizin, Berlin 10117, Germany <sup>14</sup>Department of Health Care Policy, Harvard Medical School, Boston, Massachusetts

<sup>15</sup>Department of Psychiatry, Uniformed Services University of the Health Sciences, Bethesda, Maryland

### Abstract

Though a growing body of preclinical and translational research is illuminating a biological basis for resilience to stress, little is known about the genetic basis of psychological resilience in humans. We conducted genomewide association studies (GWAS) of self-assessed (by questionnaire) and outcome-based (incident mental disorders from pre- to post-deployment) resilience among European (EUR) ancestry soldiers in the Army Study To Assess Risk and Resilience in Servicemembers (STARRS). Self-assessed resilience ( $N=11,492$ ) was found to have significant common-variant heritability ( $h^2=0.162$ ,  $se=0.050$ ,  $p=5.37\times 10^{-4}$ ), and to be significantly negatively genetically correlated with neuroticism ( $r_g=-0.388$ ,  $p=0.0092$ ). GWAS results from the EUR soldiers revealed a genomewide significant locus on an intergenic region on Chr 4 upstream

---

Please address correspondence to: Murray B. Stein MD, MPH, Departments of Psychiatry and Family Medicine & Public Health, University of California San Diego (Mailcode 0855), 9500 Gilman Drive, La Jolla, CA 92093-0855, Ph: 858-534-6400; Fax: 858-534-6460, mstein@ucsd.edu.

Availability of Summary Statistics:

Summary statistics are available from the corresponding author (MBS) upon request.

from *DCLK2* (Doublecortin-Like Kinase 2) (4 SNPs in LD; top SNP: rs4260523 [ $p=5.65\times 10^{-9}$ ] is an eQTL in frontal cortex), a member of the doublecortin (DCX) family of kinases that promote survival and regeneration of injured neurons. A second gene, *KLHL36* (Kelch Like Family Member 36) was detected at gene-wise genomewide significance ( $p=1.89\times 10^{-6}$ ). A polygenic risk score derived from the self-assessed resilience GWAS was not significantly associated with outcome-based resilience. In very preliminary results, genomewide significant association with outcome-based resilience was found for one locus (top SNP: rs12580015 [ $p=2.37\times 10^{-8}$ ]) on Chr 12 downstream from *SLC15A5* (solute carrier family 15 member 5) in subjects ( $N=581$ ) exposed to the highest level of deployment stress. The further study of genetic determinants of resilience has the potential to illuminate the molecular bases of stress-related psychopathology and point to new avenues for therapeutic intervention.

## Keywords

genetics; genomewide association; resilience; risk; mental disorder

## INTRODUCTION

Exposure to traumatic stressors is pervasive worldwide; in the United States, lifetime prevalence of a traumatic event is estimated at 70% [Benjet et al. 2016]. Individuals exposed to traumatic stressors are at heightened risk for psychiatric disorders including but not limited to posttraumatic stress disorder (PTSD) [Howlett and Stein 2016; Rosellini et al. 2018]. However, only a subset of individuals exposed to traumatic stressors subsequently develops such disorders, indicating that many can be considered resilient to those effects on psychopathology [Galatzer-Levy et al. 2018; Kalisch et al. 2014]. While varying definitions exist in the literature, most conceptualize psychological resilience as successful adaptation in the face of adversity — often facilitated by personality traits or other individual differences [Kalisch et al. 2017; Pietrzak et al. 2014], and reflected in the absence of negative mental health outcomes where otherwise expected [Bonanno et al. 2011; Southwick and Charney 2012].

Though a growing body of preclinical and translational research is illuminating biological mechanisms of stress resilience [McEwen et al. 2015], relatively little is known about the genetic basis of psychological resilience in humans [Feder et al. 2018]. Twin studies have suggested that self- (or parent-) assessed resilience – defined as a perceived capacity to cope adaptively with stressors – is moderately heritable (~30–50%) [Amstadter et al. 2014; Waaktaar and Torgersen 2012; Wolf et al. 2018]. Studies in twin samples and unrelated individuals have also suggested that other traits reflecting positive psychological adjustment, such as subjective well-being and positive affect are partially heritable [Haworth et al. 2016; Rietveld et al. 2013; Wingo et al. 2017]. Notably, these heritable traits have also been associated with resilient outcomes following various stressors; for example, positive affect has been found to be protective against psychiatric symptoms following major disasters [Fredrickson et al. 2003], daily stressors [Ong et al. 2006], and chronic illness [Zautra et al. 2005].

To date, there have been a limited number of genetic studies of psychological resilience, with most of these investigating candidate genes (e.g., *SLC6A4*\*5HTTLPR) [Stein et al. 2009] for what is certainly a highly polygenic trait and, often focusing exclusively on PTSD as the outcome (e.g., APOE epsilon4, or, nitric oxide pathway genes) [Bruenig et al. 2017; Mota et al. 2018]. One recent study examined self-reported resilience along with polygenic risk for depression in relation to major depression, finding additive effects, consistent with the notion that psychological characteristics associated with self-assessed resilience can be considered a buffer against stress [Navrady et al. 2018]. Several other studies have examined polygenic risk scores for major depression as predictors of depression following life stressors [Colodro-Conde et al. 2017; Domingue et al. 2017]. But, to the best of our knowledge, no prior study has sought to identify genomewide variation associated with resilience as either a self-reported trait, or as an outcome following stress.

Using data from the Army Study To Assess Risk and Resilience in Servicemembers (STARRS), the aim of the present study is to use genome-wide association methods to identify genetic variants associated with resilience phenotypes, both as a self-assessed trait and as an empirically and prospectively defined outcome. For the former phenotype, we use a 5-item measure of self-assessed resilience, which we have shown in STARRS has protective associations with prospective mental health outcomes in deployed soldiers [Campbell-Sills et al. 2018]. Specifically, we found that greater pre-deployment self-assessed resilience was associated with decreased incidence of emotional disorder (AOR = 0.91; 95% CI = 0.84–0.98;  $P = .016$ ) and increased odds of improved coping (AOR = 1.36; 95% CI = 1.24–1.49;  $P < .0005$ ) after deployment. For the empirically defined outcome resilience phenotype, we use a prospectively determined composite mental health outcome following an index deployment to Afghanistan. We also determine the common-variant heritability of resilience in this generally young and mostly male sample, and explore its genetic correlations with several other mental and physical health-related phenotypes [Zheng et al. 2017]. We focus our analyses on soldiers of European ancestry, the largest group in STARRS, and the only ancestral group with out-of-sample publicly available GWAS data for estimating genetic correlations. Findings are expected to provide insight into the biological bases of psychological resilience.

## METHODS

### Subjects

Information in detail about the design and methodology of STARRS can be obtained in our prior report [Ursano et al. 2014]. Each of the participating institutions approved the human subjects and data protection procedures used in the study. As described below, the analyses presented here involved two large study components of STARRS.

**New Soldier Study (NSS).**—New soldiers took part in the NSS at the beginning of their basic training, which took place between April 2011 and November 2012 at one of three Army installations. Soldiers completed a computerized self-administered questionnaire (SAQ, described below) and 83.2% gave blood samples for DNA. Genotyping was conducted in samples from the first half of the cohort (NSS1;  $N = 7,999$ ) and on a smaller

subset of the second half of the cohort (NSS2;  $N = 2,835$ ) (see Supplementary Materials for details). Data from subjects of European (EUR) ancestry in NSS1 ( $N = 4,750$ ) and NSS2 ( $N = 1,817$ ) were included in these GWAS meta-analysis of self-assessed resilience and in the subsequent derivation of a polygenic risk score (PRS) for self-assessed resilience (Figure 1).

**Pre/Post Deployment Study (PPDS).**—US Army soldiers from three Brigade Combat Teams (BCTs) participated in the PPDS ( $N = 7,927$  eligible soldiers were genotyped) that began in the first quarter of 2012. The data included in this report were collected at baseline (T0) 4–6 weeks prior to deployment to Afghanistan, and approximately 3- and 9-months following return from deployment. Data from EUR PPDS soldiers were included in the GWAS meta-analysis of self-assessed resilience and also in a GWAS of outcome-based resilience. Data from PPDS soldiers were not included, however, in the polygenic score (PRS) of self-assessed resilience that was derived in NSS1+NSS2 and subsequently tested in PPDS (i.e., they were entirely independent) (Figure 1).

## Measures

**Self-assessed resilience:** Self-assessed resilience was measured using a STARRS 5-item self-report questionnaire that asked respondents to rate their ability to handle stress in various ways. The items were: (1) Keep calm and think of the right thing to do in a crisis; (2) Manage stress; (3) Try new approaches if old ones don't work; (4) Get along with people when you have to; and (5) Keep your sense of humor in tense situations; each rated 0 (poor) to 4 (excellent), and summed to yield a total resilience score ranging from 0–20. This STARRS self-report questionnaire has been found to have a unidimensional structure, demonstrates good internal consistency and, as noted above, has been shown to have predictive validity for resilient outcomes following exposure to deployment stress [Campbell-Sills et al. 2018].

**Deployment (Combat) stress:** Combat/deployment stress was quantified using a Deployment Stress Scale (DSS; theoretical range=0–16) used in our prior research with these cohorts [Campbell-Sills et al. 2018; Stein et al. 2015]. Higher DSS scores reflect greater exposure to traumatic deployment experiences, such as firing at the enemy/taking enemy fire or being exposed to severely wounded or dying people.

**Outcome-based resilience:** The Composite International Diagnostic Interview screening scales (CIDI-SC) [Kessler and Ustun 2004] were used to assess criteria for four common stress-related psychiatric disorders: major depression, generalized anxiety disorder, posttraumatic stress disorder and panic disorder. To assess new-onset, or incident disorders following deployment, our analytic sample was constrained to PPDS soldiers who met current criteria for *none* of these disorders pre-deployment ( $N = 1,939$ ). Outcome-based resilience was defined as not meeting criteria for *any* of these incident disorders post-deployment.

## DNA Genotyping and Imputation

Detailed information on genotyping, genotype imputation, population assignment and principal component analysis for population stratification adjustment are included in our

previous report [Stein et al. 2016] and in Supplementary Materials. Briefly, whole blood samples were shipped to Rutgers University Cell & DNA Repository (RUCDR), where they were frozen for later DNA extraction using standard methods. NSS1 and PPDS samples were genotyped using the Illumina OmniExpress + Exome array with additional custom content ( $N_{\text{SNP}} = 967,537$ ). NSS2 samples were genotyped on the Illumina PsychChip ( $N_{\text{SNP}} = 571,054$ ; 477,757 SNPs overlap with OmniExpress + Exome array).

Relatedness testing was carried out with PLINK v1.90 [Chang et al. 2015; Purcell et al. 2007] and pairs of subjects with  $\pi$  of  $>0.2$  were identified, randomly retaining one member of each relative pair. We used a two-step pre-phasing/imputation approach for genotype imputation, with reference to the 1000 Genomes Project multi-ethnic panel (August 2012 phase 1 integrated release; 2,186 phased haplotypes with 40,318,245 variants). We removed SNPs that were not present in the 1000 Genomes Project reference panel, had non-matching alleles to 1000 Genome Project reference, or had ambiguous, unresolvable alleles (AT/GC SNPs with minor allele frequency [MAF]  $> 0.1$ ). For the Illumina OmniExpress array 664,457 SNPs and for the Illumina PsychChip 360,704 SNPs entered the imputation procedure.

### Ancestry Assignment and Population Stratification Adjustment

Given the ancestral heterogeneity of the STARRS subjects, samples were assigned into major population groups (European [EUR], African, Latino or Asian). In order to avoid long range LD structure from interfering with the PCA analysis, we excluded SNPs in the MHC region (Chr 6:25–35Mb) and Chr 8 inversion (Chr 8:7–13Mb). Principal components (PCs) within each population group were then obtained for further population stratification adjustment. Details of these procedures are described in an earlier STARRS publication [Stein et al. 2016]. As noted above, results reported here are limited to the largest population group in the study, those of EUR descent.

### Genomic and Sample Quality Control (QC)

For QC purposes we kept autosomal SNPs with missing rate  $< 0.05$ ; kept samples with individual-wise missing rate  $< 0.02$ ; and kept SNPs with missing rate  $< 0.02$ . After QC, we merged our study samples with HapMap3 samples. We kept SNPs with minor allele frequency (MAF)  $> 0.05$  and LD pruned at  $R^2 > 0.05$ .

### Statistical Analysis

As noted above, analyses were limited to soldiers of EUR ancestry. First, we estimated the proportion of variance in self-assessed resilience and outcome-based resilience explained by common SNPs (i.e., SNP-heritability,  $h^2_g$ ) with linear mixed models implemented in GCTA software [Yang et al. 2011].

Second, we used PLINK v1.90 [Chang et al. 2015; Purcell et al. 2007] with imputed SNP dosages to conduct genome-wide association tests for each type of resilience using linear regression (for self-reported resilience) and logistic regression (for dichotomized outcome-based resilience), each adjusted for age, sex, and the top 10 within-population PCs. We filtered out SNPs with MAF  $< 0.01$  or imputation quality score (INFO)  $< 0.6$ , and performed

HWE tests for the top SNPs from the association analysis. GWAS for self-assessed resilience was conducted in the three studies (NSS1, NSS2 and PPDS) separately and then meta-analyzed across studies (Figure 1). Meta-analysis was conducted using an inverse variance-weighted fixed effects model in PLINK. GWAS for outcome-based resilience was conducted in the PPDS, exclusively among soldiers with no disorder prior to the index deployment. A  $p$ -value  $< 5 \times 10^{-8}$  was used as the threshold for genome-wide significance whereas results at  $p$ -value  $< 1 \times 10^{-6}$  are reported as genome-wide suggestive.

To follow up on GWAS results for self-assessed resilience, we performed gene-based tests using software MAGMA [de Leeuw et al. 2015] within the FUMA suite [Watanabe et al. 2017]. (These analyses were not conducted for outcome-based resilience, given the small sample size available for that phenotype.) The gene-based test in MAGMA provides association tests for each gene (i.e., genome-wide gene-association study [GWGAS];  $N = 18,167$  protein coding genes) by aggregating SNPs within the gene region. We used the final meta-analytic results and the 1000 Genomes Project European LD reference for this analysis. For the gene-based analysis, we used a combined mean and top SNP association model; the significance level after Bonferroni correction is  $0.05/18,167 = 2.75 \times 10^{-6}$ .

Polygenic risk scores (PRS) [Euesden et al. 2015] for self-assessed resilience were constructed using summary statistics from the NSS1/NSS2 GWAS data only, and applied to PPDS. After removal of ambiguous SNPs, we clumped summary statistics to limit inclusion of highly correlated SNPs, using a linkage disequilibrium  $r^2$  of 0.25 to select index SNPs within each 250kb window. Clumped summary statistics were used to compute PRS from our genomic data that included SNPs whose effect sizes met the following  $p$ -value thresholds, in decreasing order of stringency:  $<0.001$ , 0.01, 0.05, 0.10, 0.50, and 1.0. PRS were calculated as the total sum of risk alleles at each eligible SNP weighted by their estimated effect size, divided by total number of SNPs included for scoring.

We used LD Score Regression (LDSC) [Bulik-Sullivan et al. 2015] implemented on LD Hub (<http://ldsc.broadinstitute.org>) [Zheng et al. 2017] referencing publicly available meta-analytic GWAS results to test genetic correlations between self-assessed resilience and 6 traits of theoretical relevance to resilience: broad-based anxiety (as an anxiety factor score) [Otowa et al. 2016], major depression (a disorder frequently studied as an outcome in prior resilience studies) [Major Depressive Disorder Working Group of the Psychiatric et al. 2013], neuroticism (a personality trait frequently associated with poor resilience), subjective well-being [Okbay et al. 2016], intelligence [Sniekers et al. 2017] and hippocampal volume [Hibar et al. 2015].

## RESULTS

### Sample Descriptions

For self-assessed resilience, the sex, age, marital status, and education composition of our analyzed participants along with average resilience scores are shown in Table 1; a histogram of resilience scores for the combined sample is shown in Supplemental Figure S1. For outcome-based resilience, 80.4% ( $N = 1558$ ) of the PPDS soldiers eligible for analysis were



resilient post-deployment, whereas 19.7% ( $N=381$ ) had developed an incident deployment-related mental disorder.

### Genome-wide Association Analyses of Self-Assessed Resilience

In the meta-analysis of EUR ancestry GWASs across the three cohorts (NSS1, NSS2, and PPDS), we identified 4 genome-wide significant SNPs on Chr4 (reflecting one genomewide significant locus; lead SNP rs4260523,  $\beta = 0.352$ ,  $p = 5.65 \times 10^{-9}$ ) in an intergenic region upstream from *DCLK2* (see Figure 2 for Manhattan plot [ $\lambda = 1.03$ ] and Figure 3 for regional plot). These and two other independent genome-wide suggestive ( $p < 10^{-6}$ ) loci are shown in Supplemental Table S1.

### Genome-wide Gene Association Analysis (GWGAS) of Self-Assessed Resilience

—There was one significant gene in the self-assessed resilience meta-analysis, identified via genome-wide gene-association study (GWGAS; Supplemental Figure S2) with MAGMA after Bonferroni correction: *KLHL36* (Kelch Like Family Member 36; gene ID 79786), on chromosome 16, with a  $p$ -value =  $1.89 \times 10^{-6}$  obtained by aggregating 134 SNPs in the region. We list all the genes in the GWGAS and highlight the top 6 genes with the most significant  $p$ -values ( $< 10^{-4}$ ) from the EUR meta-analysis in Supplemental Table S2.

**SNP-based Heritability of Self-Assessed Resilience**—Using GCTA [Yang et al. 2011] we estimated SNP-based heritability of self-assessed resilience in the EUR subjects ( $N = 9,932$ ) to be  $h^2_g = 0.162$ ,  $se = 0.050$ ,  $p = 5.37 \times 10^{-4}$ .

**Genetic Correlations of Self-Assessed Resilience with Other Traits**—Using LDSC as implemented in LDHub we found, after Bonferroni correction ( $p < 0.01$ , accounting for 5 comparisons) one statistically significant genetic correlation between self-assessed resilience and the 6 selected relevant traits of *a priori* interest. We observed a significant (negative) genetic correlation with neuroticism (from UK Biobank) ( $r_g = -0.388$ ,  $p = 0.0092$ ), but not with the other 5 traits including broad-based anxiety ( $r_g = -0.115$ ,  $p = 0.774$ ), major depressive disorder ( $r_g = -0.464$ ,  $p = 0.077$ ), subjective well-being ( $r_g = 0.269$ ,  $p = 0.083$ ), intelligence ( $r_g = -0.071$ ,  $p = 0.579$ ) or hippocampal volume ( $r_g = -0.223$ ,  $p = 0.463$ ).

**Polygenic Risk Scores for Self-Assessed Resilience Related to Outcome-Based Resilience**—PRS derived from self-assessed resilience in EUR NSS1+NSS2 were not significantly associated with outcome-based resilience in EUR PPDS at any tested  $p$ -value level (Supplemental Figure S3), though all were associated with numerically higher odds for outcome-based resilience.

### Genome-wide Association Analyses of Outcome-Based Resilience

In our exploratory (given the small sample size) GWAS of outcome-based resilience that included all eligible deployed soldiers ( $N = 1,939$ ) we did not observe any genomewide significant SNPs (Supplemental Table S3a), even when adjusting for individual levels of deployment stress exposure (Supplemental Table S3b). When we restricted analysis only to soldiers ( $N = 581$ ) who had experienced high deployment stress exposure (deployment stress



score  $\geq 8$  out of a possible 16) we found one genomewide significant locus associated with outcome-based resilience (top SNP: rs12580015\*C, OR = 0.42,  $p=2.37 \times 10^{-8}$ ) in LOC101928362, less than 0.1 Mb downstream from *SLC15A5* (solute carrier family 15 member 5; gene ID: 729025) on Chr 12p12.3; (Supplemental Figure S4a [Manhattan Plot] and Supplemental Figure S4b [Regional Plot] and Supplemental Table S3c). SNP-based heritability of outcome-based resilience in the EUR subjects ( $N = 1,853$ ) was not statistically significant. There was no overlap in the genomewide significant or suggestive ( $p < 10^{-6}$ ) SNPs associated with self-assessed and outcome-based resilience (in either the full eligible sample or the high combat stress exposure group).

Finally, we calculated the genetic correlation ( $r_g$ ) between self-assessed resilience in NSS1+NSS2 and outcome-based resilience in PPDS. Although the magnitude of the correlation and its positive directionality were consistent with expectations, the  $r_g$  estimate of 0.663 (se 0.422) between these resilience phenotypes was not statistically significant ( $p = 0.123$ ), likely reflecting the very small sample size available for the outcome-based phenotype.

## DISCUSSION

Identifying factors that contribute to psychological resilience in the face of stressors is of paramount importance to the understanding of mental health and wellbeing. Several recent reviews have pointed to a multitude of neurobiological factors believed to play a role in resilience [Feder et al. 2018; Menard et al. 2017; Pfau and Russo 2015] including diverse stress response systems [McEwen et al. 2015]. While the potential genetic underpinnings of these factors have begun to receive attention, studies to date have focused on candidate gene (or epigenetic) [Binder 2017] involvement [Feder et al. 2018; McEwen 2016; Menard et al. 2017]. Here, we report results from what we believe to be the first GWAS of psychological resilience, and have done so in military population-based samples. Consistent with twin studies we find strong evidence that self-assessed resilience has a heritable basis (SNP-based heritability 16%) in this population. We also find a strong negative genetic correlation between self-assessed resilience and a personality trait known to be a risk factor for psychopathology, neuroticism. And we discover preliminary associations between several specific genes (*DCLK2* and *KLHL36*) and self-assessed resilience.

*DCLK2* is an intracellular enzyme preferentially expressed in the brain and particularly enriched in cerebral cortex and hippocampus ([www.proteinatlas.org/](http://www.proteinatlas.org/)) [Uhlen et al. 2015]. Mice lacking *DCLK2* have altered hippocampal development and spontaneous seizures [Kerjan et al. 2009]. *DCLK2* plays a role in dendritic remodeling – one of the most important components of hippocampal plasticity [Shin et al. 2013]. Members of the doublecortin (DCX) family of kinases promote survival and regeneration of injured neurons [Nawabi et al. 2015]. Genetic variations in *DCX* genes including deletions, nonsense, frameshift and missense mutations have been associated with lissencephaly (characterized by the absence of normal convolutions in the cerebral cortex and microcephaly). We queried the BRAINEAC database (<http://www.braineac.org/>) and found that stratification of *DCLK2* expression by allele combinations of our top SNP (rs4260523) suggests that it is an eQTL in the frontal cortex (nominal  $p = 0.027$ ) (Supplementary Figure S5). Certain types of genetic

variation in *DCLK2* might therefore be associated with less deleterious changes in brain structure or cognitive function that could influence resilience.

*DCLK2* is also a neighboring gene to *NR3C2* (a mineralocorticoid receptor gene associated in one study with stress resilience [ter Heegde et al. 2015]) and we considered the possibility that SNPs we identified as being in an intergenic region of *DCLK2* might regulate expression of *NR3C2*. According to GTEx v7 (<https://gtexportal.org>) and BRAINEAC none of the SNPs in that region (see Supplemental Table S1) of Chr4 were labeled as eQTLs in *NR3C2*. A SNP in *DCLK2* (rs11947645, approximately 0.4 MB downstream from our top SNP) was observed to be the top hit (though below genomewide significance at  $p = 1.47 \times 10^{-06}$ ) in a GWAS of social skills (considered in that study to be an autistic-like trait) in a population-based study of young adults [Jones et al. 2013]. Given the importance of strong social connectedness as a factor in resilience, one could imagine how being at genetic risk for poor social skills could result in lower resilience to stressors.

*KLHL36* emerged in association with self-assessed resilience in the gene-based analysis. The product of this gene ubiquitinates proteins as part of their degradation pathway and is widely expressed in virtually all tissues. A SNP in *KLHL36* (rs12716755) has been reported to be a risk variant for late onset Alzheimer's Disease. These observations and their implications for illuminating a role for *DCLK2* and *KLHL36* in resilience remain to be determined.

The importance of looking at prospectively defined outcomes in resilience research has recently been highlighted [Chmitorz et al. 2018]. While sample size was limited, we had the unique opportunity to explore genetic contributions to resilience in a prospective cohort where exposure to trauma was empirically measured. Our finding that a genomewide significant locus for outcomes-based resilience became visible only when restricting the analysis to those soldiers who had experienced the most combat stress exposure highlights the value of studying resilience in the context of stressful experiences. However, although ours is, to the best of our knowledge, the first study to include a prospectively determined cohort to assess resilience in a genomewide analysis, our sample size for that analysis was so small ( $N = 581$  for the high-deployment stress exposed subgroup) that our observations must be considered more of a proof-of-feasibility than a discovery of risk-related variants. As such, we consider the association with *SLC15A5* to be preliminary, quite possibly a false-positive, and definitely in need of replication. We also found that polygenic scores for self-assessed resilience from NSS did not predict outcomes-based resilience in PPDS and that genetic correlation between the two traits was not statistically significant. These observations highlight the distinction between self-reported function during stress and self-reported persistent after-effects of stress, and may signal that these two indicators of resilience – though linked at the phenotypic level [Campbell-Sills et al. 2018] – are relatively genetically distinct and may be related through environmental factors, although we cannot exclude the strong possibility that this null finding is because our samples were underpowered to detect a genetic correlation.

Our results should also be interpreted in light of several additional limitations. First and foremost, our study looks at prospectively determined resilience through the rather narrow

lens of not developing a mental disorder during a stressful life period. As mentioned above, many other definitions of resilience could have been considered, but we were limited by the data at hand in our survey. Second, power to detect loci of modest effect is limited given our current sample sizes, and the precision of our effect sizes may be reduced given that resilience was studied here as a secondary trait [Yung and Lin 2016]. Third, since over 80% of our sample is comprised of men, all of European descent, our results may not generalize well to women or to other ancestry groups; future studies should consider stratifying analyses by sex. Fourth, although we used a measure of self-reported resilience that, in our prior work, was shown to predict outcomes-based resilience in these cohorts [Campbell-Sills et al. 2018], it is not a well-studied, widely used measure of self-reported resilience such as the Connor-Davidson Resilience Scale [Connor and Davidson 2003] and variants thereof [Campbell-Sills and Stein 2007], and its relationship to other correlates of resilience such as positive affect is not currently known. Fifth, focused as we were on genetic risk factors, we did not test more complicated models that might have adjusted for other known experiential resilience risk factors such as childhood maltreatment, or other types of trauma. Such analyses will require much larger sample sizes able to accommodate multiple covariates and their interactions. Sixth, our results are in need of replication in other samples and other stressful contexts.

In summary, this set of genome-wide association studies confirms a genetic basis for self-assessed resilience, offers some insights into the possible molecular biological bases for resilience to stressors, and provides proof-of-concept that genomewide studies of outcomes-based resilience will be possible given adequate sample size. Greater exploration of the genetic bases of resilience – focused on variants that contribute to health, rather than disease [Schwartz et al. 2017] – will not only contribute to our understanding of the structure of psychopathology [Smoller et al. 2019] but may also identify actionable targets in the quest for precision psychiatry [Stein and Smoller 2018].

## Supplementary Material

Refer to Web version on PubMed Central for supplementary material.

## Acknowledgments:

The Army STARRS Team consists of:

Co-Principal Investigators: Robert J. Ursano, MD (Uniformed Services University of the Health Sciences) and Murray B. Stein, MD, MPH (University of California San Diego and VA San Diego Healthcare System)

Site Principal Investigators: Steven Heeringa, PhD (University of Michigan), James Wagner, PhD (University of Michigan) and Ronald C. Kessler, PhD (Harvard Medical School) Army liaison/consultant: Kenneth Cox, MD, MPH (USAPHC (Provisional))

Other team members: Pablo A. Aliaga, MS (Uniformed Services University of the Health Sciences); COL David M. Benedek, MD (Uniformed Services University of the Health Sciences); Susan Borja, PhD (NIMH); Tianxi Cai, ScD (Harvard School of Public Health); Laura Campbell-Sills, PhD (University of California San Diego); Carol S. Fullerton, PhD (Uniformed Services University of the Health Sciences); Nancy Gebler, MA (University of Michigan); Robert K. Gifford, PhD (Uniformed Services University of the Health Sciences); Paul E. Hurwitz, MPH (Uniformed Services University of the Health Sciences); Kevin Jensen, PhD (Yale University); Kristen Jepsen, PhD (University of California San Diego); Tzu-Cheg Kao, PhD (Uniformed Services University of the Health Sciences); Lisa Lewandowski-Romps, PhD (University of Michigan); Holly Herberman Mash, PhD (Uniformed Services University of the Health Sciences); James E. McCarroll, PhD, MPH (Uniformed Services University of the Health

Sciences); Colter Mitchell, PhD (University of Michigan); James A. Naifeh, PhD (Uniformed Services University of the Health Sciences); Tsz Hin Hinz Ng, MPH (Uniformed Services University of the Health Sciences); Caroline Nievergelt, PhD (University of California San Diego); Nancy A. Sampson, BA (Harvard Medical School); CDR Patcho Santiago, MD, MPH (Uniformed Services University of the Health Sciences); Ronen Segman, MD (Hadassah University Hospital, Israel); Alan M. Zaslavsky, PhD (Harvard Medical School); and Lei Zhang, MD (Uniformed Services University of the Health Sciences).

#### Funding and Disclosure:

Army STARRS was sponsored by the Department of the Army and funded under cooperative agreement number U01MH087981 (2009–2015) with the U.S. Department of Health and Human Services, National Institutes of Health, National Institute of Mental Health (NIH/NIMH). Subsequently, STARRS-LS was sponsored and funded by the Department of Defense (USUHS grant number HU0001-15-2-0004). The contents are solely the responsibility of the authors and do not necessarily represent the views of the Department of Health and Human Services, NIMH, or the Department of the Army, or the Department of Defense. Dr. Choi was supported in part by a NIMH T32 Training Fellowship (T32MH017119). Dr. Smoller is a Tepper Family MGH Research Scholar and supported in part by the Demarest Lloyd, Jr, Foundation and NIH grant K24MH094614.

Dr. Stein has in the past three years been a consultant for Actelion, Alkermes, Aptinyx, Bionomics, Dart Neuroscience, Healthcare Management Technologies, Janssen, Jazz Pharmaceuticals, Neurocrine Biosciences, Oxeia Biopharmaceuticals, Pfizer, and Resilience Therapeutics. Dr. Stein owns founders shares and stock options in Resilience Therapeutics and has stock options in Oxeia Biopharmaceuticals. Dr. Smoller is an unpaid member of the Bipolar/Depression Research Community Advisory Panel of 23andMe. In the past three years, Dr. Kessler has been a consultant for Hoffman-La Roche, Inc., Johnson & Johnson Wellness and Prevention, and Sanofi-Aventis Groupe. Dr. Kessler has served on advisory boards for Mensante Corporation, Plus One Health Management, Lake Nona Institute, and U.S. Preventive Medicine. Dr. Kessler owns 25% share in DataStat, Inc. The remaining authors report nothing to disclose.

## REFERENCES

- Amstadter AB, Myers JM, Kendler KS. 2014 Psychiatric resilience: longitudinal twin study. *Br J Psychiatry* 205(4):275–280. [PubMed: 24723629]
- Benjet C, Bromet E, Karam EG, Kessler RC, McLaughlin KA, Ruscio AM, Shahly V, Stein DJ, Petukhova M, Hill E, Alonso J, Atwoli L, Bunting B, Bruffaerts R, Caldas-de-Almeida JM, de Girolamo G, Florescu S, Gureje O, Huang Y, Lepine JP, Kawakami N, Kovess-Masfety V, Medina-Mora ME, Navarro-Mateu F, Piazza M, Posada-Villa J, Scott KM, Shalev A, Slade T, ten Have M, Torres Y, Viana MC, Zarkov Z, Koenen KC. 2016 The epidemiology of traumatic event exposure worldwide: results from the World Mental Health Survey Consortium. *Psychol Med* 46(2):327–343. [PubMed: 26511595]
- Binder EB. 2017 Dissecting the molecular mechanisms of gene x environment interactions: implications for diagnosis and treatment of stress-related psychiatric disorders. *Eur J Psychotraumatol* 8(sup5):1412745.
- Bonanno GA, Westphal M, Mancini AD. 2011 Resilience to loss and potential trauma. *Annu Rev Clin Psychol* 7:511–535. [PubMed: 21091190]
- Bruenig D, Morris CP, Mehta D, Harvey W, Lawford B, Young RM, Voisey J. 2017 Nitric oxide pathway genes (NOS1AP and NOS1) are involved in PTSD severity, depression, anxiety, stress and resilience. *Gene* 625:42–48. [PubMed: 28465168]
- Bulik-Sullivan B, Finucane HK, Anttila V, Gusev A, Day FR, Loh PR, ReproGen C, Psychiatric Genomics C, Genetic Consortium for Anorexia Nervosa of the Wellcome Trust Case Control C, Duncan L, Perry JR, Patterson N, Robinson EB, Daly MJ, Price AL, Neale BM 2015 An atlas of genetic correlations across human diseases and traits. *Nat Genet* 47(11):1236–1241. [PubMed: 26414676]
- Campbell-Sills L, Kessler RC, Ursano RJ, Sun X, Taylor CT, Heeringa SG, Nock MK, Sampson NA, Jain S, Stein MB. 2018 Predictive validity and correlates of self-assessed resilience among U.S. Army soldiers. *Depress Anxiety* 35(2):122–131. [PubMed: 29095544]
- Campbell-Sills L, Stein MB. 2007 Psychometric analysis and refinement of the Connor-davidson Resilience Scale (CD-RISC): Validation of a 10-item measure of resilience. *J Trauma Stress* 20(6): 1019–1028. [PubMed: 18157881]

- Chang CC, Chow CC, Tellier LC, Vattikuti S, Purcell SM, Lee JJ. 2015 Second-generation PLINK: rising to the challenge of larger and richer datasets. *Gigascience* 4:7. [PubMed: 25722852]
- Chmitorz A, Kunzler A, Helmreich I, Tuscher O, Kalisch R, Kubiak T, Wessa M, Lieb K. 2018 Intervention studies to foster resilience - A systematic review and proposal for a resilience framework in future intervention studies. *Clin Psychol Rev* 59:78–100. [PubMed: 29167029]
- Colodro-Conde L, Couvy-Duchesne B, Zhu G, Coventry WL, Byrne EM, Gordon S, Wright MJ, Montgomery GW, Madden PAF, Major Depressive Disorder Working Group of the Psychiatric Genomics C, Ripke S, Eaves LJ, Heath AC, Wray NR, Medland SE, Martin NG 2017 A direct test of the diathesis-stress model for depression. *Mol Psychiatry*
- Connor KM, Davidson JR. 2003 Development of a new resilience scale: the Connor-Davidson Resilience Scale (CD-RISC). *Depress Anxiety* 18(2):76–82. [PubMed: 12964174]
- de Leeuw CA, Mooij JM, Heskes T, Posthuma D. 2015 MAGMA: generalized gene-set analysis of GWAS data. *PLoS Comput Biol* 11(4):e1004219. [PubMed: 25885710]
- Domingue BW, Liu H, Okbay A, Belsky DW. 2017 Genetic Heterogeneity in Depressive Symptoms Following the Death of a Spouse: Polygenic Score Analysis of the U.S. Health and Retirement Study. *Am J Psychiatry* 174(10):963–970. [PubMed: 28335623]
- Euesden J, Lewis CM, O'Reilly PF. 2015 PRSice: Polygenic Risk Score software. *Bioinformatics* 31(9):1466–1468. [PubMed: 25550326]
- Feder A, Horn SR, Haglund M, Southwick SM, Charney DS. 2018 The neurobiology of resilience. In: Charney DS, Sklar PB, Buxbaum JD, Nestler EJ, editors. *Charney and Nestler's Neurobiology of Mental Illness* New York, NY: Oxford University Press p 487–512.
- Fredrickson BL, Tugade MM, Waugh CE, Larkin GR. 2003 What good are positive emotions in crises? A prospective study of resilience and emotions following the terrorist attacks on the United States on September 11th, 2001. *J Pers Soc Psychol* 84(2):365–376. [PubMed: 12585810]
- Galatzer-Levy IR, Huang SH, Bonanno GA. 2018 Trajectories of resilience and dysfunction following potential trauma: A review and statistical evaluation. *Clin Psychol Rev* 63:41–55. [PubMed: 29902711]
- Haworth CM, Nelson SK, Layous K, Carter K, Jacobs Bao K, Lyubomirsky S, Plomin R. 2016 Stability and Change in Genetic and Environmental Influences on Well-Being in Response to an Intervention. *PLoS One* 11(5):e0155538. [PubMed: 27227410]
- Hibar DP, Stein JL, Renteria ME, Arias-Vasquez A, Desrivieres S, Jahanshad N, Toro R, Wittfeld K, Abramovic L, Andersson M, Aribisala BS, Armstrong NJ, Bernard M, Bohlken MM, Boks MP, Bralten J, Brown AA, Chakravarty MM, Chen Q, Ching CR, Cuellar-Partida G, den Braber A, Giddaluru S, Goldman AL, Grimm O, Guadalupe T, Hass J, Woldehawariat G, Holmes AJ, Hoogman M, Janowitz D, Jia T, Kim S, Klein M, Kraemer B, Lee PH, Olde Loohuis LM, Luciano M, Macare C, Mather KA, Mattheisen M, Milanesechi Y, Nho K, Pappmeyer M, Ramasamy A, Risacher SL, Roiz-Santianez R, Rose EJ, Salami A, Samann PG, Schmaal L, Schork AJ, Shin J, Strike LT, Teumer A, van Donkelaar MM, van Eijk KR, Walters RK, Westlye LT, Whelan CD, Winkler AM, Zwiers MP, Alhusaini S, Athanasiu L, Ehrlich S, Hakobjan MM, Hartberg CB, Haukvik UK, Heister AJ, Hoehn D, Kasperaviciute D, Liawald DC, Lopez LM, Makkinje RR, Matarin M, Naber MA, McKay DR, Needham M, Nugent AC, Putz B, Royle NA, Shen L, Sprooten E, Trabzuni D, van der Marel SS, van Hulzen KJ, Walton E, Wolf C, Almasy L, Ames D, Arepalli S, Assareh AA, Bastin ME, Brodaty H, Bulayeva KB, Carless MA, Cichon S, Corvin A, Curran JE, Czisch M, de Zubicaray GI, Dillman A, Duggirala R, Dyer TD, Erk S, Fedko IO, Ferrucci L, Foroud TM, Fox PT, Fukunaga M, Gibbs JR, Goring HH, Green RC, Guelfi S, Hansell NK, Hartman CA, Hegenscheid K, Heinz A, Hernandez DG, Heslenfeld DJ, Hoekstra PJ, Holsboer F, Homuth G, Hottenga JJ, Ikeda M, Jack CR Jr., Jenkinson M, Johnson R, Kanai R, Keil M, Kent JW Jr., Kochunov P, Kwok JB, Lawrie SM, Liu X, Longo DL, McMahon KL, Meisenzahl E, Melle I, Mohnke S, Montgomery GW, Mostert JC, Muhleisen TW, Nalls MA, Nichols TE, Nilsson LG, Nothen MM, Ohi K, Olvera RL, Perez-Iglesias R, Pike GB, Potkin SG, Reinvang I, Reppermund S, Rietschel M, Romanczuk-Seiferth N, Rosen GD, Rujescu D, Schnell K, Schofield PR, Smith C, Steen VM, Sussmann JE, Thalamuthu A, Toga AW, Traynor BJ, Troncoso J, Turner JA, Valdes Hernandez MC, van 't Ent D, van der Brug M, van der Wee NJ, van Tol MJ, Veltman DJ, Wassink TH, Westman E, Zielke RH, Zonderman AB, Ashbrook DG, Hager R, Lu L, McMahon FJ, Morris DW, Williams RW, Brunner HG, Buckner RL, Buitelaar JK, Cahn W,



Calhoun VD, Cavalleri GL, Crespo-Facorro B, Dale AM, Davies GE, Delanty N, Depondt C, Djurovic S, Drevets WC, Espeseth T, Gollub RL, Ho BC, Hoffmann W, Hosten N, Kahn RS, Le Hellard S, Meyer-Lindenberg A, Muller-Myhsok B, Nauck M, Nyberg L, Pandolfo M, Penninx BW, Roffman JL, Sisodiya SM, Smoller JW, van Bokhoven H, van Haren NE, Volzke H, Walter H, Weiner MW, Wen W, White T, Agartz I, Andreassen OA, Blangero J, Boomsma DI, Brouwer RM, Cannon DM, Cookson MR, de Geus EJ, Deary IJ, Donohoe G, Fernandez G, Fisher SE, Francks C, Glahn DC, Grabe HJ, Gruber O, Hardy J, Hashimoto R, Hulshoff Pol HE, Jonsson EG, Kloszewska I, Lovestone S, Mattay VS, Mecocci P, McDonald C, McIntosh AM, Ophoff RA, Paus T, Pausova Z, Ryten M, Sachdev PS, Saykin AJ, Simmons A, Singleton A, Soininen H, Wardlaw JM, Weale ME, Weinberger DR, Adams HH, Launer LJ, Seiler S, Schmidt R, Chauhan G, Satizabal CL, Becker JT, Yanek L, van der Lee SJ, Ebling M, Fischl B, Longstreth WT Jr., Greve D, Schmidt H, Nyquist P, Vinke LN, van Duijn CM, Xue L, Mazoyer B, Bis JC, Gudnason, Seshadri S, Ikram MA, Alzheimer's Disease Neuroimaging I, Consortium C, Epigen, Imagen, Sys, Martin NG, Wright MJ, Schumann G, Franke B, Thompson PM, Medland SE 2015 Common genetic variants influence human subcortical brain structures. *Nature* 520(7546):224–229. [PubMed: 25607358]

Howlett JR, Stein MB. 2016 Prevention of Trauma and Stressor-Related Disorders: A Review. *Neuropsychopharmacology* 41(1):357–369. [PubMed: 26315508]

Jones RM, Cadby G, Melton PE, Abraham LJ, Whitehouse AJ, Moses EK. 2013 Genome-wide association study of autistic-like traits in a general population study of young adults. *Front Hum Neurosci* 7:658. [PubMed: 24133439]

Kalisch R, Baker DG, Basten U, Boks MP, Bonanno GA, Brummelman E, Chmitorz A, Fernández G, Fiebach CJ, Galatzer-Levy I, Geuze E, Groppa S, Helmreich I, Hender T, Hermans EJ, Jovanovic T, Kubiak T, Lieb K, Lutz B, Müller MB, Murray RJ, Nievergelt CM, Reif A, Roelofs K, Rutten BPF, Sander D, Schick A, Tüscher O, Diest IV, Harmelen A-Lv, Veer IM, Vermetten E, Vinkers CH, Wager TD, Walter H, Wessa M, Wibrall M, Kleim B 2017 The resilience framework as a strategy to combat stress-related disorders. *Nature Human Behaviour* 1(11):784–790.

Kalisch R, Muller MB, Tüscher O. 2014 A conceptual framework for the neurobiological study of resilience. *Behav Brain Sci*:1–49. [PubMed: 24461214]

Kerjan G, Koizumi H, Han EB, Dube CM, Djakovic SN, Patrick GN, Baram TZ, Heinemann SF, Gleeson JG. 2009 Mice lacking doublecortin and doublecortin-like kinase 2 display altered hippocampal neuronal maturation and spontaneous seizures. *Proc Natl Acad Sci U S A* 106(16): 6766–6771. [PubMed: 19342486]

Kessler RC, Ustun TB. 2004 The World Mental Health (WMH) Survey Initiative Version of the World Health Organization (WHO) Composite International Diagnostic Interview (CIDI). *International journal of methods in psychiatric research* 13(2):93–121. [PubMed: 15297906]

Major Depressive Disorder Working Group of the Psychiatric GC, Ripke S, Wray NR, Lewis CM, Hamilton SP, Weissman MM, Breen G, Byrne EM, Blackwood DH, Boomsma DI, Cichon S, Heath AC, Holsboer F, Lucae S, Madden PA, Martin NG, McGuffin P, Muglia P, Noethen MM, Penninx BP, Pergadia ML, Potash JB, Rietschel M, Lin D, Muller-Myhsok B, Shi J, Steinberg S, Grabe HJ, Lichtenstein P, Magnusson P, Perlis RH, Preisig M, Smoller JW, Stefansson K, Uher R, Kutalik Z, Tansey KE, Teumer A, Viktorin A, Barnes MR, Bettecken T, Binder EB, Breuer R, Castro VM, Churchill SE, Coryell WH, Craddock N, Craig IW, Czamara D, De Geus EJ, Degenhardt F, Farmer AE, Fava M, Frank J, Gainer VS, Gallagher PJ, Gordon SD, Goryachev S, Gross M, Guipponi M, Henders AK, Herms S, Hickie IB, Hoefels S, Hoogendijk W, Hottenga JJ, Iosifescu DV, Ising M, Jones I, Jones L, Jung-Ying T, Knowles JA, Kohane IS, Kohli MA, Korszun A, Landen M, Lawson WB, Lewis G, Macintyre D, Maier W, Mattheisen M, McGrath PJ, McIntosh A, McLean A, Middeldorp CM, Middleton L, Montgomery GM, Murphy SN, Nauck M, Nolen WA, Nyholt DR, O'Donovan M, Oskarsson H, Pedersen N, Scheftner WA, Schulz A, Schulze TG, Shyn SI, Sigurdsson E, Slager SL, Smit JH, Stefansson H, Steffens M, Thorgeirsson T, Tozzi F, Treutlein J, Uhr M, van den Oord EJ, Van Grootheest G, Volzke H, Weilburg JB, Willemsen G, Zitman FG, Neale B, Daly M, Levinson DF, Sullivan PF. 2013 A mega-analysis of genome-wide association studies for major depressive disorder. *Mol Psychiatry* 18(4):497–511. [PubMed: 22472876]

McEwen BS. 2016 In pursuit of resilience: stress, epigenetics, and brain plasticity. *Ann N Y Acad Sci* 1373(1):56–64. [PubMed: 26919273]

- McEwen BS, Bowles NP, Gray JD, Hill MN, Hunter RG, Karatsoreos IN, Nasca C. 2015 Mechanisms of stress in the brain. *Nat Neurosci* 18(10):1353–1363. [PubMed: 26404710]
- Menard C, Pfau ML, Hodes GE, Russo SJ. 2017 Immune and Neuroendocrine Mechanisms of Stress Vulnerability and Resilience. *Neuropsychopharmacology* 42(1):62–80. [PubMed: 27291462]
- Mota NP, Han S, Harpaz-Rotem I, Maruff P, Krystal JH, Southwick SM, Gelernter J, Pietrzak RH. 2018 Apolipoprotein E gene polymorphism, trauma burden, and posttraumatic stress symptoms in U.S. military veterans: Results from the National Health and Resilience in Veterans Study. *Depress Anxiety* 35(2):168–177. [PubMed: 29172227]
- Navrady LB, Adams MJ, Chan SWY, Major Depressive Disorder Working Group of the Psychiatric Genomics C, Ritchie SJ, McIntosh AM 2018 Genetic risk of major depressive disorder: the moderating and mediating effects of neuroticism and psychological resilience on clinical and self-reported depression. *Psychol Med* 48(11):1890–1899. [PubMed: 29183409]
- Nawabi H, Belin S, Cartoni R, Williams PR, Wang C, Latremoliere A, Wang X, Zhu J, Taub DG, Fu X, Yu B, Gu X, Woolf CJ, Liu JS, Gabel CV, Steen JA, He Z. 2015 Doublecortin-Like Kinases Promote Neuronal Survival and Induce Growth Cone Reformation via Distinct Mechanisms. *Neuron* 88(4):704–719. [PubMed: 26526391]
- Okbay A, Baselmans BM, De Neve JE, Turley P, Nivard MG, Fontana MA, Meddens SF, Linner RK, Rietveld CA, Derringer J, Gratten J, Lee JJ, Liu JZ, de Vlaming R, Ahluwalia TS, Buchwald J, Cavadino A, Frazier-Wood AC, Furlotte NA, Garfield V, Geisel MH, Gonzalez JR, Haitjema S, Karlsson R, van der Laan SW, Ladwig KH, Lahti J, van der Lee SJ, Lind PA, Liu T, Matteson L, Mihailov E, Miller MB, Minica CC, Nolte IM, Mook-Kanamori D, van der Most PJ, Oldmeadow C, Qian Y, Raitakari O, Rawal R, Realo A, Rueedi R, Schmidt B, Smith AV, Stergiakouli E, Tanaka T, Taylor K, Wedenoja J, Wellmann J, Westra HJ, Willems SM, Zhao W, LifeLines Cohort S, Amin N, Bakshi A, Boyle PA, Cherney S, Cox SR, Davies G, Davis OS, Ding J, Direk N, Eibich P, Emeny RT, Fatemifar G, Faul JD, Ferrucci L, Forstner A, Gieger C, Gupta R, Harris TB, Harris JM, Holliday EG, Hottenga JJ, De Jager PL, Kaakinen MA, Kajantie E, Karhunen V, Kolcic I, Kumari M, Launer LJ, Franke L, Li-Gao R, Koini M, Loukola A, Marques-Vidal P, Montgomery GW, Mosing MA, Paternoster L, Pattie A, Petrovic KE, Pulkki-Raback L, Quaye L, Raikonen K, Rudan I, Scott RJ, Smith JA, Sutin AR, Trzaskowski M, Vinkhuyzen AE, Yu L, Zabaneh D, Attia JR, Bennett DA, Berger K, Bertram L, Boomsma DI, Snieder H, Chang SC, Cucca F, Deary IJ, van Duijn CM, Eriksson JG, Bultmann U, de Geus EJ, Groenen PJ, Gudnason V, Hansen T, Hartman CA, Haworth CM, Hayward C, Heath AC, Hinds DA, Hypponen E, Iacono WG, Jarvelin MR, Jockel KH, Kaprio J, Kardia SL, Keltikangas-Jarvinen L, Kraft P, Kubzansky LD, Lehtimäki T, Magnusson PK, Martin NG, McGue M, Metspalu A, Mills M, de Mutsert R, Oldehinkel AJ, Pasterkamp G, Pedersen NL, Plomin R, Polasek O, Power C, Rich SS, Rosendaal FR, den Ruijter HM, Schlessinger D, Schmidt H, Svento R, Schmidt R, Alizadeh BZ, Sorensen TI, Spector TD, Steptoe A, Terracciano A, Thurik AR, Timpson NJ, Tiemeier H, Uitterlinden AG, Vollenweider P, Wagner GG, Weir DR, Yang J, Conley DC, Smith GD, Hofman A, Johannesson M, Laibson DI, Medland SE, Meyer MN, Pickrell JK, Esko T, Krueger RF, Beauchamp JP, Koellinger PD, Benjamin DJ, Bartels M, Cesarini D. 2016 Genetic variants associated with subjective well-being, depressive symptoms, and neuroticism identified through genome-wide analyses. *Nat Genet* 48(6): 624–633. [PubMed: 27089181]
- Ong AD, Bergeman CS, Bisconti TL, Wallace KA. 2006 Psychological resilience, positive emotions, and successful adaptation to stress in later life. *J Pers Soc Psychol* 91(4):730–749. [PubMed: 17014296]
- Otowa T, Hek K, Lee M, Byrne EM, Mirza SS, Nivard MG, Bigdeli T, Aggen SH, Adkins D, Wolen A, Fanous A, Keller MC, Castelao E, Kutalik Z, Van der Auwera S, Homuth G, Nauck M, Teumer A, Milaneschi Y, Hottenga JJ, Direk N, Hofman A, Uitterlinden A, Mulder CL, Henders AK, Medland SE, Gordon S, Heath AC, Madden PA, Pergadia ML, van der Most PJ, Nolte IM, van Oort FV, Hartman CA, Oldehinkel AJ, Preisig M, Grabe HJ, Middeldorp CM, Penninx BW, Boomsma D, Martin NG, Montgomery G, Maher BS, van den Oord EJ, Wray NR, Tiemeier H, Hettema JM. 2016 Meta-analysis of genome-wide association studies of anxiety disorders. *Mol Psychiatry* 21(10):1391–1399. [PubMed: 26754954]
- Pfau ML, Russo SJ. 2015 Peripheral and Central Mechanisms of Stress Resilience. *Neurobiol Stress* 1:66–79. [PubMed: 25506605]

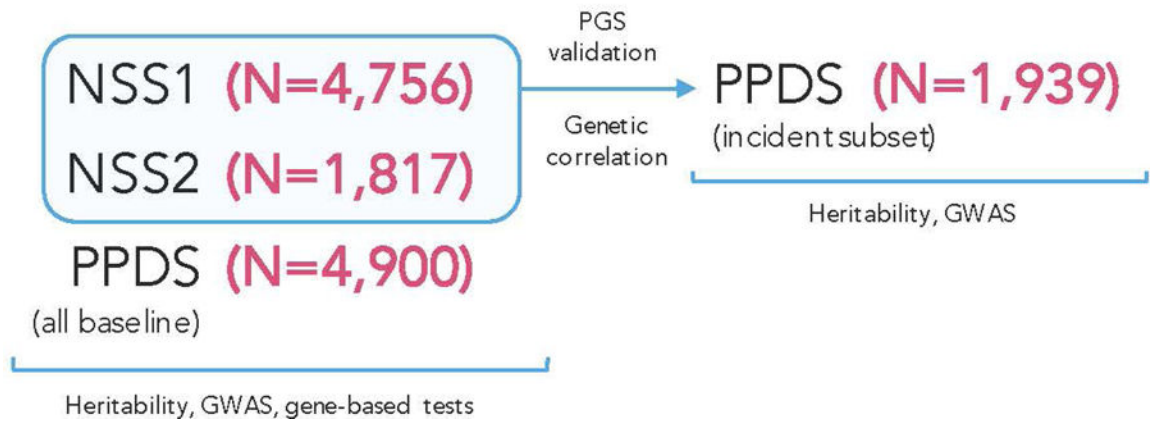


- Pietrzak RH, Feder A, Singh R, Schechter CB, Bromet EJ, Katz CL, Reissman DB, Ozbay F, Sharma V, Crane M, Harrison D, Herbert R, Levin SM, Luft BJ, Moline JM, Stellman JM, Udasin IG, Landrigan PJ, Southwick SM. 2014 Trajectories of PTSD risk and resilience in World Trade Center responders: an 8-year prospective cohort study. *Psychol Med* 44(1):205–219. [PubMed: 23551932]
- Purcell S, Neale B, Todd-Brown K, Thomas L, Ferreira MA, Bender D, Maller J, Sklar P, de Bakker PI, Daly MJ, Sham PC. 2007 PLINK: a tool set for whole-genome association and population-based linkage analyses. *American journal of human genetics* 81(3):559–575. [PubMed: 17701901]
- Rietveld CA, Cesarini D, Benjamin DJ, Koellinger PD, De Neve JE, Tiemeier H, Johannesson M, Magnusson PK, Pedersen NL, Krueger RF, Bartels M. 2013 Molecular genetics and subjective well-being. *Proc Natl Acad Sci U S A* 110(24):9692–9697. [PubMed: 23708117]
- Rosellini AJ, Stein MB, Benedek DM, Bliese PD, Chiu WT, Hwang I, Monahan J, Nock MK, Sampson NA, Street AE, Zaslavsky AM, Ursano RJ, Kessler RC. 2018 Predeployment predictors of psychiatric disorder-symptoms and interpersonal violence during combat deployment. *Depress Anxiety* 35(11):1073–1080. [PubMed: 30102442]
- Schwartz MLB, Williams MS, Murray MF. 2017 Adding Protective Genetic Variants to Clinical Reporting of Genomic Screening Results: Restoring Balance. *JAMA* 317(15):1527–1528. [PubMed: 28288260]
- Shin E, Kashiwagi Y, Kuriu T, Iwasaki H, Tanaka T, Koizumi H, Gleeson JG, Okabe S. 2013 Doublecortin-like kinase enhances dendritic remodelling and negatively regulates synapse maturation. *Nat Commun* 4:1440. [PubMed: 23385585]
- Smoller JW, Andreassen OA, Edenberg HJ, Faraone SV, Glatt SJ, Kendler KS. 2019 Psychiatric genetics and the structure of psychopathology. *Mol Psychiatry* 24(3):409–420. [PubMed: 29317742]
- Sniekers S, Stringer S, Watanabe K, Jansen PR, Coleman JRI, Krapohl E, Taskesen E, Hammerschlag AR, Okbay A, Zabaneh D, Amin N, Breen G, Cesarini D, Chabris CF, Iacono WG, Ikram MA, Johannesson M, Koellinger P, Lee JJ, Magnusson PKE, McGue M, Miller MB, Ollier WER, Payton A, Pendleton N, Plomin R, Rietveld CA, Tiemeier H, van Duijn CM, Posthuma D. 2017 Genome-wide association meta-analysis of 78,308 individuals identifies new loci and genes influencing human intelligence. *Nat Genet* 49(7):1107–1112. [PubMed: 28530673]
- Southwick SM, Charney DS. 2012 The science of resilience: implications for the prevention and treatment of depression. *Science* 338(6103):79–82. [PubMed: 23042887]
- Stein MB, Campbell-Sills L, Gelernter J. 2009 Genetic variation in 5HTTLPR is associated with emotional resilience. *Am J Med Genet B Neuropsychiatr Genet* 150B(7):900–906. [PubMed: 19152387]
- Stein MB, Chen CY, Ursano RJ, Cai T, Gelernter J, Heeringa SG, Jain S, Jensen KP, Maihofer AX, Mitchell C, Nievergelt CM, Nock MK, Neale BM, Polimanti R, Ripke S, Sun X, Thomas ML, Wang Q, Ware EB, Borja S, Kessler RC, Smoller JW, Army Study to Assess R, Resilience in Servicemembers C. 2016 Genome-wide Association Studies of Posttraumatic Stress Disorder in 2 Cohorts of US Army Soldiers. *JAMA Psychiatry* 73(7):695–704. [PubMed: 27167565]
- Stein MB, Kessler RC, Heeringa SG, Jain S, Campbell-Sills L, Colpe LJ, Fullerton CS, Nock MK, Sampson NA, Schoenbaum M, Sun X, Thomas ML, Ursano RJ, Army Sc. 2015 Prospective Longitudinal Evaluation of the Effect of Deployment-Acquired Traumatic Brain Injury on Posttraumatic Stress and Related Disorders: Results From the Army Study to Assess Risk and Resilience in Servicemembers (Army STARRS). *Am J Psychiatry* 172(11):1101–1111. [PubMed: 26337036]
- Stein MB, Smoller JW. 2018 Precision Psychiatry-Will Genomic Medicine Lead the Way? *JAMA Psychiatry* 75(7):663–664. [PubMed: 29800947]
- ter Heegde F, De Rijk RH, Vinkers CH. 2015 The brain mineralocorticoid receptor and stress resilience. *Psychoneuroendocrinology* 52:92–110. [PubMed: 25459896]
- Uhlen M, Fagerberg L, Hallstrom BM, Lindskog C, Oksvold P, Mardinoglu A, Sivertsson A, Kampf C, Sjostedt E, Asplund A, Olsson I, Edlund K, Lundberg E, Navani S, Szgyarto CA, Odeberg J, Djureinovic D, Takanen JO, Hober S, Alm T, Edqvist PH, Berling H, Tegel H, Mulder J, Rockberg J, Nilsson P, Schwenk JM, Hamsten M, von Feilitzen K, Forsberg M, Persson L, Johansson F,

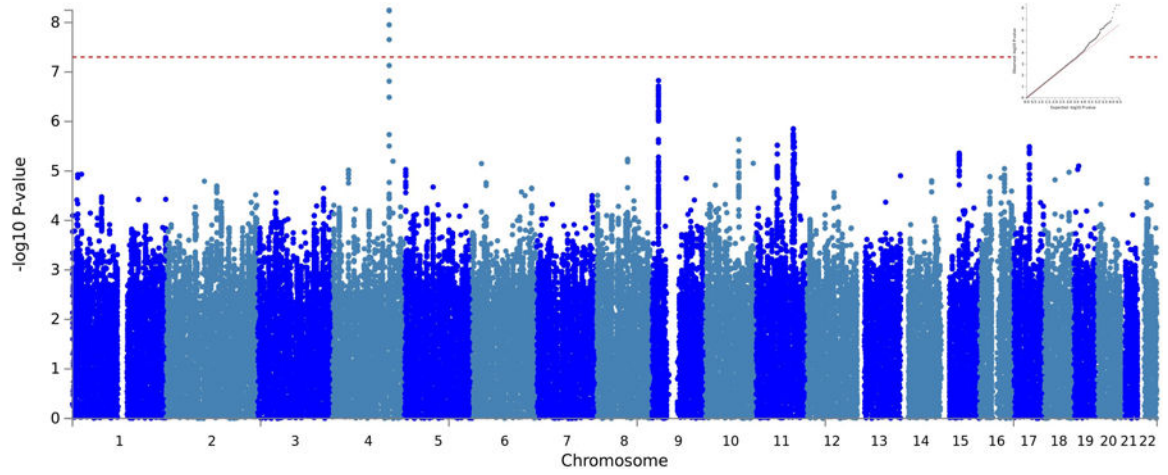
- Zwahlen M, von Heijne G, Nielsen J, Ponten F. 2015 Proteomics. Tissue-based map of the human proteome. *Science* 347(6220):1260419.
- Ursano RJ, Colpe LJ, Heeringa SG, Kessler RC, Schoenbaum M, Stein MB, Army Sc. 2014 The Army study to assess risk and resilience in servicemembers (Army STARRS). *Psychiatry* 77(2):107–119. [PubMed: 24865195]
- Waaktaar T, Torgersen S. 2012 Genetic and environmental causes of variation in trait resilience in young people. *Behav Genet* 42(3):366–377. [PubMed: 22101958]
- Watanabe K, Taskesen E, van Bochoven A, Posthuma D. 2017 Functional mapping and annotation of genetic associations with FUMA. *Nat Commun* 8(1):1826. [PubMed: 29184056]
- Wingo AP, Almlil LM, Stevens JS, Jovanovic T, Wingo TS, Tharp G, Li Y, Lori A, Briscione M, Jin P, Binder EB, Bradley B, Gibson G, Ressler KJ. 2017 Genome-wide association study of positive emotion identifies a genetic variant and a role for microRNAs. *Mol Psychiatry* 22(5):774–783. [PubMed: 27595594]
- Wolf EJ, Miller MW, Sullivan DR, Amstadter AB, Mitchell KS, Goldberg J, Magruder KM. 2018 A classical twin study of PTSD symptoms and resilience: Evidence for a single spectrum of vulnerability to traumatic stress. *Depress Anxiety* 35(2):132–139. [PubMed: 29283198]
- Yang J, Lee SH, Goddard ME, Visscher PM. 2011 GCTA: a tool for genome-wide complex trait analysis. *American journal of human genetics* 88(1):76–82. [PubMed: 21167468]
- Yung G, Lin X. 2016 Validity of using ad hoc methods to analyze secondary traits in case-control association studies. *Genet Epidemiol* 40(8):732–743. [PubMed: 27670932]
- Zautra AJ, Johnson LM, Davis MC. 2005 Positive affect as a source of resilience for women in chronic pain. *J Consult Clin Psychol* 73(2):212–220. [PubMed: 15796628]
- Zheng J, Erzurumluoglu AM, Elsworth BL, Kemp JP, Howe L, Haycock PC, Hemani G, Tansey K, Laurin C, Early G, Lifecourse Epidemiology Eczema C, Pourcain BS, Warrington NM, Finucane HK, Price AL, Bulik-Sullivan BK, Anttila V, Paternoster L, Gaunt TR, Evans DM, Neale BM. 2017 LD Hub: a centralized database and web interface to perform LD score regression that maximizes the potential of summary level GWAS data for SNP heritability and genetic correlation analysis. *Bioinformatics* 33(2):272–279. [PubMed: 27663502]

## Self-assessed

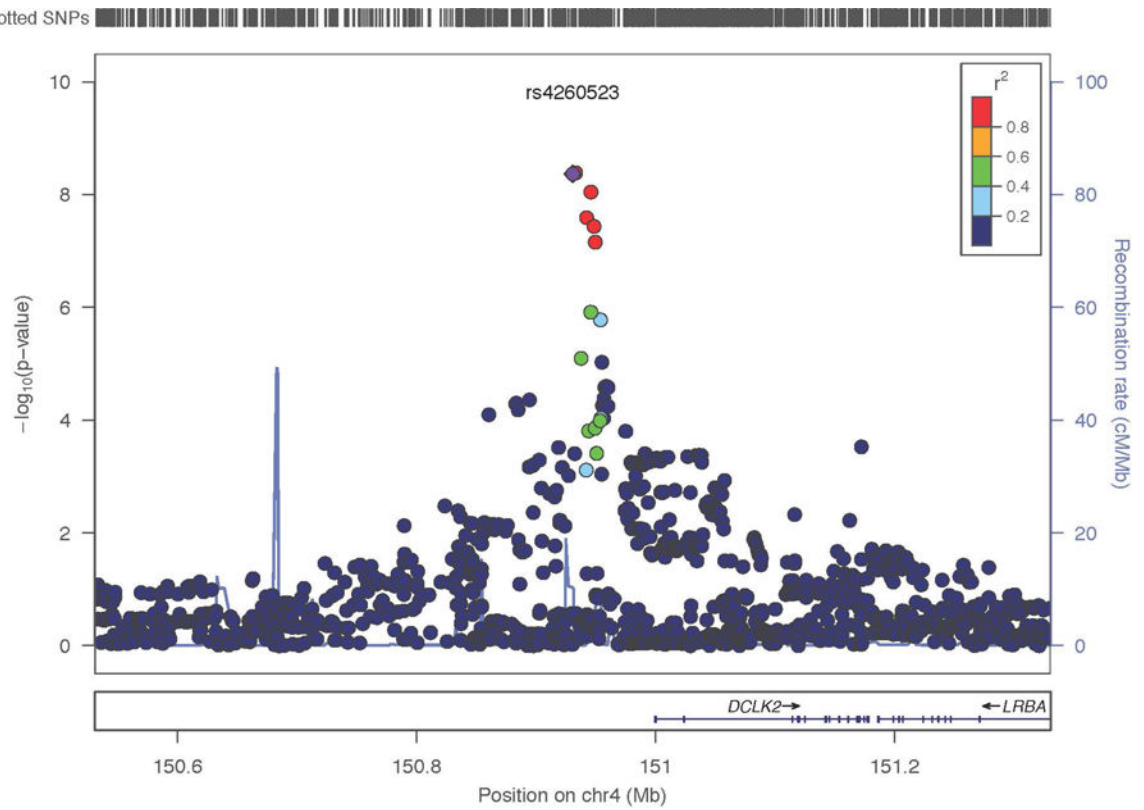
## Outcome-based



**Figure 1.**  
Cohorts Used for Analysis of Self-assessed and Outcome-based Resilience.



**Figure 2.**  
Manhattan plot of NSS1, NSS2, and PPDS Self-Assessed Resilience Genome-Wide Association Study (GWAS) in Soldiers of European (EUR) Ancestry



**Figure 3.** Locus-zoom plot showing region on Chr 4 containing the genome-wide significant markers in the NSS1, NSS2, and PPDS Self-Assessed Resilience EUR GWAS

**Table 1.**

Study participants with self-assessed resilience scores, and sex and age distributions in the samples

<b>Self-Assessed Resilience</b>									
<b>Study</b>	<b>Ancestry</b>	<b>N</b>	<b>Mean</b>	<b>SD</b>	<b>Min</b>	<b>Q1</b>	<b>Median</b>	<b>Q3</b>	<b>Max</b>
NSS1	EUR	4756	13.57	4.31	0	10	14	17	20
NSS2	EUR	1817	13.41	4.47	0	10	14	17	20
PPDS	EUR	4900	14.75	4.23	0	12	15	18	20

<b>Sociodemographic Characteristics</b>			
	<b>NSS1</b>	<b>NSS2</b>	<b>PPDS</b>
Sex (% Male)	81.4%	77.8%	92.8%
Age Year (Mean [SD])	21.0 (3.3)	20.3 (3.2)	25.9 (5.9)
Marital Status (% Ever Married)	12.0%	9.1%	54.0%
Education (% >= High School)	88.7%	90.7%	92.8%