

UC Irvine

UC Irvine Previously Published Works

Title

Observation of four-top-quark production in the multilepton final state with the ATLAS detector

Permalink

<https://escholarship.org/uc/item/9bd2c277>

Journal

European Physical Journal C, 83(6)

ISSN

1434-6044

Authors

Aad, G

Abbott, B

Abeling, K

et al.

Publication Date

2023

DOI

10.1140/epjc/s10052-023-11573-0

Copyright Information

This work is made available under the terms of a Creative Commons Attribution License, available at <https://creativecommons.org/licenses/by/4.0/>

Peer reviewed



Observation of four-top-quark production in the multilepton final state with the ATLAS detector

ATLAS Collaboration*

CERN, 1211 Geneva 23, Switzerland

Received: 29 March 2023 / Accepted: 2 May 2023 / Published online: 12 June 2023
© CERN for the benefit of the ATLAS collaboration 2023

Abstract This paper presents the observation of four-top-quark ($t\bar{t}t\bar{t}$) production in proton-proton collisions at the LHC. The analysis is performed using an integrated luminosity of 140 fb^{-1} at a centre-of-mass energy of 13 TeV collected using the ATLAS detector. Events containing two leptons with the same electric charge or at least three leptons (electrons or muons) are selected. Event kinematics are used to separate signal from background through a multivariate discriminant, and dedicated control regions are used to constrain the dominant backgrounds. The observed (expected) significance of the measured $t\bar{t}t\bar{t}$ signal with respect to the standard model (SM) background-only hypothesis is 6.1 (4.3) standard deviations. The $t\bar{t}t\bar{t}$ production cross section is measured to be $22.5_{-5.5}^{+6.6}\text{ fb}$, consistent with the SM prediction of $12.0 \pm 2.4\text{ fb}$ within 1.8 standard deviations. Data are also used to set limits on the three-top-quark production cross section, being an irreducible background not measured previously, and to constrain the top-Higgs Yukawa coupling and effective field theory operator coefficients that affect $t\bar{t}t\bar{t}$ production.

Contents

1	Introduction	1
2	The ATLAS detector	2
3	Data and Monte Carlo simulation samples	3
4	Objects and event selection	5
5	Data-driven background estimation	6
5.1	Estimation of the $t\bar{t}W$ background	6
5.2	Fake/non-prompt lepton background	7
5.3	Charge mis-assignment background	9
6	Signal extraction and cross section measurement	9
7	Systematic uncertainties	11
7.1	Experimental uncertainties	11
7.2	Signal modelling uncertainties	11
7.3	Uncertainties in irreducible backgrounds	12
7.4	Uncertainties in reducible backgrounds	12

8	Result for the $t\bar{t}t\bar{t}$ cross section measurement	12
9	Interpretations	16
9.1	Limits on the top-quark Yukawa coupling	16
9.2	Limits on EFT operators and the Higgs oblique parameter	16
10	Conclusion	17
	References	18

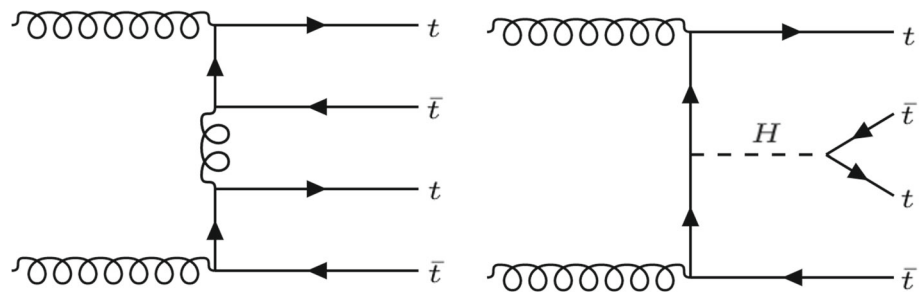
1 Introduction

The top quark is the heaviest elementary particle in the Standard Model (SM) and has a strong connection to the SM Higgs boson as well as potentially new particles in various theories beyond the SM (BSM). It is therefore relevant to study rare processes involving the top quark, such as the production of four top quarks ($t\bar{t}t\bar{t}$), which is predicted by the SM but has not been observed yet. The $t\bar{t}t\bar{t}$ cross section could be enhanced in many BSM models, including gluino pair production in supersymmetric theories [1,2], scalar-gluon pair production [3,4], the associated production of a heavy scalar or pseudoscalar boson with a top-quark pair in two-Higgs-doublet models [5–7], or in top-quark-compositeness models [8]. Additionally, the $t\bar{t}t\bar{t}$ cross section is sensitive to the strength of the top-quark Yukawa coupling, and its charge conjugation and parity (CP) properties [9,10]. It is also sensitive to various four-fermion interactions [11–14] and the Higgs oblique parameter [15] in the context of an effective field theory (EFT) framework.

Within the SM, the predicted cross section of $t\bar{t}t\bar{t}$ production in proton-proton (pp) collisions at a centre-of-mass energy $\sqrt{s} = 13\text{ TeV}$ is $\sigma_{t\bar{t}t\bar{t}} = 12.0\text{ fb}$ at next-to-leading order (NLO) in QCD including electroweak corrections, with a relative scale uncertainty of $\pm 20\%$ [16–18]. This prediction is used as a reference throughout this paper, as for the previous publications [19,20]. Including threshold resummation at next-to-leading logarithmic accuracy increases the total production cross section by approximately 12% and reduces the scale uncertainty significantly, leading to $\sigma_{t\bar{t}t\bar{t}} = 13.4_{-1.8}^{+1.0}\text{ fb}$

* e-mail: atlas.publications@cern.ch

Fig. 1 Illustrative tree-level Feynman diagrams for the SM $t\bar{t}t\bar{t}$ signal. The mediator connecting two top quarks can be a gluon, a neutral electroweak gauge boson (γ or Z), or a Higgs boson



[21]. Illustrative Feynman diagrams for SM $t\bar{t}t\bar{t}$ production are shown in Fig. 1. Other rare multi-top-quark production processes which haven't been observed yet, such as three-top-quark production ($t\bar{t}t$),¹ are expected to have cross sections of $O(1 \text{ fb})$ in the SM, an order of magnitude smaller than $t\bar{t}t\bar{t}$ production. They can also be sensitive to BSM effects.

The $t\bar{t}t\bar{t}$ process results in various final states depending on the top quark decays. These final states are classified based on the number of electrons or muons produced in the semileptonic top quark decays, including those originating from subsequent τ leptonic decays. This paper focuses on two types of events: those with exactly two same-charge isolated leptons (2LSS) and those with at least three isolated leptons (3L). In the SM, 7% and 5% of the produced four top-quark events result in 2LSS and 3L final states, respectively. While these channels, referred to as 2LSS/3L, are relatively rare final states, they are advantageous due to low levels of background. The $t\bar{t}t\bar{t}$ topology is also characterised by a high light-jet and b -jet multiplicity and a large rest mass of the event, amounting to about 700 GeV.

The ATLAS and CMS experiments have reported evidence for $t\bar{t}t\bar{t}$ production in 13 TeV pp collisions at the LHC. The latest ATLAS result combines two analyses using 139 fb^{-1} at $\sqrt{s} = 13 \text{ TeV}$: one in the 2LSS/3L channel [19] and the other in the channel comprising events with one lepton or two leptons with opposite electric charge. This combination results in a measured cross-section of 24_{-6}^{+7} fb , corresponding to an observed (expected) signal significance of 4.7 (2.6) standard deviations over the background-only predictions [20]. The latest CMS result is from a combination of several measurements using 138 fb^{-1} at $\sqrt{s} = 13 \text{ TeV}$, in the channels with zero, one and two electrons or muons with opposite-sign electric charges and the 2LSS/3L channel, yielding an observed (expected) significance of 4.0 (3.2) standard deviations [22]. The $t\bar{t}t\bar{t}$ cross section measured by the CMS collaboration is $17 \pm 5 \text{ fb}$.

This paper presents a re-analysis of the 140 fb^{-1} data set at $\sqrt{s} = 13 \text{ TeV}$ in the 2LSS/3L channel with the ATLAS detector and supersedes the result of Ref. [19]. Compared to the previous result that showed evidence for $t\bar{t}t\bar{t}$ production [19], this new measurement brings several improve-

ments: an optimised selection with lower cuts on the leptons' and jets' transverse momenta; improved b -jet identification; a new data-driven estimation of the $t\bar{t}W$ +jets background, one of the main backgrounds in this channel; a revised set of systematic uncertainties; an improved treatment of the $t\bar{t}t\bar{t}$ background and a more powerful multivariate discriminant to separate the signal from background. This paper also presents limits under several BSM scenarios, such as limits on the three-top-quark production cross section, on the top-Higgs Yukawa coupling, and on EFT operators corresponding to heavy-flavour four-fermion interactions and the Higgs oblique parameter.

2 The ATLAS detector

The ATLAS detector [23] at the LHC covers nearly the entire solid angle around the collision point.² It consists of an inner tracking detector surrounded by a thin superconducting solenoid, electromagnetic and hadron calorimeters, and a muon spectrometer incorporating three large superconducting air-core toroidal magnets.

The inner-detector system (ID) is immersed in a 2 T axial magnetic field and provides charged-particle tracking in the range $|\eta| < 2.5$. The high-granularity silicon pixel detector covers the vertex region and typically provides four measurements per track, the first hit normally being in the insertable B-layer (IBL) installed before Run 2 [24, 25]. It is followed by the silicon microstrip tracker (SCT), which usually provides eight measurements per track. These silicon detectors are complemented by the transition radiation tracker (TRT), which enables radially extended track reconstruction up to $|\eta| = 2.0$. The TRT also provides electron identification information based on the fraction of hits (typically 30 in total) above a higher energy-deposit threshold corresponding to transition radiation.

¹ In the following, $t\bar{t}t$ is used to denote both $t\bar{t}t$ and its charge conjugate, $t\bar{t}t$. Similar notation is used for other processes, as appropriate.

² ATLAS uses a right-handed coordinate system with its origin at the nominal interaction point (IP) in the centre of the detector and the z -axis along the beam pipe. The x -axis points from the IP to the centre of the LHC ring, and the y -axis points upwards. Cylindrical coordinates (r, ϕ) are used in the transverse plane, ϕ being the azimuthal angle around the z -axis. The pseudorapidity is defined in terms of the polar angle θ as $\eta = -\ln \tan(\theta/2)$. Angular distance is measured in units of $\Delta R \equiv \sqrt{(\Delta\eta)^2 + (\Delta\phi)^2}$.

The calorimeter system covers the pseudorapidity range $|\eta| < 4.9$. Within the region $|\eta| < 3.2$, electromagnetic calorimetry is provided by barrel and endcap high-granularity lead/liquid-argon (LAr) calorimeters, with an additional thin LAr presampler covering $|\eta| < 1.8$ to correct for energy loss in material upstream of the calorimeters. Hadron calorimetry is provided by the steel/scintillator-tile calorimeter, segmented into three barrel structures within $|\eta| < 1.7$, and two copper/LAr hadron endcap calorimeters. The solid angle coverage is completed with forward copper/LAr and tungsten/LAr calorimeter modules optimised for electromagnetic and hadronic energy measurements respectively.

The muon spectrometer (MS) comprises separate trigger and high-precision tracking chambers measuring the deflection of muons in a magnetic field generated by the superconducting air-core toroidal magnets. The field integral of the toroids ranges between 2.0 and 6.0 Tm across most of the detector. Three layers of precision chambers, each consisting of layers of monitored drift tubes, covers the region $|\eta| < 2.7$, complemented by cathode-strip chambers in the forward region, where the background is highest. The muon trigger system covers the range $|\eta| < 2.4$ with resistive-plate chambers in the barrel, and thin-gap chambers in the endcap regions.

Interesting events are selected by the first-level trigger system implemented in custom hardware, followed by selections made by algorithms implemented in software in the high-level trigger [26]. The first-level trigger accepts events from the 40 MHz bunch crossings at a rate below 100 kHz, which the high-level trigger further reduces in order to record events to disk at about 1 kHz.

An extensive software suite [27] is used in data simulation, in the reconstruction and analysis of real and simulated data, in detector operations, and in the trigger and data acquisition systems of the experiment.

3 Data and Monte Carlo simulation samples

This analysis was performed using the pp collision data collected by the ATLAS detector between 2015 and 2018 at $\sqrt{s} = 13$ TeV. After the application of data-quality requirements [28], the data set corresponds to an integrated luminosity of 140 fb^{-1} .

Samples of simulated, or Monte Carlo (MC), events were produced to model the different signal and background processes. Additional samples were produced to estimate the modelling uncertainties for each process. The configurations used to produce the samples are summarised in Table 1. The effects of the additional pp collisions in the same or a nearby bunch crossing (pile-up) were modelled by overlaying minimum bias events simulated using PYTHIA8.186

[29] with the A3 set of tuned parameters (tune) [30] on events from hard-scatter processes. The MC events were weighted to reproduce the distribution of the average number of interactions per bunch crossing observed in the data. All samples generated with POWHEGBOX [31–34] and MADGRAPH5_AMC@NLO [35] were interfaced to PYTHIA8 to simulate the parton shower, fragmentation, and underlying event with the A14 tune [36] and the NNPDF2.3LO distribution function (PDF) set. Samples using PYTHIA8 and HERWIG7 have heavy-flavour hadron decays modelled by EvtGen v1.2.0 or EvtGen v1.6.0 [37]. All samples include leading-logarithm photon emission, either modelled by the parton shower generator or by PHOTOS [38]. The masses of the top quark, m_{top} , and of the SM Higgs boson, m_H , are set to 172.5 GeV and 125 GeV, respectively. The signal and background samples were processed through the simulation of the ATLAS detector geometry and response using GEANT4 [39], and then reconstructed using the same software as for collider data. Some of the alternative samples used to evaluate systematic uncertainties were instead processed through a fast detector simulation making use of parameterised showers in the calorimeters [40].

The nominal sample used to model the SM $t\bar{t}t\bar{t}$ signal was generated using the MADGRAPH5_AMC@NLOv2.6.2 [45] generator, which provides matrix elements at NLO in QCD. The renormalisation (μ_R) and factorisation (μ_F) scales are set to $\mu_R = \mu_F = m_T/4$, where m_T is the scalar sum of the transverse masses $\sqrt{p_T^2 + m^2}$ of the particles generated from the matrix element calculation, following Ref. [16]. An alternative $t\bar{t}t\bar{t}$ sample generated with the same MADGRAPH5_AMC@NLO set-up, but interfaced to HERWIG7.04 [46,47] with the H7UE tune [47], is used to evaluate uncertainties due to the choice of parton shower and hadronisation model. Another $t\bar{t}t\bar{t}$ sample was produced at NLO using the SHERPA 2.2.11 [48] generator to account for the modelling uncertainty from an alternative generator choice. The scales for this sample are set to $\mu_R = \mu_F = \hat{H}_T/2$, where \hat{H}_T is defined as the scalar sum of the transverse momenta of all final state particles. To mitigate the effect of the large fraction of events with negative weights present in the nominal sample that would be detrimental to the training of the multivariate discriminant used to separate signal from background, an additional sample with settings similar to the nominal ones was generated using leading order (LO) matrix elements (MEs). The $t\bar{t}t\bar{t}$ MC samples with different BSM effects such as non-SM top Yukawa coupling and various EFT operators, including the four-fermion and the Higgs oblique operators, were generated at LO with MADGRAPH5. They are referred to as “ $t\bar{t}t\bar{t} \kappa_i$ ” and “ $t\bar{t}t\bar{t}$ EFT” in Table 1. Dedicated UFO models implemented in MADGRAPH5 with FeynRules [49,50] are used to simulate these BSM effects. The alternative Yukawa coupling scenarios were simulated

Table 1 Summary of the generation setups used for the signal and background simulation. The samples used to estimate the systematic uncertainties are indicated in parentheses. V refers to production of an electroweak boson (W or Z/γ^*). The matrix element (ME) order refers to the order in QCD of the perturbative calculation. The parton

distribution function (PDF) used for the ME is shown in the table. Tune refers to the underlying-event tune of the parton shower (PS) generator. MEPS@NLO and FxFx refer to the methods used to match the ME to the PS in SHERPA [41–44] and in MADGRAPH5_AMC@NLO [35], respectively

Process	Generator	ME order	PDF	Parton shower	Tune
$t\bar{t}\bar{t}$	MADGRAPH5_AMC@NLO	NLO	NNPDF3.1NLO	PYTHIA8	A14
	(MADGRAPH5_AMC@NLO)	(NLO)	(MMHT2014 LO)	(HERWIG7)	(H7UE)
	(SHERPA 2.2.11)	(NLO)	(NNPDF3.0NNLO)	(SHERPA)	(SHERPA)
	(MADGRAPH5)	(LO)	(MMHT2014 LO)	(PYTHIA8)	(A14)
$t\bar{t}\bar{t} \kappa_t$	MADGRAPH5	LO	MMHT2014 LO	PYTHIA8	A14
$t\bar{t}\bar{t}$ EFT	MADGRAPH5	LO	MMHT2014 LO	PYTHIA8	A14
$t\bar{t}$	MADGRAPH5	LO	NNPDF2.3LO	PYTHIA8	A14
$t\bar{t}W$	SHERPA 2.2.10	MEPS@NLO	NNPDF3.0NNLO	SHERPA	SHERPA
	(MADGRAPH5_AMC@NLO)	(FxFx)	(NNPDF2.3LO)	(PYTHIA8)	(A14)
$t\bar{t}W$ EW	SHERPA 2.2.10	LO	NNPDF3.0NNLO	SHERPA	SHERPA
	(MADGRAPH5)	(LO)	(NNPDF2.3LO)	(PYTHIA8)	(A14)
$t\bar{t}Z/\gamma^*$	MADGRAPH5_AMC@NLO	NLO	NNPDF3.0NLO	PYTHIA8	A14
	(SHERPA 2.2.11)	(MEPS@NLO)	(NNPDF3.0NNLO)	(SHERPA)	(SHERPA)
$t\bar{t}H$	POWHEGBOX	NLO	NNPDF3.0NLO	PYTHIA8	A14
	(POWHEGBOX)	(NLO)	(NNPDF3.0NLO)	(HERWIG7)	(H7UE)
	(MADGRAPH5_AMC@NLO)	(NLO)	(NNPDF3.0NLO)	(PYTHIA8)	(A14)
$t\bar{t}$	POWHEGBOX	NLO	NNPDF3.0NLO	PYTHIA8	A14
Single-top	POWHEGBOX	NLO	NNPDF3.0NLO	PYTHIA8	A14
tWZ	MADGRAPH5_AMC@NLO	NLO	NNPDF3.0NLO	PYTHIA8	A14
tZq	MADGRAPH5	LO	NNPDF2.3LO	PYTHIA8	A14
$t\bar{t}VV$	MADGRAPH5	LO	NNPDF2.3LO	PYTHIA8	A14
V	SHERPA 2.2.1	MEPS@NLO	NNPDF3.0NNLO	SHERPA	SHERPA
VV, VVV	SHERPA 2.2.2	MEPS@NLO	NNPDF3.0NNLO	SHERPA	SHERPA
VH	PYTHIA8	LO	NNPDF2.3LO	PYTHIA8	A14

using the Higgs characterisation model [51]. The effects of the four-fermion and Higgs oblique operators are simulated using the SMEFT@NLO model [52] and the dedicated UFO model from Ref. [15], respectively.

The $t\bar{t}W$ process was simulated using the SHERPA 2.2.10 [48,53] generator. The MEs were calculated for up to one additional parton at NLO and up to two partons at LO using COMIX [42] and OPENLOOPS [41], and merged with the SHERPA parton shower [43] using the MEPS@NLO prescription [44] with a merging scale of 30 GeV. The choice of scales is $\mu_R = \mu_F = m_T/2$. In addition to the nominal prediction at NLO in QCD, higher-order corrections related to electroweak (EW) contributions are also included. Event-by-event correction factors are applied that provide virtual NLO EW corrections to $O(\alpha^2\alpha_s^2)$ and LO corrections to $O(\alpha^3)$ [48,54,55]. An independent SHERPA 2.2.10 sample was produced at LO to account for the sub-leading EW corrections to $O(\alpha^3\alpha_s)$ [16]. The NLO QCD and NLO EW contributions from SHERPA are combined following the

method of Ref. [56]. The $t\bar{t}W$ samples are normalised using a cross section of 722 fb computed at NLO including the hard non-logarithmically enhanced radiation at NLO in QCD [56]. This normalisation is used to determine the contribution of the $t\bar{t}W$ +jets background before additional data-driven corrections are derived. The impact of the systematic uncertainty associated with the choice of generator is evaluated using an alternative $t\bar{t}W$ sample generated with up to one additional parton in the final state at NLO accuracy in QCD using MADGRAPH5_AMC@NLO. In this sample, the different jet multiplicities were merged using the FxFx NLO matrix-element and parton-shower merging prescription [35] with a merging scale of 30 GeV. A separate MADGRAPH5 $t\bar{t}W$ +jets sample including only the sub-leading EW corrections to $O(\alpha^3\alpha_s)$ is also included.

The $t\bar{t}Z/\gamma^*$ sample was generated at NLO, including off-shell Z contributions with $m(\ell^+\ell^-) > 1$ GeV and is normalised to the calculation of Ref. [57], extrapolated to take into account off-shell effects down to $m(\ell^+\ell^-) =$

1 GeV. The $t\bar{t}H$ process was generated at NLO QCD using the five-flavour scheme with the h_{damp} parameter³ set to $0.75 \times (2m_{\text{top}} + m_H)$. It is normalised to the cross section computed at NLO QCD plus NLO EW [57, 58]. The production of $t\bar{t}$ and single-top-quark events were modelled at NLO QCD using POWHEGBOX. For the $t\bar{t}$ sample, the h_{damp} parameter is set to $1.5 m_{\text{top}}$ [59]. The $t\bar{t}$ and single-top-quark simulated samples are normalised to the cross sections calculated at next-to-next-to-leading order (NNLO) QCD including the resummation of next-to-next-to-leading logarithmic (NNLL) soft-gluon terms [60–63]. The overlap between the $t\bar{t}$ and the single top tW final states is removed using the diagram-removal scheme [64]. The $t\bar{t}$ sample was generated at LO QCD using the five-flavour scheme, and includes $t\bar{t}W$ and $t\bar{t}q$ processes. The $t\bar{t}W$ and $t\bar{t}q$ samples are normalised to a cross section of 1.02 fb and 0.65 fb, respectively, computed at NLO using MADGRAPH5_AMC@NLO, with a central scale choice of $\hat{H}_T/2$ and the NNPDF23 PDF set. Rare and small background contributions including tWZ , tZq , $t\bar{t}VV$, $t\bar{t}HH$, $t\bar{t}WH$, V , VV , VVV and VH are normalised using their NLO theoretical cross sections.

4 Objects and event selection

Events were selected using single-lepton or dilepton triggers with variable electron and muon transverse momentum (p_T) thresholds, and various identification and isolation criteria depending on the lepton flavour and the data-taking period [65–68]. Events are required to have at least one vertex with at least two associated ID tracks with $p_T > 0.5$ GeV. In each event, the primary vertex is defined as the reconstructed vertex having the highest scalar sum of squared p_T of associated tracks [69] and is consistent with the average beam-spot position.

Electron candidates are reconstructed from energy deposits in the EM calorimeter associated with ID tracks [70] and are required to consist of a calorimeter energy cluster with a pseudorapidity of $|\eta_{\text{cluster}}| < 2.47$, excluding candidates in the transition region between the barrel and the endcap calorimeters ($|\eta_{\text{cluster}}| \notin [1.37, 1.52]$). Electrons are required to meet the ‘tight’ likelihood-based identification criterion [70]. Muon candidates are reconstructed by combining tracks in the ID with tracks in the muon spectrometer [71]. They are required to have $|\eta| < 2.5$ and meet the ‘medium’ cut-based identification criterion.

³ The h_{damp} parameter controls the transverse momentum p_T of the first additional emission beyond the leading-order Feynman diagram in the parton shower and therefore regulates the high- p_T emission against which the $t\bar{t}$ system recoils.

The electron and muon candidates are required to have $p_T > 15$ GeV and meet the tight working point of the prompt-lepton isolation discriminant [72], trained to separate prompt and non-prompt leptons. The transverse impact parameter divided by its estimated uncertainty, $|d_0|/\sigma(d_0)$, is required to be lower than five (three) for electron (muon) candidates. The longitudinal impact parameter must satisfy $|z_0 \sin(\theta)| < 0.5$ mm for both lepton flavours. To suppress the background arising from incorrect charge assignment, an additional requirement is imposed on electrons based on the score of a boosted decision tree (BDT) discriminant that uses their calorimeter energy clusters and track properties [70]. Electrons and muons passing these criteria are referred to as ‘tight’ in the following. ‘Loose’ electrons are required to pass the same set of requirements as tight electrons except that they satisfy the ‘medium’ likelihood-based identification and loose isolation instead. Similarly, for ‘loose’ muons, the isolation requirement is relaxed.

Jets are reconstructed using a particle flow algorithm [73, 74] by combining measurements from both the ID and the calorimeter. The anti- k_t algorithm [75, 76] with a radius parameter of $R = 0.4$ is used. Jets are required to have $p_T > 20$ GeV and $|\eta| < 2.5$ and are calibrated as described in Ref. [74]. To reduce the effect from pile-up, the jet-vertex tagger [77], which identifies jets originating from the selected primary vertex, is applied to jets with $p_T < 60$ GeV and $|\eta| < 2.4$.

Jets containing b -hadrons are identified (b -tagged) via the DL1r algorithm [78, 79]. This algorithm uses deep-learning neural networks exploiting the distinct features of b -hadrons in terms of track impact parameters and displaced vertices reconstructed in the ID. A jet is considered b -tagged if it passes the operating point corresponding to 77% average efficiency for b -quark jets in simulated $t\bar{t}$ events, with rejection factors against light-quark/gluon jets and c -quark jets of 192 and 6, respectively. Three additional operating points are defined with average b -tagging efficiencies of 85%, 70% and 60%. To fully exploit the b -tagging information of an event, each jet is assigned a pseudo-continuous b -tagging (PCBT) score that defines if a jet passes a given operating point but fails the adjacent tighter one. A score of two, three, four or five is assigned to a jet passing the 85%, 77%, 70% or 60% operating point. If a jet does not pass any operating point, a score of one is assigned.

The missing transverse momentum in the event, whose magnitude is denoted in the following by E_T^{miss} , is defined as the negative vector sum of the p_T of the reconstructed and calibrated objects in the event [80]. This sum also includes the momenta of the ID tracks that are matched to the primary vertex but are not associated with any other reconstructed objects.

A sequential overlap removal procedure described in Ref. [19] and based on loose leptons is applied, such that the same

calorimeter energy deposit or the same track being reconstructed is not used in two different objects.

The event selection closely follows that of Ref. [19]. Each event must have at least one reconstructed lepton that matches a lepton that fired the trigger. The highest p_T lepton is required to have $p_T > 28$ GeV to be always above the trigger threshold. The events are required to have one same-sign tight lepton pair or at least three tight leptons, and at least one b -tagged jet. Each event must have at least one reconstructed lepton that matches a lepton that fired the trigger. Events with two same-sign electrons are required to have invariant mass satisfying $m_{ee} > 15$ GeV and $|m_{ee} - 91 \text{ GeV}| > 10$ GeV, to reduce the charge mis-assignment background originating from low-mass resonances and Z boson decays. In events with at least three leptons, all opposite-sign same-flavour lepton pairs are required to satisfy $|m_{\ell\ell} - 91 \text{ GeV}| > 10$ GeV to reduce the contamination from Z boson decay.

Events in the signal region (SR) are required to contain at least six jets, two of which are b -tagged. The scalar sum of the transverse momentum of the selected leptons and jets in the event (H_T) is required to be above 500 GeV. This requirement is motivated by the high light-flavour jet and b -jet multiplicity as well as the large overall event activity characteristic of the $t\bar{t}$ process.

The main sources of physics background are $t\bar{t}W$ +jets, $t\bar{t}Z$ +jets and $t\bar{t}H$ +jets processes. Smaller backgrounds, for which all selected leptons are from W or Z boson decays or from leptonic τ -lepton decays, include diboson or triboson production, single-top-quark production in association with a Z boson (tWZ , tZq) and rare processes such as $t\bar{t}$, $t\bar{t}HH$, $t\bar{t}WH$ and $t\bar{t}VV$, where $V = W, Z$. These backgrounds, except for $t\bar{t}W$ +jets production, are evaluated using simulated events. The $t\bar{t}W$ +jets background is evaluated based on the information from the simulation and a data-driven technique described in Sect. 5. This is motivated because the $t\bar{t}W$ +jets process is notoriously challenging to model accurately using only simulation [16], and because existing measurements of its cross section [19,81,82] are consistently above the theoretical predictions. The background events originating from $t\bar{t}$ +jets and tW +jets production pass the selection if prompt leptons have a mis-assigned charge (QmisID) or leptons are fake/non-prompt. The QmisID background is evaluated using a data-driven technique while the fake/non-prompt background estimation is based on the template method utilising inputs from both simulation and data as described in Sect. 5 and already used in Ref. [19].

The estimated yield for each source of background is given in Sect. 8.

5 Data-driven background estimation

5.1 Estimation of the $t\bar{t}W$ background

The theoretical modelling of the $t\bar{t}W$ background at high jet multiplicity, corresponding to the phase space of this analysis, suffers from large uncertainties. To mitigate this effect, the normalisation of this background in jet multiplicity bins is determined using a data-driven approach, while other characteristics of the $t\bar{t}W$ events are modelled by simulated events. The uncertainties related to the modelling of the kinematic distributions taken from simulation are discussed in Sect. 7.3. The estimate of the normalisation in each jet bin is based on a functional form that describes the evolution of the number of $t\bar{t}W$ events N as a function of the jet multiplicity j , $R(j) = N(j+1)/N(j)$ [83–86]. At high jet multiplicity, $R(j)$ follows the so-called ‘staircase scaling’ with $R(j)$ being a constant denoted a_0 . This behaviour implies a fixed probability of additional jet radiation. For lower jet multiplicities, Poisson scaling is expected [86] with $R(n) = a_1/(1+n)$, where a_1 is a constant and n is the number of additional jets to the hard process. It was derived in the Abelian limit of QCD by considering gluon radiation off hard quark legs and validated using experimental data [86]. The transition point between these scaling behaviours depends on the jet kinematic selection. Since $t\bar{t}W$ production in the phase-space region of this analysis is dominated by events that include at least four jets in the matrix element at tree level, the parameterisation of the $t\bar{t}W$ events starts at the fourth jet ($n = j - 4$). Independent normalisation factors (NF) for the expected number of $t\bar{t}W^+$ and $t\bar{t}W^-$ events are introduced to take into account different production rates of these processes in pp collisions. The normalisation factor for $t\bar{t}W$ events with $j > 4$ is then given by

$$\text{NF}_{t\bar{t}W(j)} = \text{NF}_{t\bar{t}W^+(4\text{jet})} \times \prod_{j'=4}^{j-1} \left[a_0 + \frac{a_1}{1+(j'-4)} \right] + \text{NF}_{t\bar{t}W^-(4\text{jet})} \times \prod_{j'=4}^{j-1} \left[a_0 + \frac{a_1}{1+(j'-4)} \right]. \quad (1)$$

Dedicated control regions (CR) labelled as CR $t\bar{t}W^+$ +jets, CR $t\bar{t}W^-$ +jets, CR 1b(+) and CR 1b(-) are defined to determine the a_0 and a_1 scaling parameters and the overall number of $t\bar{t}W^+$ and $t\bar{t}W^-$ events with exactly 4 jets, $\text{NF}_{t\bar{t}W^+(4\text{jet})}$ and $\text{NF}_{t\bar{t}W^-(4\text{jet})}$, respectively. The definition of these CRs is summarised in Table 2. The CR $t\bar{t}W^+$ +jets and CR $t\bar{t}W^-$ +jets regions are primarily used to adjust the $t\bar{t}W$ normalisation in a phase space with at least two b -tagged jets as in the SR, while the CR 1b(+) and CR 1b(-) regions, which include events with $N_j \geq 4$, are mainly used to determine the $t\bar{t}W$ jet multiplicity spectrum.

The $t\bar{t}W$ CRs, along with the CRs defined in Sect. 5.2, are included in the likelihood fit to data, together with the SR (see Sect. 6). Figure 2 shows the jet-multiplicity distributions

Table 2 Definition of the signal and control regions. The control regions labeled as CR $t\bar{t}W^+$ +jets, CR $t\bar{t}W^-$ +jets, CR 1b(+) and CR 1b(-) are defined to determine the background modelling parameters of $t\bar{t}W^+$ and $t\bar{t}W^-$ events. The control regions labeled as CR HF e, CR HF μ , CR Mat. Conv. and CR Low m_{γ^*} are defined to determine the normalisation of fake/non-prompt lepton background events. N_j (N_b) indicates the jet (b -tagged jet) multiplicity in the event. H_T is

defined as the scalar sum of the transverse momenta of the isolated leptons and jets. ℓ_1 , ℓ_2 and ℓ_3 refer to the highest p_T , second-highest p_T and third-highest p_T leptons, respectively. $\eta(e)$ refers to the electron pseudorapidity. Total charge is the sum of charges for all leptons. GNN denotes the Graph Neural Network discriminant trained to separate $t\bar{t}t\bar{t}$ signal from the background described in Sect. 6

Region	Channel	N_j	N_b	Other selection	Fitted variable
CR Low m_{γ^*}	SS, ee or $e\mu$	$4 \leq N_j < 6$	≥ 1	ℓ_1 or ℓ_2 is from virtual photon (γ^*) decay ℓ_1 and ℓ_2 are not from photon conversion	Event yield
CR Mat. Conv.	SS, ee or $e\mu$	$4 \leq N_j < 6$	≥ 1	ℓ_1 or ℓ_2 is from photon conversion	Event yield
CR HF μ	$e\mu\mu$ or $\mu\mu\mu$	≥ 1	$= 1$	$100 < H_T < 300$ GeV $E_T^{\text{miss}} > 50$ GeV Total charge = ± 1	
CR HF e	eee or $ee\mu$	≥ 1	$= 1$	$100 < H_T < 275$ GeV $E_T^{\text{miss}} > 35$ GeV Total charge = ± 1	$p_T^{\ell_3}$
CR $t\bar{t}W^+$ +jets	SS, $e\mu$ or $\mu\mu$	≥ 4	≥ 2	$ \eta(e) < 1.5$ when $N_b = 2$: $H_T < 500$ GeV or $N_j < 6$ when $N_b \geq 3$: $H_T < 500$ GeV Total charge > 0	N_j
CR $t\bar{t}W^-$ +jets	SS, $e\mu$ or $\mu\mu$	≥ 4	≥ 2	$ \eta(e) < 1.5$ when $N_b = 2$: $H_T < 500$ GeV or $N_j < 6$ when $N_b \geq 3$: $H_T < 500$ GeV Total charge < 0	N_j
CR 1b(+)	2LSS+3L	≥ 4	$= 1$	ℓ_1 and ℓ_2 are not from photon conversion $H_T > 500$ GeV Total charge > 0	N_j
CR 1b(-)	2LSS+3L	≥ 4	$= 1$	ℓ_1 and ℓ_2 are not from photon conversion $H_T > 500$ GeV Total charge < 0	N_j
SR	2LSS+3L	≥ 6	≥ 2	$H_T > 500$ GeV	GNN score

in each of the four $t\bar{t}W$ CRs. After the fit, the predictions provide a good description of the data.

As mentioned above, unlike the signal and other background processes, $t\bar{t}W$ production has a pronounced charge asymmetry in pp collisions: $t\bar{t}W^+$ events are produced approximately twice as abundantly as $t\bar{t}W^-$ events. This property is used to validate the data-driven estimation of this background by examining the difference between the number of events with all tight leptons positively charged (positive events) and the number of events with all tight leptons negatively charged (negative events). The charge-symmetric $t\bar{t}t\bar{t}$ signal and most non- $t\bar{t}W$ backgrounds are expected to cancel in this difference, providing a validation of the $t\bar{t}W$ background. The distribution of the number of jets obtained from this procedure for events entering the four $t\bar{t}W$ CRs and the SR defined in Table 2 is shown in Fig. 3. A good description of the jet multiplicity distribution in data confirms that it can be predicted by two scaling parameters, as given in Eq. 1.

5.2 Fake/non-prompt lepton background

A template method is used to estimate the fake/non-prompt background. This method relies on simulation samples to model the kinematic distributions of the background processes arising from fake and non-prompt leptons and on CRs to determine the normalisation of these components. These CRs are included in the fit, together with the $t\bar{t}W$ CRs and the SR, and the normalisation factors are determined simultaneously with the $t\bar{t}t\bar{t}$ signal. The uncertainties related to the modelling of the kinematic distributions predicted in the simulation are discussed in Sect. 7.4. The method is similar to that used in the previous analysis [19].

The following main contributions of the fake/non-prompt background are distinguished:

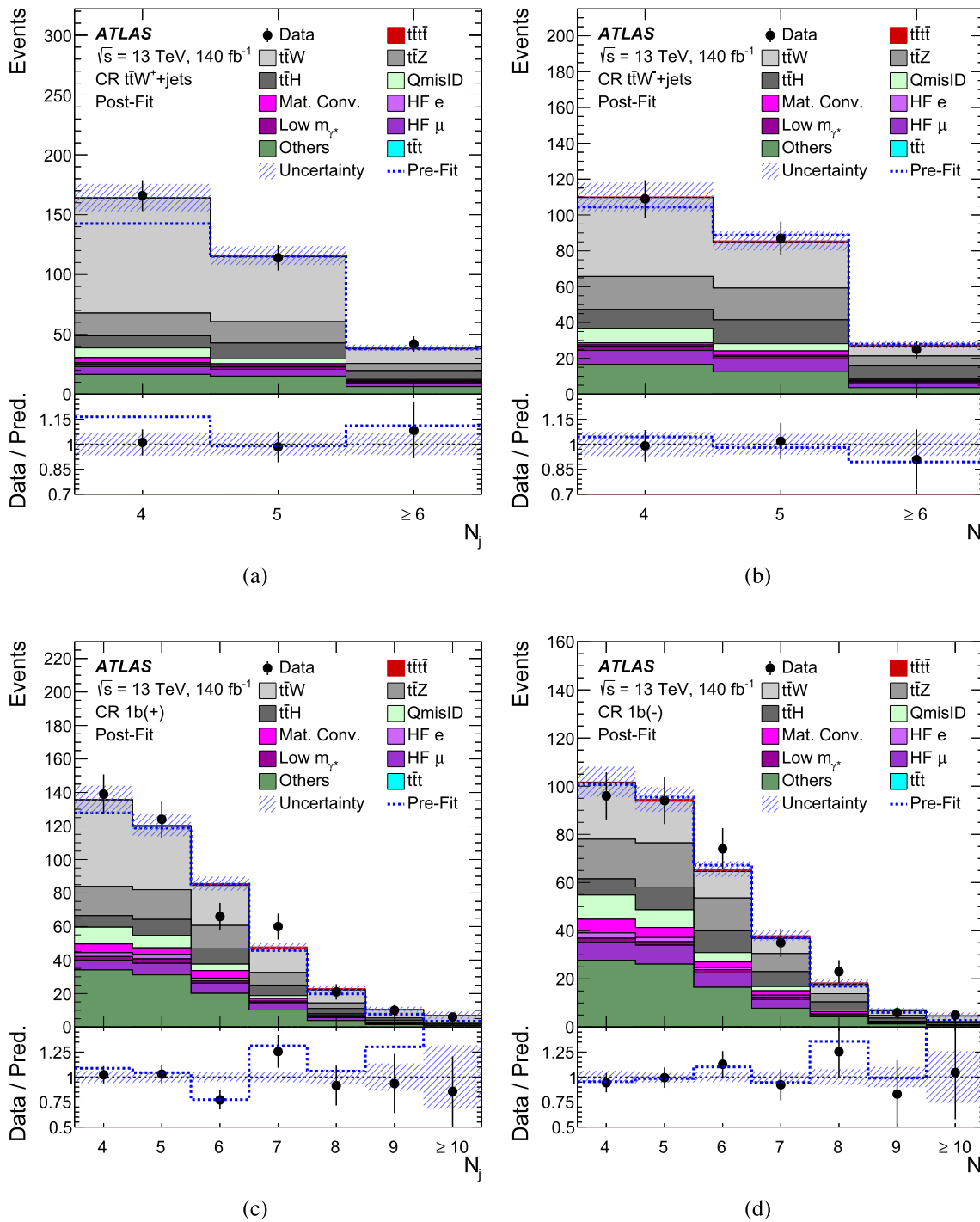


Fig. 2 Post-fit distributions for the number of jets (N_j) in each of the four $t\bar{t}W$ CRs: **a** CR $t\bar{t}W^+ + \text{jets}$, **b** CR $t\bar{t}W^- + \text{jets}$, **c** CR 1b(+) and **d** CR 1b(-). The ratio of the data to the total post-fit prediction is shown in the lower panel. The dashed blue lines show the pre-fit prediction in the

upper panel and the ratio of the data to the total pre-fit prediction in the lower panel. The shaded band represents the total post-fit uncertainty in the prediction

- Events with a single reconstructed non-prompt electron (muon) from heavy-flavour decay; this contribution is referred to as HF e (HF μ).

- Events with a single reconstructed non-prompt electron originating from photon conversions in the detector material (Mat. Conv.).

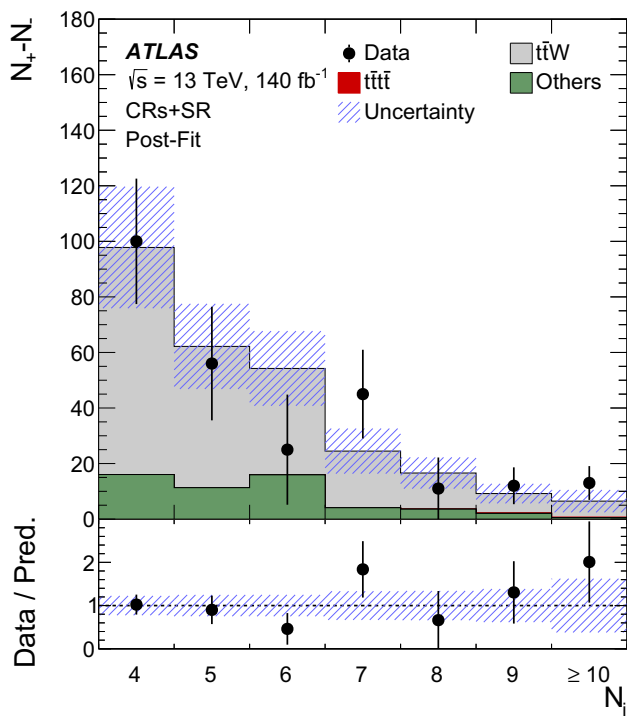


Fig. 3 Post-fit distribution for the difference between the number of positive events and the number of negative events ($N_+ - N_-$) as a function of the number of jets (N_j) in the sum of four $t\bar{t}W$ CRs and the SR. The uncertainties on the normalisation factors and on the $t\bar{t}W$ modelling parameters are represented by the shaded band. The ratio of the data to the total post-fit prediction is shown in the lower panel

- Events with a virtual photon (γ^*) leading to an e^+e^- pair where only one of the electrons is reconstructed (Low m_{γ^*}).

Minor contributions to the fake/non-prompt background arising from events with a lepton originating from light-meson decay or with a jet mis-identified as a lepton are determined using simulated events.

As summarised in Table 2, the CRs labelled as CR HF e and CR HF μ are defined to determine the normalisation of the HF e and HF μ backgrounds, respectively. Similarly, the CRs labelled as CR Mat. Conv. and CR Low m_{γ^*} are defined to determine the normalisation of Mat. Conv. and Low m_{γ^*} backgrounds, respectively. Each region is designed to have a dominant background component.

Figure 4 shows the distributions and event yields used in the template method: the third-highest lepton p_T and the number of events. A good description of the data distributions by the fitted predictions is observed in all CRs.

5.3 Charge mis-assignment background

The QmisID background affects only the ee and $e\mu$ channels of the 2LSS region, and is estimated using the same method

as in the previous analysis [19]. The probability for an electron to have its charge incorrectly assigned is estimated using a data sample of $Z \rightarrow ee$ events requiring the invariant mass of the electron pair to be within 10 GeV of the Z boson mass and without any requirement on the charge of the two electrons. The charge mis-assignment rate extracted from the fraction of events with same-charge electrons within this sample, is parameterised as a function of the electron transverse momentum and pseudorapidity. The rate varies from 0.004% to 4% depending on the electron p_T and $|\eta|$. The expected number of events arising from the QmisID background is determined by applying the measured charge mis-assignment rate to data events satisfying the requirements of the kinematic selection of the 2LSS channel, except that the two leptons are required to be of opposite charge.

6 Signal extraction and cross section measurement

The background composition of the SR is largely dominated by the production of top-quark pairs in association with bosons. A multivariate discriminant built with a Graph Neural Network (GNN) [87] is used to separate the $t\bar{t}t\bar{t}$ signal from the background using the GRAPH_NETS library from TensorFlow [88]. From each event, a fully connected graph is constructed with ‘nodes’, corresponding to reconstructed jets, electrons, muons, and the missing transverse momentum of the event. The features of each node include the four momentum of the object, assumed to be massless,⁴ the jet PCBT score, the lepton charge, and an integer labelling the type of object represented by the node. The ‘edges’ between nodes carry three features with information about the angular separation between the objects they connect. Additionally, the jet multiplicity is treated as a ‘global’ feature. The nodes, edges, global feature and the GNN hyperparameters are optimised to maximise the integral under the receiver operating characteristic curve of the GNN event classifier.

The GNN training is performed for events passing the SR requirements. The LO $t\bar{t}t\bar{t}$ simulated signal sample is used in the training. The MC simulated samples, corresponding to all background components, represent the background in the training. The GNN discriminant is chosen as the observable of the analysis to extract the $t\bar{t}t\bar{t}$ signal. Figure 5 shows the distribution of the GNN score in the signal region.

Following the strategy of the previous publication [19], a BDT discriminant is also trained as a cross-check in the SR by combining several input observables, of which the sum of the four highest PCBT scores among all jets in the event has the highest discriminating power. The separation power

⁴ The energy of each object is computed from the four momentum assuming that its mass is zero. For jets, this avoids any dependence on the jet mass calibration.

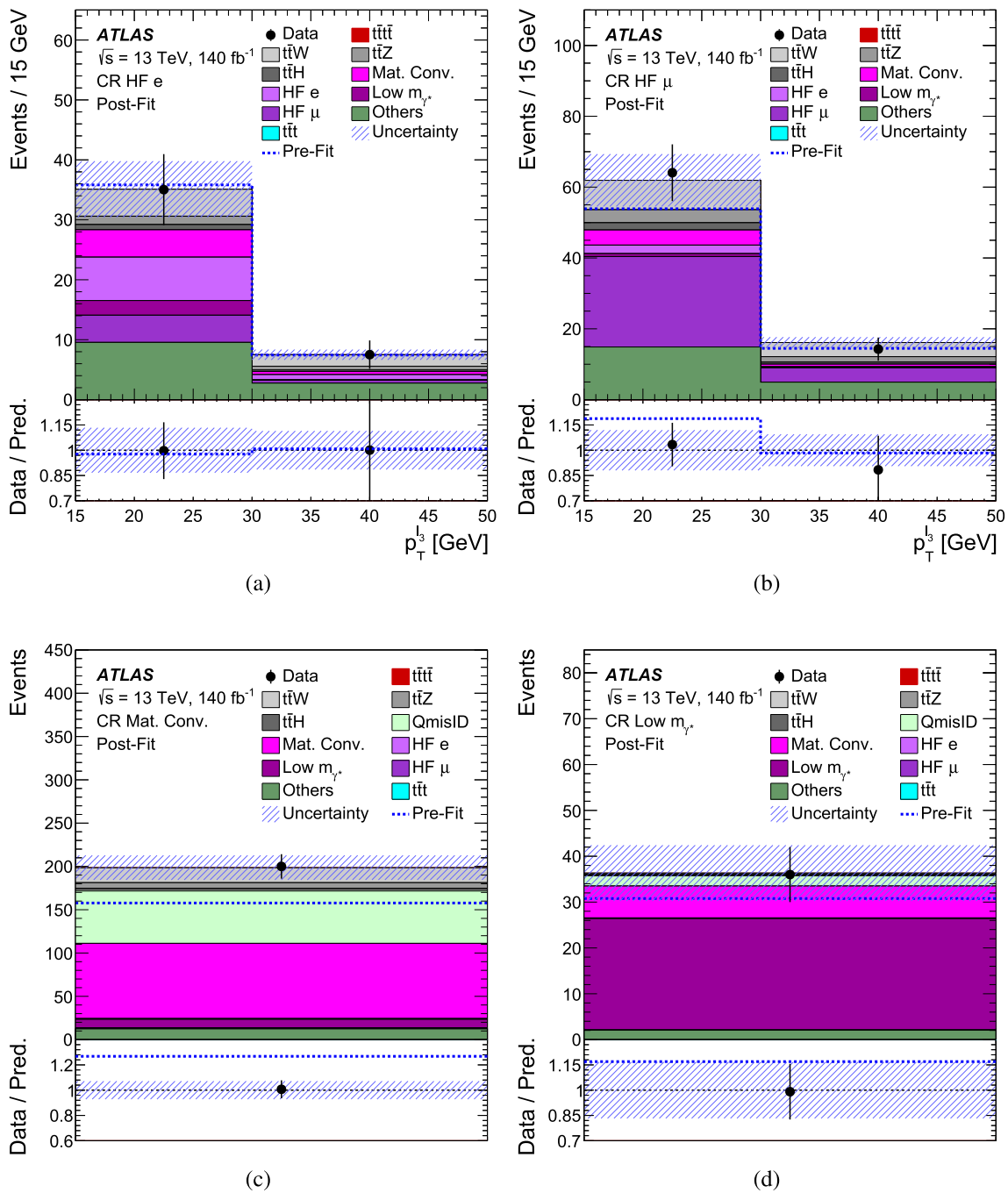


Fig. 4 Post-fit distributions for the fitted variables in the CRs for the fake/non-prompt lepton background. For **a** CR HF e and **b** CR HF μ , the third-highest lepton p_T is fitted, while for **c** CR Mat. Conv. and **d** CR Low m_{γ^*} , the number of events is used. The ratio of the data to the total post-fit prediction is shown in the lower panel. The dashed blue

lines show the pre-fit prediction in the upper panel and the ratio of the data to the total pre-fit prediction in the lower panel. The shaded band represents the total post-fit uncertainty in the prediction. In **a**, **b**, the last bin contains the overflow

of the $t\bar{t}t$ signal from the background is slightly better for the GNN, leading to a 10% higher expected significance for this method.

The $t\bar{t}t$ production cross-section, the normalisation factors of the backgrounds, and the $t\bar{t}W$ modelling parameters defined in Sect. 5.1 are determined via a binned likelihood

fit to the discriminant score distribution in the SR and to the event yields or to the discriminating variable distributions in the eight CRs listed in Table 2. The maximum-likelihood fit is performed with the RooFit package [89] based on a likelihood function built on the Poisson probability that the observed data are compatible with the model prediction. The

value of each nuisance parameter, describing the systematic uncertainties for both signal and background processes (see Sect. 7), is constrained by a Gaussian penalty term present in the likelihood function, while all normalisation factors and $t\bar{t}W$ modelling parameters, described in Sect. 5, are unconstrained.

7 Systematic uncertainties

Systematic uncertainties arise from the modelling of the signal processes, from theoretical or data-driven predictions of the background processes, as well as from experimental effects. These uncertainties affect both the shape and the normalisation of the estimations. In addition, they can lead to event migration between different regions. The different sources of systematic uncertainty are described below and their impact on the $t\bar{t}t\bar{t}$ cross section measurement after the fit is shown in Table 6.

7.1 Experimental uncertainties

The dominant experimental uncertainties arise from the measurement of the b -tagging efficiencies and mis-tagging rates [90–92]. Corrections applied to simulated samples to match the performance in data and the associated uncertainties are determined for each jet flavour separately in five PCBT score bins and in bins of jet p_T . The resulting uncertainties are decomposed into 40 independent components (referred to as eigenvector components) for b -jet tagging, 20 for c -jet and 20 for light-jet mis-tagging. Due to a lack of data for b -/ c -/light jets calibration with $p_T > 400/300/250$ GeV, the corrections for these jets are extrapolated from the highest p_T bin below these thresholds; uncertainties in this extrapolation are determined from the simulation, independently for b -/ c -/light jets.

Uncertainties in the calibration of the jet energy scale and resolution [93–95] play a subleading role among the experimental uncertainties. An additional minor uncertainty arises from the correction applied to simulated events associated with the jet-vertex-tagger selection [96].

Other experimental uncertainties have minor impacts on the measurements. The uncertainty in the combined 2015–2018 integrated luminosity is 0.83% [97], obtained using the LUCID-2 detector [98], complemented by measurements using the inner detector and calorimeters. An uncertainty in the corrections on the pile-up profile in the simulated samples is also considered. Uncertainties in electrons and muons arise from the calibration of the simulated samples to data. The calibrations correct for the efficiencies of the trigger, reconstruction, identification and isolation requirements, as well as the energy scale and resolution [70,71]. For electrons, an additional uncertainty associated with the efficiency

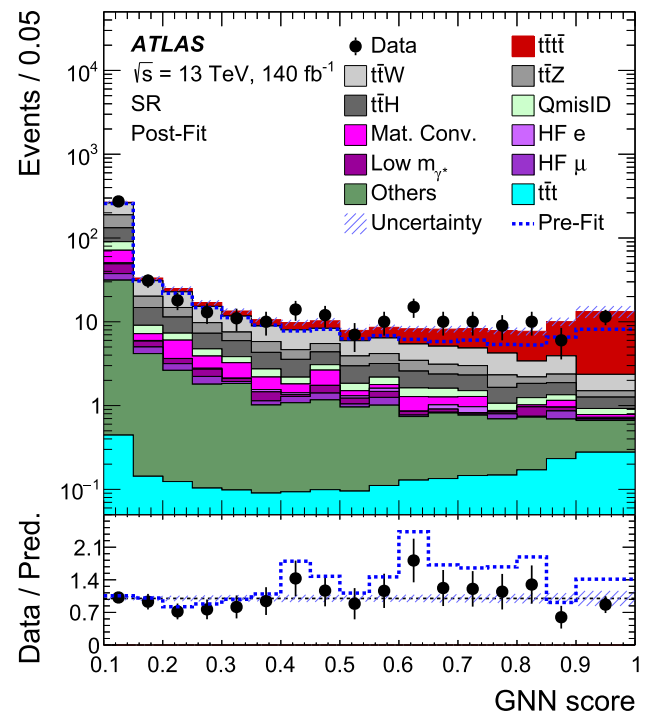


Fig. 5 Comparison between data and the predictions after a fit to data for the GNN distribution in the SR. The first bin contains underflow events. The ratio of the data to the total post-fit prediction is shown in the lower panel. The dashed blue lines show the pre-fit prediction in the upper panel and the ratio of the data to the total pre-fit prediction in the lower panel. The shaded band represents the total post-fit uncertainty in the prediction

of the electric-charge identification is considered. Finally, an uncertainty in the measurement of E_T^{miss} is assigned due to a possible mis-calibration of its soft-track component [80].

7.2 Signal modelling uncertainties

Uncertainties in the modelling of SM $t\bar{t}t\bar{t}$ production have the dominant impact on the measurements. They affect both the signal acceptance and the shape of the GNN discriminant. The two leading uncertainties are determined by comparing the nominal prediction with alternative samples generated with SHERPA and with MADGRAPH5_AMC@NLO+HERWIG7. These uncertainties mainly cover two effects: different matching schemes between the matrix element and parton shower generators as well as different parton shower, hadronisation and fragmentation models. The uncertainty due to missing higher-order QCD corrections in simulated events is estimated by varying the renormalisation and factorisation scales in the matrix element individually or simultaneously up or down by a factor of two, and taking the maximum up and down variations. The PDF uncertainty is 1%. It is calculated as the RMS of the predictions from the 100 replicas of the NNPDF30_nlo_as_0118

PDF set following the PDF4LHC prescription [99]. The effect of PDF variation on the shape of the fitted distributions was found to be negligible.

7.3 Uncertainties in irreducible backgrounds

The dominant uncertainty in the background predictions arises from the modelling of $t\bar{t}W$, $t\bar{t}H$ and $t\bar{t}Z/\gamma^*$ events. Uncertainties due to generator choices are determined by comparing the nominal predictions with those obtained with the alternative matrix element and/or parton shower generators specified in Table 1. Given that the N_j distribution in $t\bar{t}W$ production is estimated using a data-driven method, the alternative MC sample simulated using MADGRAPH5_AMC@NLO is weighted to have the same N_j distribution as the nominal prediction. This avoids double counting of the systematic effects in N_j modelling. Minor uncertainties due to missing higher-order QCD corrections and PDF variations for each of the three processes are studied and determined using the same method as for $t\bar{t}t\bar{t}$ production.

The uncertainty in the predicted cross-sections of the background processes have minor impact on the measurements. The uncertainty in the $t\bar{t}t\bar{t}$ production cross section is set to 35%. This includes the effect of varying the renormalisation and factorisation scales up and down by a factor of two in the NLO QCD prediction, and the uncertainties from the PDF choice, EW LO contribution and the acceptance difference between MC samples generated using the five-flavour and the four-flavour schemes.

Uncertainties of 12% and 10% are included for the $t\bar{t}Z/\gamma^*$ and $t\bar{t}H$ production cross sections, respectively [57]. An uncertainty of 30% is applied to the sum of tZq and tWZ processes [100–102]. The uncertainty in VV production is taken as the discrepancies between the measured differential cross section as a function of the jet multiplicity and the prediction from SHERPA 2.2.2 [103]. For VV events with $\leq 3/4/\geq 5$ jets, an uncertainty of 20%/50%/60% is applied. The three components are considered as uncorrelated. An uncertainty of 50% is considered for $t\bar{t}WW$ production based on the NLO prediction [45]. For all other minor background processes with negligible impact including the production of VH , VVV , $t\bar{t}ZZ$, $t\bar{t}WZ$, $t\bar{t}HH$ and $t\bar{t}WH$, a single uncertainty of 50% is considered. This value is based on previous analyses in a similar final state [19, 104], and is large enough to cover the different predictions listed in Ref. [45].

For all background contributions estimated based on simulations, additional uncertainties are considered for events produced with associated b -jets. This is motivated by the expected high b -jet multiplicities in signal-like events and the general difficulty in modelling additional heavy-flavour jets in simulations. For each background process, an uncorrelated uncertainty of 50% is assigned to events with exactly

three ‘true’ b -jets⁵ and to events with at least four true b -jets. Since $t\bar{t}t\bar{t}$ events have three b -jets arising from top quark decays, an uncertainty of 50% is only assigned to $t\bar{t}t\bar{t}$ events if they have at least four true b -jets. These estimates are based on the measurement of $t\bar{t}$ +jets production with additional heavy-flavour jets [105] and on comparisons between data and prediction in $t\bar{t}\gamma$ events with three and four b -tagged jets.

7.4 Uncertainties in reducible backgrounds

Uncertainties in the estimate of the fake/non-prompt and QmisID backgrounds have minor impact. These uncertainties are derived and treated in the same way as in Ref. [19]. The resulting uncertainties for the QmisID background range from 5–30% depending on the p_T and η of the lepton. For leptons from heavy-flavour hadron decay, the uncertainties range from 20–100%. For material conversion and virtual photon conversion, the uncertainties are 30% and 21%, respectively. Conservative uncertainties are applied to other smaller contributions, including an uncertainty of 100% for events with fake/non-prompt leptons from light jets, and a 30% uncertainty for all other sources of fake/non-prompt background. These values are taken from previous analyses in a similar final state [19, 104].

Given that $t\bar{t}$ +jets events are the main source of fake/non-prompt and QmisID backgrounds, additional uncertainties are considered for $t\bar{t}$ +jets events produced in association with additional b -jets. An uncorrelated uncertainty of 50% is assigned to events with 3 b -jets and to events with at least four b -jets.

8 Result for the $t\bar{t}t\bar{t}$ cross section measurement

A maximum-likelihood fit is performed to the GNN score distribution in the SR and the different distributions used in the CRs (see Table 2). Figure 5 shows the distribution of the GNN score in the SR before and after performing the fit. Good agreement is observed between data and the prediction after the fit. The best-fit value of the signal strength μ , defined as the ratio of the measured $t\bar{t}t\bar{t}$ cross section to the SM expectation of $\sigma_{t\bar{t}t\bar{t}} = 12.0 \pm 2.4$ fb from Ref. [16], is found to be:

$$\mu = 1.9 \pm 0.4(\text{stat})_{-0.4}^{+0.7}(\text{syst}) = 1.9_{-0.5}^{+0.8}.$$

⁵ ‘True’ b -jets are identified in simulated events as jets that are ghost-associated with b -hadrons [75].

The corresponding measured $t\bar{t}t\bar{t}$ production cross section is:

$$\sigma_{t\bar{t}t\bar{t}} = 22.5^{+4.7}_{-4.3}(\text{stat})^{+4.6}_{-3.4}(\text{syst}) \text{ fb} = 22.5^{+6.6}_{-5.5} \text{ fb}.$$

The systematic uncertainty, is determined by subtracting the statistical uncertainty in quadrature from the total uncertainty. The statistical uncertainty is obtained from a fit where all nuisance parameters are fixed to their post-fit values. The systematic uncertainty on the signal strength includes the theoretical uncertainty on the SM $t\bar{t}t\bar{t}$ cross section. The measured $t\bar{t}t\bar{t}$ production cross section is consistent within 1.8 standard deviations with the SM prediction of Ref. [16], and within 1.7 standard deviations with the resummed $\sigma_{t\bar{t}t\bar{t}}$ calculation of Ref. [21].

The probability for the background-only hypothesis to result in a signal-like excess at least as large as seen in data is derived using the profile-likelihood ratio following the procedure described in Ref. [106]. From this, the significance of the observed signal is found to be 6.1 standard deviations, while 4.3 standard deviations are expected using the SM cross section of $\sigma_{t\bar{t}t\bar{t}} = 12.0 \pm 2.4 \text{ fb}$ from Ref. [16]. Using the SM cross section of $13.4^{+1.0}_{-1.8} \text{ fb}$ from Ref. [21], the expected significance would be 4.7 standard deviations. The goodness-of-fit evaluated using a saturated model [107, 108] yields a probability of 76%. Compared to the previous result of Ref. [19], the gain in expected sensitivity comes from the updated lepton and jet selection and uncertainties, from the use of the GNN discriminant and from the improved treatment of the $t\bar{t}t\bar{t}$ background. This leads to a better purity of the signal and a smaller uncertainty on the background in the signal-enriched region. The overall uncertainty on the cross section is slightly smaller than the result in Ref. [19], mainly because of an updated treatment of the systematic uncertainty for signal modelling.

The normalisation factors of the different fake/non-prompt lepton background sources and the parameters of the data-driven $t\bar{t}W$ background model determined from the fit are shown in Tables 3 and 4. The post-fit values of the background and signal yields before and after the fit as well as for events with a GNN score equal to or higher than 0.6 are shown in Table 5. The post-fit number of $t\bar{t}W$ events with 6 and 7 jets is smaller than at the pre-fit level, while the number of $t\bar{t}W$ events with ≥ 9 jets is increased compared to the pre-fit prediction. The overall number of fitted $t\bar{t}W$ is in agreement with the $t\bar{t}W$ cross section measurement in Ref. [82]. The number of background events from material conversion is also increased. The post-fit normalisation factors from Tables 3 and 4 agree with their nominal value of 1, except for $\text{NF}_{\text{Mat. Conv.}}$. They provide good agreement with data as shown in Table 5 and Fig. 5.

Figure 6 presents the distributions of the number of jets, the number of b -jets, the sum of the four highest PCBT scores

Table 3 The normalisation factors for fake and non-prompt lepton background processes determined from the fit. The uncertainties include both the statistical and systematic uncertainties. The nominal pre-fit value for these factors is 1

Fake/non-prompt background	$\text{NF}_{\text{Mat. Conv.}}$	$\text{NF}_{\text{Low } m_{\gamma^*}}$	$\text{NF}_{\text{HF } e}$	$\text{NF}_{\text{HF } \mu}$
Value	$1.80^{+0.47}_{-0.41}$	$1.08^{+0.37}_{-0.31}$	$0.66^{+0.75}_{-0.46}$	$1.27^{+0.53}_{-0.46}$

Table 4 The $t\bar{t}W$ modelling parameters determined from the fit. The uncertainties include both the statistical and systematic uncertainties. The nominal pre-fit value for a_0 and a_1 is 0, while the nominal pre-fit value for $\text{NF}_{t\bar{t}W+(4\text{jet})}$ and $\text{NF}_{t\bar{t}W-(4\text{jet})}$ is 1

$t\bar{t}W$ background	a_0	a_1	$\text{NF}_{t\bar{t}W+(4\text{jet})}$	$\text{NF}_{t\bar{t}W-(4\text{jet})}$
Value	0.51 ± 0.10	$0.22^{+0.25}_{-0.22}$	$1.27^{+0.25}_{-0.22}$	$1.11^{+0.31}_{-0.28}$

Table 5 Pre-fit and post-fit background and signal yields in the signal region and for events with GNN score larger than 0.6. The total systematic uncertainty differs from the sum in quadrature of the different uncertainties due to correlations

	Pre-fit		Post-fit	
	SR	GNN ≥ 0.6	SR	GNN ≥ 0.6
$t\bar{t}W$	130 ± 40	9 ± 4	127 ± 35	12 ± 4
$t\bar{t}Z$	72 ± 15	3.4 ± 1.8	79 ± 15	4.4 ± 2.0
$t\bar{t}H$	65 ± 11	4.6 ± 1.3	68 ± 10	5.0 ± 1.4
QmisID	27 ± 4	1.78 ± 0.26	27 ± 4	1.80 ± 0.24
Mat. Conv.	16.5 ± 2.3	0.73 ± 0.25	30 ± 8	1.4 ± 0.5
HF e	3.1 ± 1.0	0.4 ± 0.5	2.3 ± 2.4	0.3 ± 0.4
HF μ	7.1 ± 1.2	0.31 ± 0.15	9 ± 4	0.41 ± 0.22
Low m_{γ^*}	14.1 ± 2.0	0.52 ± 0.19	15 ± 5	0.56 ± 0.22
Others	47 ± 11	3.9 ± 1.2	50 ± 10	4.3 ± 1.2
$t\bar{t}t\bar{t}$	2.9 ± 0.9	1.5 ± 0.5	2.9 ± 0.9	1.5 ± 0.5
Total bkg	390 ± 50	26 ± 5	412 ± 21	32 ± 4
$t\bar{t}t\bar{t}$	38 ± 4	25.2 ± 3.2	69 ± 15	45 ± 10
Total	430 ± 50	51 ± 7	480 ± 19	77 ± 8
Data	482	83	482	83

of jets in the event and H_T , in the signal-enriched region for events with a GNN score equal to or higher than 0.6. Good agreement between data and the post-fit predictions is observed.

As a cross-check, a maximum-likelihood fit to the BDT score distribution in data is also performed yielding the same signal strength corresponding to the observed significance of 6.0 standard deviations while 3.9 is expected.

The largest systematic uncertainties in the measurement of $\sigma_{t\bar{t}t\bar{t}}$ arise from the modelling of the $t\bar{t}t\bar{t}$ signal, with the uncertainty from the choice of the MC generator being by far the largest followed by the uncertainty from the parton shower and hadronisation model. The uncertainty in the data-

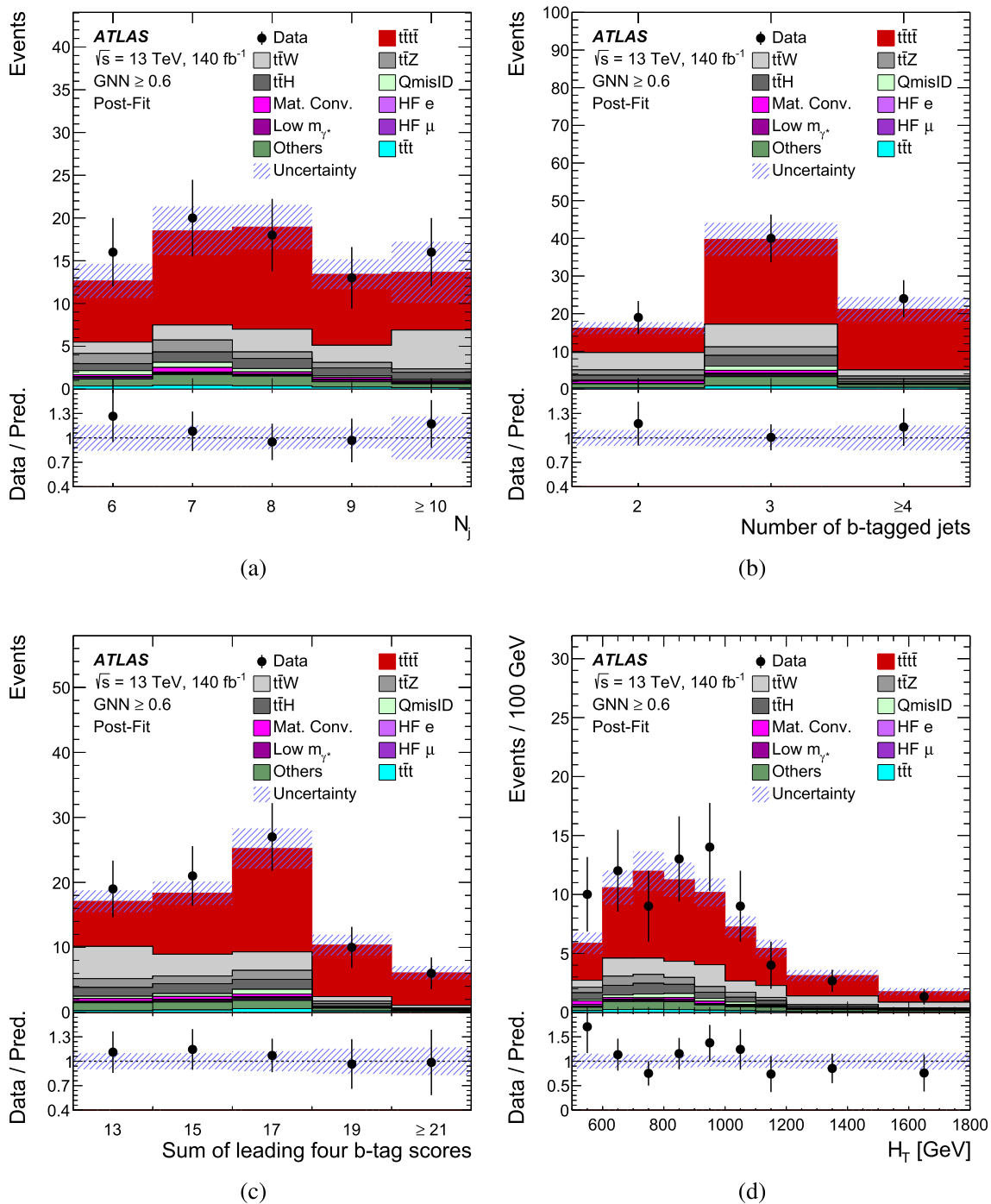


Fig. 6 Comparison between data and prediction after the fit to data in the signal-enriched region with $GNN \geq 0.6$ for the distributions of **a** the number of jets, **b** the number of b -jets, **c** the sum of the four highest PCBT scores of jets in the event, and **d** the sum of transverse momenta

driven $t\bar{t}W$ background estimate is also significant. Among the experimental uncertainties, the largest effects come from the b -jet tagging and the jet energy scale. The parameter associated with the $t\bar{t}t$ MC generator choice is pulled by around -0.5 standard deviations after the fit. No other nuisance parameter is found to be significantly adjusted or con-

strained by the fit. The uncertainties impacting the $t\bar{t}t$ cross section measurement are summarised in Table 6. This analysis derives 95% confidence level (CL) intervals on the cross section of the $t\bar{t}t$ process, $\sigma_{t\bar{t}t}$. In the SM, triple top quarks are always produced in association with other particles, and can be split into the $t\bar{t}W$ and $t\bar{t}q$ pro-

Table 6 List of the uncertainties in the cross section $\sigma_{t\bar{t}i\bar{i}}$, grouped in categories. The quoted values are obtained by repeating the fit, fixing a set of nuisance parameters of the sources corresponding to each category, and subtracting in quadrature the resulting uncertainty from the total uncertainty of the nominal fit presented in the last row. The total uncertainty is different from the sum in quadrature of the components due to correlations among nuisance parameters

Uncertainty source	$\Delta\sigma$ [fb]		$\Delta\sigma/\sigma$ [%]	
Signal modelling				
$t\bar{t}i\bar{i}$ generator choice	+ 3.7	- 2.7	+17	- 12
$t\bar{t}i\bar{i}$ parton shower model	+ 1.6	- 1.0	+7	- 4
Other $t\bar{t}i\bar{i}$ modelling	+ 0.8	- 0.5	+4	- 2
Background modelling				
$t\bar{t}H$ + jets modelling	+ 0.9	- 0.7	+4	- 3
$t\bar{t}W$ + jets modelling	+ 0.8	- 0.8	+4	- 3
$t\bar{t}Z$ + jets modelling	+ 0.5	- 0.4	+2	- 2
Other background modelling				
Non-prompt leptons modelling	+ 0.4	- 0.3	+2	- 2
$t\bar{t}i\bar{i}$ modelling	+ 0.3	- 0.2	+1	- 1
Charge misassignment	+ 0.1	- 0.1	+0	- 0
Instrumental				
Jet flavour tagging (b -jets)	+ 1.1	- 0.8	+5	- 4
Jet uncertainties	+ 1.1	- 0.7	+5	- 3
Jet flavour tagging (light-flavour jets)	+ 0.9	- 0.6	+4	- 3
Jet flavour tagging (c -jets)	+ 0.5	- 0.4	+2	- 2
Simulation sample size	+ 0.4	- 0.3	+2	- 1
Other experimental uncertainties	+ 0.4	- 0.3	+2	- 1
Luminosity	+ 0.2	- 0.2	+1	- 1
Total systematic uncertainty	+ 4.6	- 3.4	+20	- 16
Statistical				
Intrinsic statistical uncertainty	+ 4.2	- 3.9	+19	- 17
$t\bar{t}W$ + jets normalisation and scaling factors	+ 1.2	- 1.1	+6	- 5
Non-prompt leptons normalisation (HF, Mat. Conv., Low m_{ν^*})	+ 0.4	- 0.3	+2	- 1
Total statistical uncertainty	+ 4.7	- 4.3	+21	- 19
Total uncertainty	+ 6.6	- 5.5	+29	- 25

cesses [109–111]. These processes give rise to an experimental signature and kinematic properties of the event similar to that of the $t\bar{t}i\bar{i}$ signal, resulting in a similar GNN shape for $t\bar{t}i\bar{i}$ and $t\bar{t}i\bar{i}$ production. Varying the normalisation of the $t\bar{t}i\bar{i}$ and $t\bar{t}i\bar{i}$ processes in the likelihood fit simultaneously results in an anti-correlation between the two processes of -93% . Figure 7 shows the two-dimensional negative log-likelihood contour for the likelihood fit where the $t\bar{t}i\bar{i}$ and $t\bar{t}i\bar{i}$ cross sections are treated as free parameters. Although the best-fit value in this case is consistent with a $t\bar{t}i\bar{i}$ cross section of zero, it is also consistent with the SM prediction at the level of 2.1 standard deviations.

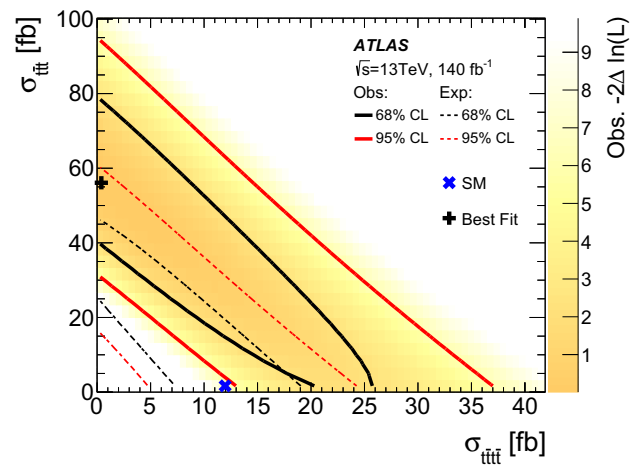


Fig. 7 Two-dimensional negative log-likelihood contour for the $t\bar{t}i\bar{i}$ cross section ($\sigma_{t\bar{t}i\bar{i}}$) versus the $t\bar{t}i\bar{i}$ cross section ($\sigma_{t\bar{t}t\bar{t}}$) when the normalisation of both processes are treated as free parameters in the fit. The blue cross shows the SM expectation of $\sigma_{t\bar{t}t\bar{t}} = 12$ fb from Ref. [16] and $\sigma_{t\bar{t}i\bar{i}} = 1.67$ fb (see Sect. 3), both computed at NLO, while the black cross shows the best-fit value. The observed (expected) exclusion contours at 68% (black) and 95% CL (red) are shown in solid (dashed) lines. The gradient-shaded area represents the observed likelihood value as a function of $\sigma_{t\bar{t}i\bar{i}}$ and $\sigma_{t\bar{t}t\bar{t}}$

Table 7 Observed 95% CL intervals for the $t\bar{t}i\bar{i}$, $t\bar{t}i\bar{i}q$ and $t\bar{t}i\bar{i}W$ cross sections assuming a $t\bar{t}i\bar{i}$ signal strength of 1 and 1.9. To derive the $t\bar{t}i\bar{i}W$ ($t\bar{t}i\bar{i}q$) cross section interval, the $t\bar{t}i\bar{i}q$ ($t\bar{t}i\bar{i}W$) cross section is fixed to its SM prediction

Processes	95% CL cross section interval [fb]	
	$\mu_{t\bar{t}i\bar{i}} = 1$	$\mu_{t\bar{t}i\bar{i}} = 1.9$
$t\bar{t}i\bar{i}$	[4.7, 60]	[0, 41]
$t\bar{t}i\bar{i}W$	[3.1, 43]	[0, 30]
$t\bar{t}i\bar{i}q$	[0, 144]	[0, 100]

The two components of the $t\bar{t}i\bar{i}$ process ($t\bar{t}i\bar{i}W$ and $t\bar{t}i\bar{i}q$) have different sensitivity to possible BSM effects. In particular, a number of higher-dimensional operators generating flavour changing neutral currents involving the top quark [112, 113] lead to the production of $t\bar{t}i\bar{i}$ events without an associated W boson in the final state. Thus it is interesting to derive 95% CL intervals on the cross sections of the $t\bar{t}i\bar{i}W$ and $t\bar{t}i\bar{i}q$ processes separately. Under the assumption of a $t\bar{t}i\bar{i}$ signal strength of 1 and of 1.9, the 95% CL intervals on $t\bar{t}i\bar{i}$, $t\bar{t}i\bar{i}W$ and $t\bar{t}i\bar{i}q$ are shown in Table 7. The 95% CL intervals for the $t\bar{t}i\bar{i}q$ process are wider than those for the $t\bar{t}i\bar{i}W$ process because the $t\bar{t}i\bar{i}q$ process is characterised by lower lepton and jet multiplicities in the final state, which results in a lower selection efficiency.

9 Interpretations

Limits and 95% CL intervals are also obtained on the top-quark Yukawa coupling, on EFT operators that parametrize BSM $t\bar{t}t\bar{t}$ production, and on a Higgs oblique parameter.

9.1 Limits on the top-quark Yukawa coupling

The top-quark Yukawa coupling enters the electroweak $t\bar{t}t\bar{t}$ Feynman diagram where a pair of top quarks is mediated by a Higgs boson (see Fig. 1). This makes $t\bar{t}t\bar{t}$ production sensitive to the top-quark Yukawa coupling, including the coupling strength and its CP properties. An additional dependence on the Yukawa coupling comes through the $t\bar{t}H$ background. The $t\bar{t}t\bar{t}$ cross section can be parameterised as a function of two parameters: the top Yukawa coupling strength modifier κ_t , and the CP -mixing angle α [10,114]. The SM corresponds to a pure CP -even coupling with $\alpha = 0$ and $\kappa_t = 1$, while a CP -odd coupling is realised when $\alpha = 90^\circ$. In case of a pure CP -even coupling, κ_t can be expressed as a ratio of the top-quark Yukawa coupling y_t to the SM prediction y_t^{SM} . The $t\bar{t}H$ cross section also depends on these parameters, but unlike $t\bar{t}t\bar{t}$ production, the $t\bar{t}H$ kinematic distributions change only when the CP -odd term $\kappa_t \sin(\alpha)$ is non-zero. The $t\bar{t}t\bar{t}$ and $t\bar{t}H$ yields in each bin of the GNN distribution are parameterised as a function of κ_t and α . The observed (expected) 95% CL limits are shown in Fig. 8 in the two-dimensional parameter space ($|\kappa_t \cos(\alpha)|$, $|\kappa_t \sin(\alpha)|$). Fixing the top-quark Yukawa coupling to be CP -even only (i.e. $\alpha = 0$), the following observed (expected) limits are extracted: $|\kappa_t| < 1.8$ (1.6). This limit is less stringent than that reported in Ref. [115] using a similar technique, due to a slightly higher measured SM $t\bar{t}t\bar{t}$ cross section than the prediction. As a check to probe the effect from the $t\bar{t}H$ process, an alternative fit is performed. As opposed to the fit used to obtain the nominal result, the $t\bar{t}H$ background yields are not parametrised, whilst the normalisation of the $t\bar{t}H$ background is treated as a free parameter of the fit. This leads to an observed (expected) limit of $|\kappa_t| < 2.2$ (1.8).

9.2 Limits on EFT operators and the Higgs oblique parameter

Within the EFT framework, the $t\bar{t}t\bar{t}$ process is sensitive to four heavy-flavour fermion operators O_{tt}^1 , O_{QQ}^1 , O_{Qt}^1 and O_{Qt}^8 , which can probe the BSM models that enhance interactions between the third-generation quarks [12]. The $t\bar{t}t\bar{t}$ production cross section can be approximated by:

$$\sigma_{t\bar{t}t\bar{t}} = \sigma_{t\bar{t}t\bar{t}}^{SM} + \frac{1}{\Lambda^2} \sum_i C_i \sigma_i^{(1)} + \frac{1}{\Lambda^4} \sum_{i \leq j} C_i C_j \sigma_{i,j}^{(2)}, \quad (2)$$

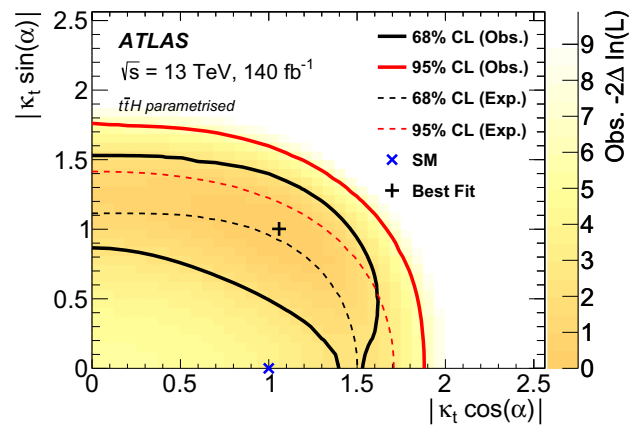


Fig. 8 Two-dimensional negative log-likelihood contours for $|\kappa_t \sin(\alpha)|$ versus $|\kappa_t \cos(\alpha)|$ at 68% and 95%, where κ_t is the top-Higgs Yukawa coupling strength parameter and α is the mixing angle between the CP -even and CP -odd components. The gradient-shaded area represents the observed likelihood value as a function of κ_t and α . Both the $t\bar{t}t\bar{t}$ signal and $t\bar{t}H$ background yields in each fitted bin are parameterised as a function of κ_t and α . The blue cross shows the SM expectation, while the black cross shows the best fit value

Table 8 Expected and observed 95% CL intervals on EFT coupling parameters assuming one EFT parameter variation in the fit

Operators	Expected C_i/Λ^2 [TeV ⁻²]	Observed C_i/Λ^2 [TeV ⁻²]
O_{QQ}^1	[− 2.4, 3.0]	[− 3.5, 4.1]
O_{Qt}^1	[− 2.5, 2.0]	[− 3.5, 3.0]
O_{tt}^1	[− 1.1, 1.3]	[− 1.7, 1.9]
O_{Qt}^8	[− 4.2, 4.8]	[− 6.2, 6.9]

where C_i denotes the coupling parameters of the four heavy-flavour fermion operators, $C_i \sigma_i^{(1)}$ is the linear term that represents the interference of dimension-6 operators with SM operators, and $C_i C_j \sigma_{i,j}^{(2)}$ is the quadratic term that also includes the interference between different EFT operators. The 95% CL intervals on the EFT parameters are extracted by parameterising the $t\bar{t}t\bar{t}$ yield in each bin of the GNN score distribution as a quadratic function of the coefficient of the corresponding EFT operator (C_i/Λ^2) and performing the fit to data. The fit is carried out assuming that only one operator contributes to the $t\bar{t}t\bar{t}$ cross section, while the coefficients of the other three operators are fixed to the SM value of zero. The expected and observed 95% CL intervals on the coefficients are summarised in Table 8. To probe the importance of the different terms in Eq. 2, the limits are also extracted assuming only the linear terms as a test. The resulting upper limits on the absolute values of the coefficients ($|C_i/\Lambda^2|$) of O_{QQ}^1 , O_{Qt}^1 , O_{tt}^1 and O_{Qt}^8 are 5.3, 3.3, 2.4 and 8.8 TeV⁻², respectively, at 95% CL. Comparable limits on these EFT parameters can be found in Ref. [116].

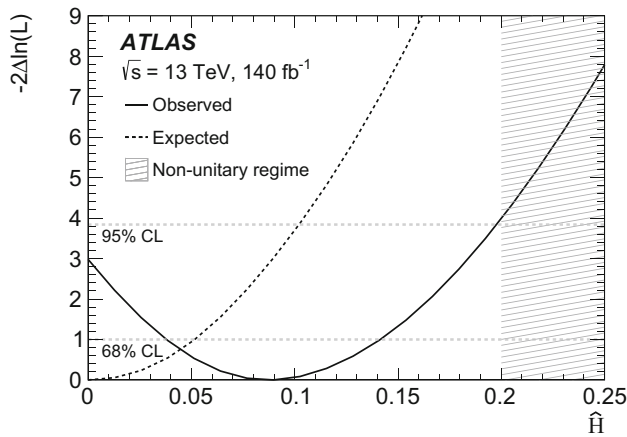


Fig. 9 The negative log-likelihood values as a function of the Higgs oblique parameter \hat{H} . The solid line represents the observed likelihood while the dashed line corresponds to the expected one. The dashed regions shows the non-unitary regime

An oblique parameter is a self-energy correction term applied to electroweak propagators in the SM. The BSM additions to such a correction can be expressed as an EFT expansion, with the self-energy correction to the Higgs boson parameterised by the parameter \hat{H} , where $\hat{H} = 0$ corresponds to the SM prediction [15]. The \hat{H} parameter affects the off-shell Higgs interaction, and thus the $t\bar{t}t\bar{t}$ cross section, as well as processes involving a Higgs boson, in particular $t\bar{t}H$ production, which is a significant background to the $t\bar{t}t\bar{t}$ measurement. To account for this effect, the $t\bar{t}H$ contribution is parameterised as a function of \hat{H} [15]: $\mu_{t\bar{t}H} = 1 - \hat{H}$, where $\mu_{t\bar{t}H}$ is the $t\bar{t}H$ normalisation factor with respect to the SM cross section. A limit on \hat{H} is extracted from the likelihood scans shown on Fig. 9. The observed (expected) upper limit on the \hat{H} value is 0.20 (0.12) at 95% CL. The observed limit coincides with the largest value of this parameter that preserves unitarity in the perturbative theory. Previously, limits on the \hat{H} parameter were reported in Refs. [15, 115, 117].

10 Conclusion

This paper presents a measurement of $t\bar{t}t\bar{t}$ production using 140 fb^{-1} of data at $\sqrt{s} = 13 \text{ TeV}$ with the ATLAS detector at the LHC. Events are selected with exactly two same-charge isolated leptons or at least three isolated leptons. The normalisation of the $t\bar{t}W$ background in jet multiplicity bins is determined using a data-driven approach. A Graph Neural Network is used to separate the $t\bar{t}t\bar{t}$ signal from the background. Four-top production is observed with a significance of 6.1 standard deviations with respect to the background-only hypothesis. The expected significance is 4.3 or 4.7 standard deviations depending on the assumed SM cross section. The measured $t\bar{t}t\bar{t}$ production cross section is $22.5_{-5.5}^{+6.6} \text{ fb}$. It

is consistent with the SM predictions within 1.8 or 1.7 standard deviations and with the previous ATLAS measurement. In addition, 95% confidence level intervals on the cross section for inclusive $t\bar{t}t\bar{t}$ production and its subprocesses $t\bar{t}tq$ and $t\bar{t}tW$ are provided, for the scenarios assuming the SM $t\bar{t}t\bar{t}$ production cross section and the measured $t\bar{t}t\bar{t}$ cross section.

The results are used to set limits on several new physics scenarios. Constraints on the CP properties of the top-quark Yukawa coupling are obtained in the form of limits in the two-dimensional parameter space ($|\kappa_t \cos(\alpha)|, |\kappa_t \sin(\alpha)|$). Assuming a pure CP -even coupling ($\alpha = 0$), the observed upper limit on $|\kappa_t| = |y_t/y_t^{\text{SM}}|$ at 95% CL is 1.8. Constraints at 95% CL are obtained on the four dimension-6 heavy-flavour fermion operators. Assuming one operator taking effect at a time, the observed constraints on the coefficients (C_i/Λ^2) of $O_{QQ}^1, O_{Qt}^1, O_{tt}^1$ and O_{Qt}^8 are $[-3.5, 4.1], [-3.5, 3.0], [-1.7, 1.9]$ and $[-6.2, 6.9] \text{ TeV}^{-2}$, respectively. An observed upper limit at 95% CL of 0.20 is obtained for the Higgs oblique parameter that coincides with the largest value that preserves unitarity for the perturbative theory.

Acknowledgements We thank CERN for the very successful operation of the LHC, as well as the support staff from our institutions without whom ATLAS could not be operated efficiently. We acknowledge the support of ANPCyT, Argentina; YerPhI, Armenia; ARC, Australia; BMWFW and FWF, Austria; ANAS, Azerbaijan; CNPq and FAPESP, Brazil; NSERC, NRC and CFI, Canada; CERN; ANID, Chile; CAS, MOST and NSFC, China; Minciencias, Colombia; MEYS CR, Czech Republic; DNRF and DNSRC, Denmark; IN2P3-CNRS and CEA-DRF/IRFU, France; SRNSFG, Georgia; BMBF, HGF and MPG, Germany; GSRI, Greece; RGC and Hong Kong SAR, China; ISF and Benozio Center, Israel; INFN, Italy; MEXT and JSPS, Japan; CNRST, Morocco; NWO, Netherlands; RCN, Norway; MEiN, Poland; FCT, Portugal; MNE/IFA, Romania; MESTD, Serbia; MSSR, Slovakia; ARRS and MIZŠ, Slovenia; DSI/NRF, South Africa; MICINN, Spain; SRC and Wallenberg Foundation, Sweden; SERI, SNSF and Cantons of Bern and Geneva, Switzerland; MOST, Taiwan; TENMAK, Türkiye; STFC, United Kingdom; DOE and NSF, United States of America. In addition, individual groups and members have received support from BCKDF, CANARIE, Compute Canada and CRC, Canada; PRIMUS 21/SCI/017 and UNCE SCI/013, Czech Republic; COST, ERC, ERDF, Horizon 2020 and Marie Skłodowska-Curie Actions, European Union; Investissements d’Avenir Labex, Investissements d’Avenir IDEX and ANR, France; DFG and AvH Foundation, Germany; Herakleitos, Thales and Aristeia programmes co-financed by EU-ESF and the Greek NSRF, Greece; BSF-NSF and MINERVA, Israel; Norwegian Financial Mechanism 2014-2021, Norway; NCN and NAWA, Poland; La Caixa Banking Foundation, CERCA Programme Generalitat de Catalunya and PROMETEO and GenT Programmes Generalitat Valenciana, Spain; Göran Gustafssons Stiftelse, Sweden; The Royal Society and Leverhulme Trust, United Kingdom. The crucial computing support from all WLCG partners is acknowledged gratefully, in particular from CERN, the ATLAS Tier-1 facilities at TRIUMF (Canada), NDGF (Denmark, Norway, Sweden), CC-IN2P3 (France), KIT/GridKA (Germany), INFN-CNAF (Italy), NL-T1 (Netherlands), PIC (Spain), ASGC (Taiwan), RAL (UK) and BNL (USA), the Tier-2 facilities worldwide and large non-WLCG resource providers. Major contributors of computing resources are listed in Ref. [118].

Data availability statement This manuscript has no associated data or the data will not be deposited. [Authors' comment: All ATLAS scientific output is published in journals, and preliminary results are made available in Conference Notes. All are openly available, without restriction on use by external parties beyond copyright law and the standard conditions agreed by CERN. Data associated with journal publications are also made available: tables and data from plots (e.g. cross section values, likelihood profiles, selection efficiencies, cross section limits, ...) are stored in appropriate repositories such as HEPDATA (<http://hepdata.cedar.ac.uk/>). ATLAS also strives to make additional material related to the paper available that allows a reinterpretation of the data in the context of new theoretical models. For example, an extended encapsulation of the analysis is often provided for measurements in the framework of RIVET (<http://rivet.hepforge.org/>).]

Open Access This article is licensed under a Creative Commons Attribution 4.0 International License, which permits use, sharing, adaptation, distribution and reproduction in any medium or format, as long as you give appropriate credit to the original author(s) and the source, provide a link to the Creative Commons licence, and indicate if changes were made. The images or other third party material in this article are included in the article's Creative Commons licence, unless indicated otherwise in a credit line to the material. If material is not included in the article's Creative Commons licence and your intended use is not permitted by statutory regulation or exceeds the permitted use, you will need to obtain permission directly from the copyright holder. To view a copy of this licence, visit <http://creativecommons.org/licenses/by/4.0/>.

Funded by SCOAP³. SCOAP³ supports the goals of the International Year of Basic Sciences for Sustainable Development.

References

- H.P. Nilles, Supersymmetry, supergravity and particle physics. *Phys. Rep.* **110**, 1 (1984). [https://doi.org/10.1016/0370-1573\(84\)90008-5](https://doi.org/10.1016/0370-1573(84)90008-5)
- G.R. Farrar, P. Fayet, Phenomenology of the production, decay, and detection of new hadronic states associated with supersymmetry. *Phys. Lett. B* **76**, 575 (1978). [https://doi.org/10.1016/0370-2693\(78\)90858-4](https://doi.org/10.1016/0370-2693(78)90858-4)
- T. Plehn, T.M.P. Tait, Seeking sgluons. *J. Phys. G* **36**, 075001 (2009). <https://doi.org/10.1088/0954-3899/36/7/075001>. arXiv:0810.3919 [hep-ph]
- S. Calvet, B. Fuks, P. Gris, L. Valéry, Searching for sgluons in multitop events at a center-of-mass energy of 8 TeV. *JHEP* **04**, 043 (2013). [https://doi.org/10.1007/JHEP04\(2013\)043](https://doi.org/10.1007/JHEP04(2013)043). arXiv:1212.3360 [hep-ph]
- D. Dicus, A. Stange, S. Willenbrock, Higgs decay to top quarks at hadron colliders. *Phys. Lett. B* **333**, 126 (1994). [https://doi.org/10.1016/0370-2693\(94\)91017-0](https://doi.org/10.1016/0370-2693(94)91017-0). arXiv:hep-ph/9404359
- N. Craig, F. D'Eramo, P. Draper, S. Thomas, H. Zhang, The hunt for the rest of the Higgs bosons. *JHEP* **06**, 137 (2015). [https://doi.org/10.1007/JHEP06\(2015\)137](https://doi.org/10.1007/JHEP06(2015)137). arXiv:1504.04630 [hep-ph]
- N. Craig, J. Hajer, Y.-Y. Li, T. Liu, H. Zhang, Heavy Higgs bosons at low $\tan\beta$: from the LHC to 100 TeV. *JHEP* **01**, 018 (2017). [https://doi.org/10.1007/JHEP01\(2017\)018](https://doi.org/10.1007/JHEP01(2017)018). arXiv:1605.08744 [hep-ph]
- A. Pomarol, J. Serra, Top quark compositeness: feasibility and implications. *Phys. Rev. D* **78**(7), 074026 (2008). <https://doi.org/10.1103/PhysRevD.78.074026>. arXiv:0806.3247 [hep-ph]
- Q.-H. Cao, S.-L. Chen, Y. Liu, Probing Higgs width and top quark Yukawa coupling from $t\bar{t}H$ and $t\bar{t}t\bar{t}$ productions. *Phys. Rev. D* **95**, 053004 (2017). <https://doi.org/10.1103/PhysRevD.95.053004>. arXiv:1602.01934 [hep-ph]
- Q.-H. Cao, S.-L. Chen, Y. Liu, R. Zhang, Y. Zhang, Limiting top quark-Higgs boson interaction and Higgs-boson width from multitop productions. *Phys. Rev. D* **99**, 113003 (2019). <https://doi.org/10.1103/PhysRevD.99.113003>. arXiv:1901.04567 [hep-ph]
- C. Degrande, J.-M. Gerard, C. Grojean, F. Maltoni, G. Servant, Non-resonant new physics in top pair production at hadron colliders. *JHEP* **03**, 125 (2011). [https://doi.org/10.1007/JHEP03\(2011\)125](https://doi.org/10.1007/JHEP03(2011)125). arXiv:1010.6304 [hep-ph]
- C. Zhang, Constraining qtt operators from four-top production: a case for enhanced EFT sensitivity. *Chin. Phys. C* **42**, 023104 (2018). <https://doi.org/10.1088/1674-1137/42/2/023104>. arXiv:1708.05928 [hep-ph]
- G. Banelli, E. Salvioni, J. Serra, T. Theil, A. Weiler, The present and future of four top operators. *JHEP* **02**, 043 (2021). [https://doi.org/10.1007/JHEP02\(2021\)043](https://doi.org/10.1007/JHEP02(2021)043). arXiv:2010.05915 [hep-ph]
- R. Aoude, H. El Faham, F. Maltoni, E. Vryonidou, Complete SMEFT predictions for four top quark production at hadron colliders. *JHEP* **10**, 163 (2022). [https://doi.org/10.1007/JHEP10\(2022\)163](https://doi.org/10.1007/JHEP10(2022)163). arXiv:2208.04962 [hep-ph]
- C. Englert, G.F. Giudice, A. Greljo, M. McCullough, The \hat{H} -parameter: an oblique Higgs view. *JHEP* **09**, 041 (2019). [https://doi.org/10.1007/JHEP09\(2019\)041](https://doi.org/10.1007/JHEP09(2019)041). arXiv:1903.07725 [hep-ph]
- R. Frederix, D. Pagani, M. Zaro, Large NLO corrections in $t\bar{t}W^\pm$ and $t\bar{t}t\bar{t}$ hadroproduction from supposedly subleading EW contributions. *JHEP* **02**, 031 (2018). [https://doi.org/10.1007/JHEP02\(2018\)031](https://doi.org/10.1007/JHEP02(2018)031). arXiv:1711.02116 [hep-ph]
- G. Bevilacqua, M. Worek, Constraining BSM Physics at the LHC: four top final states with NLO accuracy in perturbative QCD. *JHEP* **07**, 111 (2012). [https://doi.org/10.1007/JHEP07\(2012\)111](https://doi.org/10.1007/JHEP07(2012)111). arXiv:1206.3064 [hep-ph]
- T. Ježo, M. Kraus, Hadroproduction of four top quarks in the powheg box. *Phys. Rev. D* **105**, 114024 (2022). <https://doi.org/10.1103/PhysRevD.105.114024>. arXiv:2110.15159 [hep-ph]
- ATLAS Collaboration, Evidence for $t\bar{t}t\bar{t}$ production in the multi-lepton final state in proton-proton collisions at $\sqrt{s} = 13\text{TeV}$ with the ATLAS detector. *Eur. Phys. J. C* **80**, 1085 (2020). <https://doi.org/10.1140/epjc/s10052-020-08509-3>. arXiv:2007.14858 [hep-ex]
- ATLAS Collaboration, Measurement of the $t\bar{t}t\bar{t}$ production cross section in pp collisions at $\sqrt{s} = 13\text{TeV}$ with the ATLAS detector. *JHEP* **11**, 118 (2021). [https://doi.org/10.1007/JHEP11\(2021\)118](https://doi.org/10.1007/JHEP11(2021)118). arXiv:2106.11683 [hep-ex]
- M. van Beekveld, A. Kulesza, L.M. Valero, Threshold resummation for the production of four top quarks at the LHC. (2022). arXiv:2212.03259 [hep-ph]
- CMS Collaboration, Evidence for four-top quark production in proton-proton collisions at $\sqrt{s} = 13\text{TeV}$. (2023). <https://doi.org/10.1088/1748-0221/3/08/S08003>. arXiv: 2303.03864 [hep-ex]
- ATLAS Collaboration, The ATLAS Experiment at the CERN Large Hadron Collider, *JINST* **3**, S08003 (2008). <https://doi.org/10.1088/1748-0221/3/08/S08003>. Accessed 27 Mar 2023
- ATLAS Collaboration, ATLAS Insertable B-Layer: Technical Design Report, ATLAS-TDR-19; CERN-LHCC-2010-013, 2010, <https://cds.cern.ch/record/1291633>, Addendum: ATLAS-TDR-19-ADD-1; CERN-LHCC-2012-009, 2012. <https://cds.cern.ch/record/1451888>
- B. Abbott et al., Production and integration of the ATLAS Insertable B-Layer. *JINST* **13**, T05008 (2018). <https://doi.org/10.1088/1748-0221/13/05/T05008>. arXiv:1803.00844 [physics.ins-det]
- ATLAS Collaboration, Performance of the ATLAS trigger system in 2015. *Eur. Phys. J. C* **77**, 317 (2017). <https://doi.org/10.1140/epjc/s10052-017-4852-3>. arXiv:1611.09661 [hep-ex]

27. ATLAS Collaboration, The ATLAS Collaboration Software and Firmware, ATL-SOFT-PUB-2021-001. (2021). <https://cds.cern.ch/record/2767187>. Accessed 27 Mar 2023
28. ATLAS Collaboration, ATLAS data quality operations and performance for 2015-2018 data-taking, JINST **15**, P04003 (2020). <https://doi.org/10.1088/1748-0221/15/04/P04003>. arXiv:1911.04632 [physics.ins-det]
29. T. Sjöstrand et al., An introduction to PYTHIA 8.2. Comput. Phys. Commun. **191**, 159 (2015). <https://doi.org/10.1016/j.cpc.2015.01.024>. arXiv:1410.3012 [hep-ph]
30. ATLAS Collaboration, The Pythia 8 A3 tune description of ATLAS minimum bias and inelastic measurements incorporating the Donnachie-Landshoff diffractive model, ATL-PHYS-PUB-2016-017. (2016). <https://cds.cern.ch/record/2206965>. Accessed 27 Mar 2023
31. P. Nason, A new method for combining NLO QCD with shower Monte Carlo algorithms. JHEP **11**, 040 (2004). <https://doi.org/10.1088/1126-6708/2004/11/040>. arXiv:hep-ph/0409146
32. S. Frixione, G. Ridolfi, P. Nason, A positive-weight next-to-leading-order Monte Carlo for heavy flavour hadroproduction. JHEP **09**, 126 (2007). <https://doi.org/10.1088/1126-6708/2007/09/126>. arXiv:0707.3088 [hep-ph]
33. S. Frixione, P. Nason, C. Oleari, Matching NLO QCD computations with parton shower simulations: the POWHEG method. JHEP **11**, 070 (2007). <https://doi.org/10.1088/1126-6708/2007/11/070>. arXiv:0709.2092 [hep-ph]
34. S. Alioli, P. Nason, C. Oleari, E. Re, A general framework for implementing NLO calculations in shower Monte Carlo programs: the POWHEG BOX. JHEP **06**, 043 (2010). [https://doi.org/10.1007/JHEP06\(2010\)043](https://doi.org/10.1007/JHEP06(2010)043). arXiv:1002.2581 [hep-ph]
35. R. Frederix, S. Frixione, Merging meets matching in MC@NLO. JHEP **12**, 061 (2012). [https://doi.org/10.1007/JHEP12\(2012\)061](https://doi.org/10.1007/JHEP12(2012)061). arXiv:1209.6215 [hep-ph]
36. ATLAS Collaboration, ATLAS Pythia 8 tunes to 7 TeV data, ATL-PHYS-PUB-2014-021. (2014). <https://cds.cern.ch/record/1966419>. Accessed 27 Mar 2023
37. D.J. Lange, The EvtGen particle decay simulation package. Nucl. Instrum. Methods A **462**, 152 (2001). [https://doi.org/10.1016/S0168-9002\(01\)00089-4](https://doi.org/10.1016/S0168-9002(01)00089-4)
38. P. Golonka, Z. Was, PHOTOS Monte Carlo: a precision tool for QED corrections in and decays. Eur. Phys. J. C **45**, 97 (2006). <https://doi.org/10.1140/epjc/s2005-02396-4>. arXiv:hep-ph/0506026
39. GEANT4 Collaboration, S. Agostinelli et al., GEANT4—a simulation toolkit. Nucl. Instrum. Methods A **506**, 250 (2003). [https://doi.org/10.1016/S0168-9002\(03\)01368-8](https://doi.org/10.1016/S0168-9002(03)01368-8)
40. ATLAS Collaboration, The simulation principle and performance of the ATLAS fast calorimeter simulation FastCaloSim, ATL-PHYS-PUB-2010-013. (2010). URL: <https://cds.cern.ch/record/1300517>. Accessed 27 Mar 2023
41. F. Cascioli, P. Maierhöfer, S. Pozzorini, Scattering amplitudes with open loops. Phys. Rev. Lett. **108**, 111601 (2012). <https://doi.org/10.1103/PhysRevLett.108.111601>. arXiv:1111.5206 [hep-ph]
42. T. Gleisberg, S. Höche, Comix, a new matrix element generator. JHEP **12**, 039 (2008). <https://doi.org/10.1088/1126-6708/2008/12/039>. arXiv:0808.3674 [hep-ph]
43. S. Schumann, F. Krauss, A parton shower algorithm based on Catani–Seymour dipole factorisation. JHEP **03**, 038 (2008). <https://doi.org/10.1088/1126-6708/2008/03/038>. arXiv:0709.1027 [hep-ph]
44. S. Höche, F. Krauss, M. Schönerr, F. Siegert, QCD matrix elements + parton showers. The NLO case. HEP **04**, 027 (2013). [https://doi.org/10.1007/JHEP04\(2013\)027](https://doi.org/10.1007/JHEP04(2013)027). arXiv:1207.5030 [hep-ph]
45. J. Alwall et al., The automated computation of tree-level and next-to-leading order differential cross sections, and their matching to parton shower simulations. JHEP **07**, 079 (2014). [https://doi.org/10.1007/JHEP07\(2014\)079](https://doi.org/10.1007/JHEP07(2014)079). arXiv:1405.0301 [hep-ph]
46. M. Bahr et al., Herwig++ physics and manual. Eur. Phys. J. C **58**, 639 (2008). <https://doi.org/10.1140/epjc/s10052-008-0798-9>. arXiv:0803.0883 [hep-ph]
47. J. Bellm et al., Herwig 7.0/Herwig++ 3.0 release note, Eur. Phys. J. C **76**, 196 (2016). <https://doi.org/10.1140/epjc/s10052-016-4018-8>. arXiv:1512.01178 [hep-ph]
48. E. Bothmann et al., Event generation with Sherpa 2.2. SciPost Phys. **7**, 034 (2019). <https://doi.org/10.21468/SciPostPhys.7.3.034>. arXiv:1905.09127 [hep-ph]
49. A. Alloul, N.D. Christensen, C. Degrande, C. Duhr, B. Fuks, FeynRules 2.0—a complete toolbox for tree-level phenomenology. Comput. Phys. Commun. **185**, 2250 (2014). <https://doi.org/10.1016/j.cpc.2014.04.012>. arXiv:1310.1921 [hep-ph]
50. C. Degrande et al., UFO—The Universal FeynRules Output. Comput. Phys. Commun. **183**, 1201 (2012). <https://doi.org/10.1016/j.cpc.2012.01.022>. arXiv:1108.2040 [hep-ph]
51. P. Artoisenet et al., A framework for Higgs characterisation. JHEP **11**, 043 (2013). [https://doi.org/10.1007/JHEP11\(2013\)043](https://doi.org/10.1007/JHEP11(2013)043). arXiv:1306.6464 [hep-ph]
52. C. Degrande et al., Automated one-loop computations in the SMEFT. Phys. Rev. D **103**, 096024 (2021). <https://doi.org/10.1103/physrevd.103.096024>. arXiv:2008.11743 [hep-ph]
53. T. Gleisberg et al., Event generation with SHERPA 1.1. JHEP **02**, 007 (2009). <https://doi.org/10.1088/1126-6708/2009/02/007>. arXiv:0811.4622 [hep-ph]
54. S. Kallweit, J.M. Lindert, P. Maierhöfer, S. Pozzorini, M. Schönherr, NLO QCD+ EW predictions for V+jets including off-shell vector-boson decays and multijet merging. JHEP **04**, 021 (2016). [https://doi.org/10.1007/JHEP04\(2016\)021](https://doi.org/10.1007/JHEP04(2016)021). arXiv:1511.08692 [hep-ph]
55. C. Gütschow, J.M. Lindert, M. Schönherr, Multi-jet merged top-pair production including electroweak corrections. Eur. Phys. J. C **78**, 317 (2018). <https://doi.org/10.1140/epjc/s10052-018-5804-2>. arXiv:1803.00950 [hep-ph]
56. R. Frederix, I. Tsinikos, On improving NLO merging for tW production. JHEP **11**, 029 (2021). [https://doi.org/10.1007/JHEP11\(2021\)029](https://doi.org/10.1007/JHEP11(2021)029). arXiv:2108.07826 [hep-ph]
57. D. de Florian et al., Handbook of LHC Higgs cross sections: 4. Deciphering the Nature of the Higgs sector. (2016). <https://doi.org/10.23731/CYRM-2017-002>. arXiv:1610.07922 [hep-ph]
58. S. Frixione, V. Hirschi, D. Pagani, H.-S. Shao, M. Zaro, Electroweak and QCD corrections to top-pair hadroproduction in association with heavy bosons. JHEP **06**, 184 (2015). [https://doi.org/10.1007/JHEP06\(2015\)184](https://doi.org/10.1007/JHEP06(2015)184). arXiv:1504.03446 [hep-ph]
59. ATLAS Collaboration, Studies on top-quark Monte Carlo modelling for Top2016, ATL-PHYS-PUB-2016-020. (2016). <https://cds.cern.ch/record/2216168>
60. M. Czakon, A. Mitov, Top++: a program for the calculation of the top-pair cross-section at hadron colliders. Comput. Phys. Commun. **185**, 2930 (2014). <https://doi.org/10.1016/j.cpc.2014.06.021>. arXiv:1112.5675 [hep-ph]
61. N. Kidonakis, Two-loop soft anomalous dimensions for single top quark associated production with a W^- or H^- . Phys. Rev. D **82**, 054018 (2010). <https://doi.org/10.1103/PhysRevD.82.054018>. arXiv:1005.4451 [hep-ph]
62. N. Kidonakis, Next-to-next-to-leading-logarithm resummation for s-channel single top quark production. Phys. Rev. D **81**, 054028 (2010). <https://doi.org/10.1103/PhysRevD.81.054028>. arXiv:1001.5034 [hep-ph]
63. N. Kidonakis, Next-to-next-to-leading-order collinear and soft gluon corrections for t-channel single top quark production. Phys.

- Rev. D **83**, 091503 (2011). <https://doi.org/10.1103/PhysRevD.83.091503>. arXiv:1103.2792 [hep-ph]
64. S. Frixione, E. Laenen, P. Motylinski, C. White, B.R. Webber, Single-top hadroproduction in association with a W boson. JHEP **07**, 029 (2008). <https://doi.org/10.1088/1126-6708/2008/07/029>. arXiv:0805.3067 [hep-ph]
 65. ATLAS Collaboration, Performance of the ATLAS muon triggers in Run 2, JINST **15**, P09015 (2020). <https://doi.org/10.1088/1748-0221/15/09/p09015>. arXiv:2004.13447 [hep-ex]
 66. ATLAS Collaboration, Performance of electron and photon triggers in ATLAS during LHC Run 2. Eur. Phys. J. C **80**, 47 (2020). <https://doi.org/10.1140/epjc/s10052-019-7500-2>. arXiv:1909.00761 [hep-ex]
 67. ATLAS Collaboration, Operation of the ATLAS trigger system in Run 2. JINST **15**, P10004 (2020). <https://doi.org/10.1088/1748-0221/15/10/P10004>. arXiv:2007.12539 [physics.ins-det]
 68. ATLAS Collaboration, The ATLAS Inner Detector Trigger performance in pp collisions at 13 TeV during LHC Run 2. Eur. Phys. J. C **82**, 206 (2021). <https://doi.org/10.1140/epjc/s10052-021-09920-0>. arXiv:2107.02485 [hep-ex]
 69. ATLAS Collaboration, Vertex Reconstruction Performance of the ATLAS Detector at $\sqrt{s} = 13 \text{ TeV}$, ATL-PHYS-PUB-2015-026, 2015. <https://cds.cern.ch/record/2037717>
 70. ATLAS Collaboration, Electron and photon performance measurements with the ATLAS detector using the 2015–2017 LHC proton–proton collision data. JINST **14**, P12006 (2019). <https://doi.org/10.1088/1748-0221/14/12/P12006>. arXiv:1908.00005 [hep-ex]. Accessed 27 Mar 2023
 71. ATLAS Collaboration, Muon reconstruction and identification efficiency in ATLAS using the full Run 2 pp collision data set at $\sqrt{s} = 13 \text{ TeV}$. Eur. Phys. J. C **81**, 578 (2021). <https://doi.org/10.1140/epjc/s10052-021-09233-2>. arXiv:2012.00578 [hep-ex]
 72. ATLAS Collaboration, Evidence for the associated production of the Higgs boson and a top quark pair with the ATLAS detector. Phys. Rev. D **97**, 072003 (2018). <https://doi.org/10.1103/PhysRevD.97.072003>. arXiv:1712.08891 [hep-ex]
 73. ATLAS Collaboration, Jet reconstruction and performance using particle flow with the ATLAS detector. Eur. Phys. J. C **77**, 466 (2017). <https://doi.org/10.1140/epjc/s10052-017-5031-2>. arXiv:1703.10485 [hep-ex]
 74. ATLAS Collaboration, Jet energy scale and resolution measured in proton-proton collisions at $\sqrt{s} = 13 \text{ TeV}$ with the ATLAS detector. Eur. Phys. J. C **81**, 689 (2021). <https://doi.org/10.1140/epjc/s10052-021-09402-3>. arXiv:2007.02645 [hep-ex]
 75. M. Cacciari, G.P. Salam, G. Soyez, The anti-kt jet clustering algorithm. JHEP **04**, 063 (2008). <https://doi.org/10.1088/1126-6708/2008/04/063>. arXiv:0802.1189 [hep-ph]
 76. M. Cacciari, G.P. Salam, G. Soyez, FastJet user manual. Eur. Phys. J. C **72**, 1896 (2012). <https://doi.org/10.1140/epjc/s10052-012-1896-2>. arXiv:1111.6097 [hep-ph]
 77. ATLAS Collaboration, Tagging and suppression of pileup jets with the ATLAS detector, ATLAS-CONF-2014-018, 2014. <https://cds.cern.ch/record/1700870>
 78. ATLAS Collaboration, ATLAS flavour-tagging algorithms for the LHC Run 2 pp collision dataset. (2022). <https://doi.org/10.48550/arXiv.2211.16345>. arXiv:2211.16345 [hep-ex]. Accessed 27 Mar 2023
 79. ATLAS Collaboration, Optimisation and performance studies of the ATLAS b-tagging algorithms for the 2017–18 LHC run, ATL-PHYS-PUB-2017-013, 2017. <https://cds.cern.ch/record/2273281>
 80. ATLAS Collaboration, Performance of missing transverse momentum reconstruction with the ATLAS detector using proton–proton collisions at $\sqrt{s} = 13 \text{ TeV}$. Eur. Phys. J. C **78**, 903 (2018). <https://doi.org/10.1140/epjc/s10052-018-6288-9>. arXiv:1802.08168 [hep-ex]. Accessed 27 Mar 2023
 81. CMS Collaboration, Measurement of the cross section of top quark–antiquark pair production in association with a W boson in proton-proton collisions at $\sqrt{s} = 13 \text{ TeV}$. (2022). arXiv:2208.06485 [hep-ex]
 82. ATLAS Collaboration, Measurement of the $t\bar{t}Z$ and $t\bar{t}W$ cross sections in proton-proton collisions at $\sqrt{s} = 13 \text{ TeV}$ with the ATLAS detector. Phys. Rev. D **99**, 072009 (2019). <https://doi.org/10.1103/PhysRevD.99.072009>. arXiv:1901.03584 [hep-ex]
 83. S.D. Ellis, R. Kleiss, W.J. Stirling, W's, Z's and jets. Phys. Lett. B **154**, 435 (1985). [https://doi.org/10.1016/0370-2693\(85\)90425-3](https://doi.org/10.1016/0370-2693(85)90425-3)
 84. F.A. Berends, W.T. Giele, H. Kuijff, R. Kleiss, W.J. Stirling, Multijet production in W, Z events at pp colliders. Phys. Lett. B **224**, 237 (1989). [https://doi.org/10.1016/0370-2693\(89\)91081-2](https://doi.org/10.1016/0370-2693(89)91081-2)
 85. W.T. Giele, W.J. Stirling, Top search at fermilab: multijet signals and backgrounds. Nucl. Phys. B **343**, 14 (1990). [https://doi.org/10.1016/0550-3213\(90\)90592-2](https://doi.org/10.1016/0550-3213(90)90592-2)
 86. E. Gerwick, T. Plehn, S. Schumann, P. Schichtel, Scaling patterns for QCD jets. JHEP **10**, 162 (2012). [https://doi.org/10.1007/JHEP10\(2012\)162](https://doi.org/10.1007/JHEP10(2012)162). arXiv:1208.3676 [hep-ph]
 87. P.W. Battaglia et al., Relational inductive biases, deep learning, and graph networks. (2018). <https://doi.org/10.48550/ARXIV.1806.01261>. arXiv:1806.01261
 88. M. Abadi et al., TensorFlow: large-scale machine learning on heterogeneous distributed systems. (2016). arXiv:1603.04467
 89. W. Verkerke, D. Kirkby, The RooFit toolkit for data modeling. (2003). arXiv:physics/0306116 [physics.data-an]
 90. ATLAS Collaboration, ATLAS b-jet identification performance and efficiency measurement with $t\bar{t}$ events in pp collisions at $\sqrt{s} = 13 \text{ TeV}$. Eur. Phys. J. C **79**, 970 (2019). <https://doi.org/10.1140/epjc/s10052-019-7450-8>. arXiv:1907.05120 [hep-ex]
 91. ATLAS Collaboration, Measurement of the c-jet mistagging efficiency in $t\bar{t}$ events using pp collision data at $\sqrt{s} = 13 \text{ TeV}$ collected with the ATLAS detector. Eur. Phys. J. C **82**, 95 (2021). <https://doi.org/10.1140/epjc/s10052-021-09843-w>. arXiv:2109.10627 [hep-ex]
 92. ATLAS Collaboration, Calibration of the light-flavour jet mistagging efficiency of the b-tagging algorithms with Z + jets events using 139 fb^{-1} of ATLAS proton–proton collision data at $\sqrt{s} = 13 \text{ TeV}$. (2023). arXiv:2301.06319 [hep-ex]
 93. ATLAS Collaboration, Jet energy scale and resolution measured in proton-proton collisions at $\sqrt{s} = 13 \text{ TeV}$ with the ATLAS detector. Eur. Phys. J. C **81**, 689 (2020). <https://doi.org/10.1140/epjc/s10052-021-09402-3>. arXiv:2007.02645 [hep-ex]
 94. ATLAS Collaboration, Jet energy measurement with the ATLAS detector in proton-proton collisions at $\sqrt{s} = 7 \text{ TeV}$. Eur. Phys. J. C **73**, 2304 (2013). <https://doi.org/10.1140/epjc/s10052-013-2304-2>. arXiv:1112.6426 [hep-ex]
 95. ATLAS Collaboration, Jet energy resolution in proton–proton collisions at $\sqrt{s} = 7 \text{ TeV}$ recorded in 2010 with the ATLAS detector. Eur. Phys. J. C **73**, 2306 (2013). <https://doi.org/10.1140/epjc/s10052-013-2306-0>. arXiv:1210.6210 [hep-ex]
 96. ATLAS Collaboration, Performance of pile-up mitigation techniques for jets in pp collisions at $\sqrt{s} = 8 \text{ TeV}$ using the ATLAS detector. Eur. Phys. J. C **76**, 581 (2016). <https://doi.org/10.1140/epjc/s10052-016-4395-z>. arXiv:1510.03823 [hep-ex]
 97. ATLAS Collaboration, Luminosity determination in pp collisions at $\sqrt{s} = 13 \text{ TeV}$ using the ATLAS detector at the LHC. (2022). arXiv:2212.09379 [hep-ex]
 98. G. Avoni et al., The new LUCID-2 detector for luminosity measurement and monitoring in ATLAS. JINST **13**, P07017 (2018). <https://doi.org/10.1088/1748-0221/13/07/P07017>
 99. J. Butterworth et al., PDF4LHC recommendations for LHC Run II. J. Phys. G **43**, 023001 (2016). <https://doi.org/10.1088/0954-3899/43/2/023001>. arXiv:1510.03865 [hep-ph]
 100. ATLAS Collaboration, Measurement of the production cross-section of a single top quark in association with a boson in proton–

- proton collisions at 13 TeV with the ATLAS detector. *Phys. Lett. B* **780**, 557 (2018). <https://doi.org/10.1016/j.physletb.2018.03.023>. [arXiv:1710.03659](https://arxiv.org/abs/1710.03659) [hep-ex]
101. H.E. Faham, tWZ production at NLO in QCD in the SMEFT^{*}, in *14th International Workshop on Top Quark Physics*. (2021). [arXiv:2112.13282](https://arxiv.org/abs/2112.13282) [hep-ph]
 102. O. Bessidskaia Bylund, Modelling Wt and tWZ production at NLO for ATLAS analyses, in *9th International Workshop on Top Quark Physics* (2016). [arXiv:1612.00440](https://arxiv.org/abs/1612.00440) [hep-ph]
 103. ATLAS Collaboration, Measurement of $W^\pm Z$ production cross sections and gauge boson polarisation in pp collisions at $\sqrt{s} = 13 \text{ TeV}$ with the ATLAS detector. *Eur. Phys. J. C* **79**, 535 (2019). <https://doi.org/10.1140/epjc/s10052-019-7027-6>. [arXiv:1902.05759](https://arxiv.org/abs/1902.05759) [hep-ex]
 104. ATLAS Collaboration, Search for new phenomena in events with same-charge leptons and b-jets in pp collisions at $\sqrt{s} = 13 \text{ TeV}$ with the ATLAS detector. *JHEP* **12**, 039 (2018). [https://doi.org/10.1007/JHEP12\(2018\)039](https://doi.org/10.1007/JHEP12(2018)039). [arXiv:1807.11883](https://arxiv.org/abs/1807.11883) [hep-ex]
 105. ATLAS Collaboration, Measurements of inclusive and differential fiducial cross-sections of $t\bar{t}$ production with additional heavy-flavour jets in proton-proton collisions at $\sqrt{s} = 13 \text{ TeV}$ with the ATLAS detector. *JHEP* **04**, 046(2019). [https://doi.org/10.1007/JHEP04\(2019\)046](https://doi.org/10.1007/JHEP04(2019)046). [arXiv:1811.12113](https://arxiv.org/abs/1811.12113) [hep-ex]
 106. G. Cowan, K. Cranmer, E. Gross, O. Vitells, Asymptotic formulae for likelihood-based tests of new physics. *Eur. Phys. J. C* **71**, 1554 (2011). <https://doi.org/10.1140/epjc/s10052-011-1554-0>. [arXiv:1007.1727](https://arxiv.org/abs/1007.1727) [physics.data-an] E[rratum: *Eur. Phys. J. C* **73** (2013) 2501]
 107. S. Baker, R.D. Cousins, Clarification of the use of Chi square and likelihood functions in fits to histograms. *Nucl. Instrum. Methods* **221**, 437 (1984). [https://doi.org/10.1016/0167-5087\(84\)90016-4](https://doi.org/10.1016/0167-5087(84)90016-4)
 108. R.D. Cousins, Generalization of Chi square goodness-of fit test for binned data using saturated models, with application to histograms (2013). https://www.physics.ucla.edu/~cousins/stats/cousins_saturated.pdf
 109. V. Barger, W.-Y. Keung, B. Yencho, Triple-top signal of new physics at the LHC. *Phys. Lett. B* **687**, 70 (2010). <https://doi.org/10.1016/j.physletb.2010.03.001>. [arXiv:1001.0221](https://arxiv.org/abs/1001.0221) [hep-ph]
 110. C.-R. Chen, Searching for new physics with triple-top signal at the LHC. *Phys. Lett. B* **736**, 321 (2014). <https://doi.org/10.1016/j.physletb.2014.07.041>. Accessed 27 Mar 2023
 111. E. Boos, L. Dudko, Triple top quark production in standard model. *Int. J. Mod. Phys. A* **37**, 2250023 (2022). <https://doi.org/10.1142/S0217751X22500233>. [arXiv:2107.07629](https://arxiv.org/abs/2107.07629) [hep-ph]
 112. Q.-H. Cao, S.-L. Chen, Y. Liu, X.-P. Wang, What can we learn from triple top-quark production? *Phys. Rev. D* **100**, 055035 (2019). <https://doi.org/10.1103/PhysRevD.100.055035>. [arXiv:1901.04643](https://arxiv.org/abs/1901.04643) [hep-ph]
 113. H. Khanpour, Probing top quark FCNC couplings in the triple-top signal at the high energy LHC and future circular collider. *Nucl. Phys. B* **958**, 115141 (2020). <https://doi.org/10.1016/j.nuclphysb.2020.115141>. [arXiv:1909.03998](https://arxiv.org/abs/1909.03998) [hep-ph]
 114. ATLAS Collaboration, CP properties of Higgs boson interactions with top quarks in the $t\bar{t}H$ and tH processes using $H \rightarrow \gamma\gamma$ with the ATLAS detector. *Phys. Rev. Lett.* **125**, 061802 (2020). <https://doi.org/10.1103/PhysRevLett.125.061802>. [arXiv:2004.04545](https://arxiv.org/abs/2004.04545) [hep-ex]
 115. CMS Collaboration, Search for production of four top quarks in final states with same-sign or multiple leptons in proton-proton collisions at $\sqrt{s} = 13 \text{ TeV}$. *Eur. Phys. J. C* **80**, 75 (2020). <https://doi.org/10.1140/epjc/s10052-019-7593-7>. [arXiv:1908.06463](https://arxiv.org/abs/1908.06463) [hep-ex]
 116. CMS Collaboration, Search for the production of four top quarks in the single-lepton and opposite-sign dilepton final states in proton-proton collisions at $\sqrt{s} = 13 \text{ TeV}$. *JHEP* **11**, 082 (2019). [https://doi.org/10.1007/JHEP11\(2019\)082](https://doi.org/10.1007/JHEP11(2019)082). [arXiv:1906.02805](https://arxiv.org/abs/1906.02805) [hep-ex]
 117. ATLAS Collaboration, Combined measurements of Higgs boson production and decay using up to 80 fb^{-1} of proton-proton collision data at $\sqrt{s} = 13 \text{ TeV}$ collected with the ATLAS experiment. *Phys. Rev. D* **101**, 012002 (2020). <https://doi.org/10.1103/PhysRevD.101.012002>. [arXiv:1909.02845](https://arxiv.org/abs/1909.02845) [hep-ex]
 118. ATLAS Collaboration, ATLAS Computing Acknowledgements, ATL-SOFT-PUB-2021-003 (2021). <https://cds.cern.ch/record/2776662>. Accessed 27 Mar 2023

ATLAS Collaboration*

G. Aad¹⁰², B. Abbott¹²⁰, K. Abeling⁵⁵, N. J. Abicht⁴⁹, S. H. Abidi²⁹, A. Aboulhorma^{35e}, H. Abramowicz¹⁵¹, H. Abreu¹⁵⁰, Y. Abulaiti¹¹⁷, A. C. Abusleme Hoffman^{137a}, B. S. Acharya^{69a,69b,p}, C. Adam Bourdarios⁴, L. Adamczyk^{86a}, L. Adamek¹⁵⁵, S. V. Addepalli²⁶, M. J. Addison¹⁰¹, J. Adelman¹¹⁵, A. Adiguzel^{21c}, T. Adye¹³⁴, A. A. Affolder¹³⁶, Y. Afik³⁶, M. N. Agaras¹³, J. Agarwala^{73a,73b}, A. Aggarwal¹⁰⁰, C. Agheorghiesei^{27c}, A. Ahmad³⁶, F. Ahmadov^{38.ab}, W. S. Ahmed¹⁰⁴, S. Ahuja⁹⁵, X. Ai^{62a}, G. Aielli^{76a,76b}, M. Ait Tamliah^{35c}, B. Aitbenkhik^{35a}, I. Aizenberg¹⁶⁹, M. Akbiyik¹⁰⁰, T. P. A. Åkesson⁹⁸, A. V. Akimov³⁷, D. Akiyama¹⁶⁸, N. N. Akolkar²⁴, K. Al Khoury⁴¹, G. L. Alberghi^{23b}, J. Albert¹⁶⁵, P. Albicocco⁵³, G. L. Albouy⁶⁰, S. Alderweireldt⁵², M. Aleksa³⁶, I. N. Aleksandrov³⁸, C. Alexa^{27b}, T. Alexopoulos¹⁰, A. Alfonsi¹¹⁴, F. Alfonsi^{23b}, M. Algren⁵⁶, M. Alhroob¹²⁰, B. Ali¹³², H. M. J. Ali⁹¹, S. Ali¹⁴⁸, S. W. Alibocus⁹², M. Aliev³⁷, G. Alimonti^{71a}, W. Alkakh⁵⁵, C. Allaire⁶⁶, B. M. M. Allbrooke¹⁴⁶, J. F. Allen⁵², C. A. Allendes Flores^{137f}, P. P. Allport²⁰, A. Aloisio^{72a,72b}, F. Alonso⁹⁰, C. Alpigianni¹³⁸, M. Alvarez Estevez⁹⁹, A. Alvarez Fernandez¹⁰⁰, M. Alves Cardoso⁵⁶, M. G. Alvigi^{72a,72b}, M. Aly¹⁰¹, Y. Amaral Coutinho^{83b}, A. Ambler¹⁰⁴, C. Amelung³⁶, M. Ameri¹⁰¹, C. G. Ames¹⁰⁹, D. Amidei¹⁰⁶, S. P. Amor Dos Santos^{130a}, K. R. Amos¹⁶³, V. Ananiev¹²⁵, C. Anastopoulos¹³⁹, T. Andeen¹¹, J. K. Anders³⁶, S. Y. Andreev^{47a,47b}, A. Andreatta^{71a,71b}, S. Angelidakis⁹, A. Angerami^{41.ae}, A. V. Anisenkov³⁷, A. Annovi^{74a}, C. Antel⁵⁶, M. T. Anthony¹³⁹, E. Antipov¹⁴⁵, M. Antonelli⁵³, D. J. A. Antrim^{17a}, F. Anulli^{75a}, M. Aoki⁸⁴, T. Aoki¹⁵³, J. A. Aparisi Pozo¹⁶³, M. A. Aparo¹⁴⁶, L. Aperio Bella⁴⁸, C. Appelt¹⁸, A. Apyan²⁶, N. Aranzabal³⁶, C. Arcangeletti⁵³, A. T. H. Arce⁵¹, E. Arena⁹², J-F. Arguin¹⁰⁸, S. Argyropoulos⁵⁴, J.-H. Arling⁴⁸, O. Arnaez⁴, H. Arnold¹¹⁴, Z. P. Arrubarrena Tame¹⁰⁹, G. Artoni^{75a,75b}, H. Asada¹¹¹, K. Asai¹¹⁸, S. Asai¹⁵³, N. A. Asbah⁶¹, J. Assahsah^{35d}, K. Assamagan²⁹, R. Astalos^{28a}, S. Atashi¹⁶⁰, R. J. Atkin^{33a}, M. Atkinson¹⁶², N. B. Atlay¹⁸, H. Atmani^{62b}, P. A. Atlasiddha¹⁰⁶, K. Augsten¹³², S. Auricchio^{72a,72b}, A. D. Aurio²⁰, V. A. Austrup¹⁰¹, G. Avolio³⁶, K. Axiotis⁵⁶, G. Azuelos^{108.ab}, D. Babal^{28b}, H. Bachacou¹³⁵, K. Bachas^{152.s}, A. Bachi³⁴, F. Backman^{47a,47b}, A. Badea⁶¹, P. Bagnaia^{75a,75b}, M. Bahmani¹⁸, A. J. Bailey¹⁶³, V. R. Bailey¹⁶², J. T. Baines¹³⁴, L. Baines⁹⁴, C. Bakalis¹⁰, O. K. Baker¹⁷², E. Bakos¹⁵, D. Bakshi Gupta⁸, R. Balasubramanian¹¹⁴, E. M. Baldin³⁷, P. Balek^{86a}, E. Ballabene^{23b,23a}, F. Balli¹³⁵, L. M. Baltes^{63a}, W. K. Balunas³², J. Balz¹⁰⁰, E. Banas⁸⁷, M. Bandieramonte¹²⁹, A. Bandyopadhyay²⁴, S. Bansal²⁴, L. Barak¹⁵¹, M. Barakat⁴⁸, E. L. Barberio¹⁰⁵, D. Barberis^{57b,57a}, M. Barbero¹⁰², G. Barbour⁹⁶, K. N. Barends^{33a}, T. Barillari¹¹⁰, M.-S. Barisits³⁶, T. Barklow¹⁴³, P. Baron¹²², D. A. Baron Moreno¹⁰¹, A. Baroncelli^{62a}, G. Barone²⁹, A. J. Barr¹²⁶, J. D. Barr⁹⁶, L. Barranco Navarro^{47a,47b}, F. Barreiro⁹⁹, J. Barreiro Guimarães da Costa^{14a}, U. Barron¹⁵¹, M. G. Barros Teixeira^{130a}, S. Barsov³⁷, F. Bartels^{63a}, R. Bartoldus¹⁴³, A. E. Barton⁹¹, P. Bartos^{28a}, A. Basan¹⁰⁰, M. Baselga⁴⁹, A. Bassalat^{66.al}, M. J. Basso^{156a}, C. R. Basson¹⁰¹, R. L. Bates⁵⁹, S. Batlamous^{35c}, J. R. Batley³², B. Batool¹⁴¹, M. Battaglia¹³⁶, D. Battulga¹⁸, M. Bause^{75a,75b}, M. Bauer³⁶, P. Bauer²⁴, L. T. Bazzano Hurrell³⁰, J. B. Beacham⁵¹, T. Beau¹²⁷, P. H. Beauchemin¹⁵⁸, F. Becherer⁵⁴, P. Bechtel²⁴, H. P. Beck^{19.r}, K. Becker¹⁶⁷, A. J. Beddall⁸², V. A. Bednyakov³⁸, C. P. Bee¹⁴⁵, L. J. Beemster¹⁵, T. A. Beermann³⁶, M. Begalli^{83d}, M. Beger²⁹, A. Behera¹⁴⁵, J. K. Behr⁴⁸, J. F. Beirer⁵⁵, F. Beisiegel²⁴, M. Belfkir¹⁵⁹, G. Bella¹⁵¹, L. Bellagamba^{23b}, A. Bellerive³⁴, P. Bellos²⁰, K. Beloborodov³⁷, N. L. Belyaev³⁷, D. Bencheikroun^{35a}, F. Bendebba^{35a}, Y. Benhammou¹⁵¹, M. Benoit²⁹, J. R. Bensinger²⁶, S. Bentvelsen¹¹⁴, L. Beresford⁴⁸, M. Beretta⁵³, E. Bergeas Kuutmann¹⁶¹, N. Berger⁴, B. Bergmann¹³², J. Beringer^{17a}, G. Bernardi⁵, C. Bernius¹⁴³, F. U. Bernlochner²⁴, F. Bernon^{36,102}, T. Berry⁹⁵, P. Berta¹³³, A. Berthold⁵⁰, I. A. Bertram⁹¹, S. Bethke¹¹⁰, A. Betti^{75a,75b}, A. J. Bevan⁹⁴, M. Bhamjee^{33c}, S. Bhatta¹⁴⁵, D. S. Bhattacharya¹⁶⁶, P. Bhattarai²⁶, V. S. Bhopatkar¹²¹, R. Bi^{29.aj}, R. M. Bianchi¹²⁹, G. Bianco^{23a,23b}, O. Biebel¹⁰⁹, R. Bielski¹²³, M. Biglietti^{77a}, T. R. V. Billoud¹³², M. Bindi⁵⁵, A. Bingul^{21b}, C. Bini^{75a,75b}, A. Biondini⁹², C. J. Birch-sykes¹⁰¹, G. A. Bird^{20,134}, M. Birman¹⁶⁹, M. Bires¹³³, T. Bisanz⁴⁹, E. Bisceglie^{43a,43b}, D. Biswas¹⁴¹, A. Bitadze¹⁰¹, K. Björke¹²⁵, I. Bloch⁴⁸, C. Blocker²⁶, A. Blue⁵⁹, U. Blumenschein⁹⁴, J. Blumenthal¹⁰⁰, G. J. Bobbink¹¹⁴, V. S. Bobrovnikov³⁷, M. Boehler⁵⁴, B. Boehm¹⁶⁶, D. Bogavac³⁶, A. G. Bogdanichikov³⁷, C. Bohm^{47a}, V. Boisvert⁹⁵, P. Bokan⁴⁸, T. Bold^{86a}, M. Bomben⁵, M. Bona⁹⁴, M. Boonekamp¹³⁵, C. D. Booth⁹⁵, A. G. Borbély⁵⁹, I. S. Bordulev³⁷, H. M. Borecka-Bielska¹⁰⁸, L. S. Borgna⁹⁶, G. Borissov⁹¹, D. Bortoletto¹²⁶, D. Boscherini^{23b}, M. Bosman¹³, J. D. Bossio Sola³⁶, K. Bouaouda^{35a}, N. Bouchhar¹⁶³, J. Boudreau¹²⁹, E. V. Bouhova-Thacker⁹¹, D. Boumediene⁴⁰, R. Bouquet⁵, A. Boveia¹¹⁹, J. Boyd³⁶, D. Boye²⁹, I. R. Boyko³⁸, J. Bracinik²⁰, N. Brahimi^{62d}, G. Brandt¹⁷¹, O. Brandt³², F. Braren⁴⁸, B. Brau¹⁰³

J. E. Brau¹²³ , R. Brenner¹⁶⁹ , L. Brenner¹¹⁴ , R. Brenner¹⁶¹ , S. Bressler¹⁶⁹ , D. Britton⁵⁹ , D. Britzger¹¹⁰ , I. Brock²⁴ , G. Brooijmans⁴¹ , W. K. Brooks^{137f} , E. Brost²⁹ , L. M. Brown^{165,n} , L. E. Bruce⁶¹ , T. L. Bruckler¹²⁶ , P. A. Bruckman de Renstrom⁸⁷ , B. Brüers⁴⁸ , D. Bruncko^{28b,*} , A. Bruni^{23b} , G. Bruni^{23b} , M. Bruschi^{23b} , N. Bruscinò^{75a,75b} , T. Buanes¹⁶ , Q. Buat¹³⁸ , D. Buchin¹¹⁰ , A. G. Buckley⁵⁹ , M. K. Bugge¹²⁵ , O. Bulekov³⁷ , B. A. Bullard¹⁴³ , S. Burdin⁹² , C. D. Burgard⁴⁹ , A. M. Burger⁴⁰ , B. Burghgrave⁸ , O. Burlayenko⁵⁴ , J. T. P. Burr³² , C. D. Burton¹¹ , J. C. Burzynski¹⁴² , E. L. Busch⁴¹ , V. Büscher¹⁰⁰ , P. J. Bussey⁵⁹ , J. M. Butler²⁵ , C. M. Buttar⁵⁹ , J. M. Butterworth⁹⁶ , W. Buttinger¹³⁴ , C. J. Buxo Vazquez¹⁰⁷ , A. R. Buzykaev³⁷ , G. Cabras^{23b} , S. Cabrera Urbán¹⁶³ , D. Caforio⁵⁸ , H. Cai¹²⁹ , Y. Cai^{14a,14e} , V. M. M. Cairo³⁶ , O. Cakir^{3a}

, N. Calace³⁶ , P. Calafiura^{17a} , G. Calderini¹²⁷ , P. Calfayan⁶⁸ , G. Callea⁵⁹ , L. P. Caloba^{83b} , D. Calvet⁴⁰ , S. Calvet⁴⁰ , T. P. Calvet¹⁰² , M. Calvetti^{74a,74b} , R. Camacho Toro¹²⁷ , S. Camarda³⁶ , D. Camarero Munoz²⁶ , P. Camarri^{76a,76b} , M. T. Camerlingo^{72a,72b} , D. Cameron¹²⁵ , C. Camincher¹⁶⁵ , M. Campanelli⁹⁶ , A. Camplani⁴² , V. Canale^{72a,72b} , A. Canesse¹⁰⁴ , M. Cano Bret⁸⁰ , J. Cantero¹⁶³ , Y. Cao¹⁶² , F. Capocasa²⁶ , M. Capua^{43b,43a} , A. Carbone^{71a,71b} , R. Cardarelli^{76a} , J. C. J. Cardenas⁸ , F. Cardillo¹⁶³ , T. Carli³⁶ , G. Carlino^{72a} , J. I. Carlotto¹³ , B. T. Carlson^{129,t} , E. M. Carlson^{165,156a} , L. Carminati^{71a,71b} , A. Carnelli¹³⁵ , M. Carnesale^{75a,75b} , S. Caron¹¹³ , E. Carquin^{137f} , S. Carrá^{71a,71b} , G. Carratta^{23b,23a} , F. Carrio Argos^{33g} , J. W. S. Carter¹⁵⁵ , T. M. Carter⁵² , M. P. Casado^{13,j} , M. Caspar⁴⁸ , E. G. Castiglia¹⁷² , F. L. Castillo⁴ , L. Castillo Garcia¹³ , V. Castillo Gimenez¹⁶³ , N. F. Castro^{130a,130c}

, A. Catinaccio³⁶ , J. R. Catmore¹²⁵ , V. Cavaliere²⁹ , N. Cavalli^{23b,23a} , V. Cavasinni^{74a,74b} , Y. C. Cekmecelioglu⁴⁸ , E. Celebi^{21a} , F. Celli¹²⁶ , M. S. Centonze^{70a,70b} , K. Cerny¹²² , A. S. Cerqueira^{83a} , A. Cerri¹⁴⁶ , L. Cerrito^{76a,76b} , F. Cerutti^{17a} , B. Cervato¹⁴¹ , A. Cervelli^{23b} , G. Cesarini⁵³ , S. A. Cetin⁸² , Z. Chadi^{35a} , D. Chakraborty¹¹⁵ , M. Chala^{130f} , J. Chan¹⁷⁰ , W. Y. Chan¹⁵³ , J. D. Chapman³² , E. Chapon¹³⁵ , B. Chargeishvili^{149b} , D. G. Charlton²⁰ , T. P. Charman⁹⁴ , M. Chatterjee¹⁹ , C. Chauhan¹³³ , S. Chekanov⁶ , S. V. Chekulaev^{156a} , G. A. Chelkov^{38,a} , A. Chen¹⁰⁶ , B. Chen¹⁵¹ , B. Chen¹⁶⁵ , H. Chen^{14c} , H. Chen²⁹ , J. Chen^{62c} , J. Chen¹⁴² , M. Chen¹²⁶ , S. Chen¹⁵³ , S. J. Chen^{14c} , X. Chen^{62c} , X. Chen^{14b,ag} , Y. Chen^{62a} , C. L. Cheng¹⁷⁰ , H. C. Cheng^{64a} , S. Cheong¹⁴³ , A. Cheplakov³⁸ , E. Cheremushkina⁴⁸ , E. Cherepanova¹¹⁴

, R. Cherkaoui El Moursli^{35e} , E. Cheu⁷ , K. Cheung⁶⁵ , L. Chevalier¹³⁵ , V. Chiarella⁵³ , G. Chiarelli^{74a} , N. Chiedde¹⁰² , G. Chiodini^{70a} , A. S. Chisholm²⁰ , A. Chitan^{27b} , M. Chitishvili¹⁶³ , M. V. Chizhov³⁸ , K. Choi¹¹ , A. R. Chomont^{75a,75b} , Y. Chou¹⁰³ , E. Y. S. Chow¹¹⁴ , T. Chowdhury^{33g} , K. L. Chu¹⁶⁹ , M. C. Chu^{64a} , X. Chu^{14a,14e} , J. Chudoba¹³¹ , J. J. Chwastowski⁸⁷ , D. Cieri¹¹⁰ , K. M. Ciesla^{86a} , V. Cindro⁹³ , A. Ciocio^{17a} , F. Ciroto^{72a,72b} , Z. H. Citron¹⁶⁹ , M. Citterio^{71a} , D. A. Ciubotaru^{27b} , B. M. Ciungu¹⁵⁵ , A. Clark⁵⁶ , P. J. Clark⁵² , J. M. Clavijo Columbie⁴⁸ , S. E. Clawson⁴⁸ , C. Clement^{47a,47b} , J. Clercx⁴⁸ , L. Clissa^{23a,23b} , Y. Coadou¹⁰² , M. Cobal^{69a,69c} , A. Coccaro^{57b} , R. F. Coelho Barrue^{130a} , R. Coelho Lopes De Sa¹⁰³ , S. Coelli^{71a} , H. Cohen¹⁵¹ , A. E. C. Coimbra^{71a,71b} , B. Cole⁴¹ , J. Collot⁶⁰ , P. Conde Muñio^{130a,130g} , M. P. Connell^{33c} , S. H. Connell^{33c} , I. A. Connelly⁵⁹

, E. I. Conroy¹²⁶ , F. Conventi^{72a,ai} , H. G. Cooke²⁰ , A. M. Cooper-Sarkar¹²⁶ , A. Cordeiro Oudot Choi¹²⁷ , F. Cormier¹⁶⁴ , L. D. Corpe⁴⁰ , M. Corradi^{75a,75b} , F. Corriveau^{104,z} , A. Cortes-Gonzalez¹⁸ , M. J. Costa¹⁶³ , F. Costanza⁴ , D. Costanzo¹³⁹ , B. M. Cote¹¹⁹ , G. Cowan⁹⁵ , K. Cranmer¹⁷⁰ , D. Cremonini^{23a,23b} , S. Crépe-Renaudin⁶⁰ , F. Crescioli¹²⁷ , M. Cristinziani¹⁴¹ , M. Cristoforetti^{78a,78b} , V. Croft¹¹⁴ , J. E. Crosby¹²¹ , G. Crossetti^{43a,43b} , A. Cueto⁹⁹ , T. Cuhadar Donszelmann¹⁶⁰ , H. Cui^{14a,14e} , Z. Cui⁷ , W. R. Cunningham⁵⁹ , F. Curcio^{43a,43b} , P. Czodrowski³⁶ , M. M. Czurylo^{63b} , M. J. Da Cunha Sargedas De Sousa^{62a} , J. V. Da Fonseca Pinto^{83b} , C. Da Via¹⁰¹ , W. Dabrowski^{86a} , T. Dado⁴⁹ , S. Dahbi^{33g} , T. Dai¹⁰⁶ , C. Dallapiccola¹⁰³ , M. Dam⁴² , G. D'amen²⁹ , V. D'Amico¹⁰⁹ , J. Damp¹⁰⁰ , J. R. Dandoy¹²⁸ , M. F. Daneri³⁰ , M. Danninger¹⁴² , V. Dao³⁶ , G. Darbo^{57b} , S. Darmora⁶ , S. J. Das²⁹ , S. D'Auria^{71a,71b}









































































































































































































































































, C. David^{156b} , T. Davidek¹³³ , B. Davis-Purcell³⁴ , I. Dawson⁹⁴ , H. A. Day-hall¹³² , K. De⁸ , R. De Asmundis^{72a} , N. De Biase⁴⁸ , S. De Castro^{23a,23b} , N. De Groot¹¹³ , P. de Jong¹¹⁴ , H. De la Torre¹⁰⁷ , A. De Maria^{14c} , A. De Salvo^{75a} , U. De Sanctis^{76a,76b} , A. De Santo¹⁴⁶ , J. B. De Vivie De Regie⁶⁰ , D. V. Dedovich³⁸ , J. Degens¹¹⁴ , A. M. Deiana⁴⁴ , F. Del Corso^{23a,23b} , J. Del Peso⁹⁹ , F. Del Rio^{63a} , F. Deliot¹³⁵ , C. M. Delitzsch

L. Diehl⁵⁴, S. Díez Cornell⁴⁸, C. Díez Pardos¹⁴¹, C. Dimitriadis^{24,161}, A. Dimitrievska^{17a}, J. Dingfelder²⁴, I. M. Dinu^{27b}, S. J. Dittmeier^{63b}, F. Dittus³⁶, F. Djama¹⁰², T. Djobava^{149b}, J. I. Djuvsland¹⁶, C. Doglioni^{98,101}, J. Dolejsi¹³³, Z. Dolezal¹³³, M. Donadelli^{83c}, B. Dong¹⁰⁷, J. Donini⁴⁰, A. D'Onofrio^{77a,77b}, M. D'Onofrio⁹², J. Dopke¹³⁴, A. Doria^{72a}, N. Dos Santos Fernandes^{130a}, M. T. Dova⁹⁰, A. T. Doyle⁵⁹, M. A. Draguet¹²⁶, E. Dreyer¹⁶⁹, I. Drivas-koulouris¹⁰, A. S. Drobac¹⁵⁸, M. Drozdova⁵⁶, D. Du^{62a}, T. A. du Pree¹¹⁴, F. Dubinin³⁷, M. Dubovsky^{28a}, E. Duchovni¹⁶⁹, G. Duckeck¹⁰⁹, O. A. Ducu^{27b}, D. Duda⁵², A. Dudarev³⁶, E. R. Duden²⁶, M. D'uffizi¹⁰¹, L. Duflot⁶⁶, M. Dührssen³⁶, C. Dülsen¹⁷¹, A. E. Dumitriu^{27b}, M. Dunford^{63a}, S. Dungs⁴⁹, K. Dunne^{47a,47b}, A. Duperrin¹⁰², H. Duran Yildiz^{3a}, M. Düren⁵⁸, A. Durglishvili^{149b}, G. P. O. Durieux⁸, B. L. Dwyer¹¹⁵, G. I. Dyckes^{17a}, M. Dyndal^{86a}, S. Dysch¹⁰¹, B. S. Dziedzic⁸⁷, Z. O. Earnshaw¹⁴⁶, G. H. Eberwein¹²⁶, B. Eckerova^{28a}, S. Eggebrecht⁵⁵, M. G. Eggleston⁵¹, E. Egidio Purcino De Souza¹²⁷, L. F. Ehrke⁵⁶, G. Eigen¹⁶, K. Einsweiler^{17a}, T. Ekelof¹⁶¹, P. A. Ekman⁹⁸, S. El Farkh^{35b}, Y. El Ghazali^{35b}, H. El Jarrari^{35e,148}, A. El Moussaouy^{35a}, V. Ellajosyula¹⁶¹, M. Ellert¹⁶¹, F. Ellinghaus¹⁷¹, A. A. Elliot⁹⁴, N. Ellis³⁶, J. Elmsheuser²⁹, M. Elsing³⁶, D. Emelianov¹³⁴, Y. Enari¹⁵³, I. Ene^{17a}, S. Epari¹³, J. Erdmann⁴⁹, P. A. Erland⁸⁷, M. Errenst¹⁷¹, M. Escalier⁶⁶, C. Escobar¹⁶³, E. Etzion¹⁵¹, G. Evans^{130a}, H. Evans⁶⁸, L. S. Evans⁹⁵, M. O. Evans¹⁴⁶, A. Ezhilov³⁷, S. Ezzarqtouni^{35a}, F. Fabbri⁵⁹, L. Fabbri^{23a,23b}, G. Facini⁹⁶, V. Fadeyev¹³⁶, R. M. Fakhruddinov³⁷, S. Falciano^{75a}, L. F. Falda Ulhoa Coelho³⁶, P. J. Falke²⁴, J. Faltova¹³³, C. Fan¹⁶², Y. Fan^{14a}, Y. Fang^{14a,14e}, M. Fanti^{71a,71b}, M. Faraj^{69a,69b}, Z. Farazpay⁹⁷, A. Farbin⁸, A. Farilla^{77a}, T. Farooque¹⁰⁷, S. M. Farrington⁵², F. Fassi^{35e}, D. Fassouliotis⁹, M. Fauci Giannelli^{76a,76b}, W. J. Fawcett³², L. Fayard⁶⁶, P. Federic¹³³, P. Federicova¹³¹, O. L. Fedin^{37a}, G. Fedotov³⁷, M. Feickert¹⁷⁰, L. Feligioni¹⁰², D. E. Fellers¹²³, C. Feng^{62b}, M. Feng^{14b}, Z. Feng¹¹⁴, M. J. Fenton¹⁶⁰, A. B. Fenyuk³⁷, L. Ferencz⁴⁸, R. A. M. Ferguson⁹¹, S. I. Fernandez Luengo^{137f}, M. J. V. Fernoux¹⁰², J. Ferrando⁴⁸, A. Ferrari¹⁶¹, P. Ferrari^{113,114}, R. Ferrari^{73a}, D. Ferrere⁵⁶, C. Ferretti¹⁰⁶, F. Fiedler¹⁰⁰, A. Filipčić⁹³, E. K. Filmer¹, F. Filthaut¹¹³, M. C. N. Fiolhais^{130a,130c}, L. Fiorini¹⁶³, W. C. Fisher¹⁰⁷, T. Fitschen¹⁰¹, P. M. Fitzhugh¹³⁵, I. Fleck¹⁴¹, P. Fleischmann¹⁰⁶, T. Flick¹⁷¹, L. Flores¹²⁸, M. Flores^{33d}, L. R. Flores Castillo^{64a}, L. Flores Sanz De Acedo³⁶, F. M. Follega^{78a,78b}, N. Fomin¹⁶, J. H. Foo¹⁵⁵, B. C. Forland⁶⁸, A. Formica¹³⁵, A. C. Forti¹⁰¹, E. Fortin³⁶, A. W. Fortman⁶¹, M. G. Foti^{17a}, L. Fountas⁹, D. Fournier⁶⁶, H. Fox⁹¹, P. Francavilla^{74a,74b}, S. Francescato⁶¹, S. Franchellucci⁵⁶, M. Franchini^{23a,23b}, S. Franchino^{63a}, D. Francis³⁶, L. Franco¹¹³, L. Franconi⁴⁸, M. Franklin⁶¹, G. Frattari²⁶, A. C. Freegard⁹⁴, W. S. Freund^{83b}, Y. Y. Frid¹⁵¹, N. Fritzsche⁵⁰, A. Froch⁵⁴, D. Froidevaux³⁶, J. A. Frost¹²⁶, Y. Fu^{62a}, M. Fujimoto¹¹⁸, E. Fullana Torregrosa^{163,*}, K. Y. Fung^{64a}, E. Furtado De Simas Filho^{83b}, M. Furukawa¹⁵³, J. Fuster¹⁶³, A. Gabrielli^{23a,23b}, A. Gabrielli¹⁵⁵, P. Gadov³⁶, G. Gagliardi^{57a,57b}, L. G. Gagnon^{17a}, E. J. Gallas¹²⁶, B. J. Gallop¹³⁴, K. K. Gan¹¹⁹, S. Ganguly¹⁵³, J. Gao^{62a}, Y. Gao⁵², F. M. Garay Walls^{137a,137b}, B. Garcia^{29,aj}, C. García¹⁶³, A. Garcia Alonso¹¹⁴, A. G. Garcia Caffaro¹⁷², J. E. García Navarro¹⁶³, M. Garcia-Sciveres^{17a}, G. L. Gardner¹²⁸, R. W. Gardner³⁹, N. Garelli¹⁵⁸, D. Garg⁸⁰, R. B. Garg¹⁴³, J. M. Gargan⁵², C. A. Garner¹⁵⁵, S. J. Gasiorowski¹³⁸, P. Gaspar^{83b}, G. Gaudio^{73a}, V. Gautam¹³, P. Gauzzi^{75a,75b}, I. L. Gavrilenko³⁷, A. Gavriluk³⁷, C. Gay¹⁶⁴, G. Gaycken⁴⁸, E. N. Gazis¹⁰, A. A. Geanta^{27b}, C. M. Gee¹³⁶, C. Gemme^{57b}, M. H. Genest⁶⁰, S. Gentile^{75a,75b}, S. George⁹⁵, W. F. George²⁰, T. Gerasis⁴⁶, P. Gessinger-Befurt³⁶, M. E. Geyik¹⁷¹, M. Ghneimat¹⁴¹, K. Ghorbanian⁹⁴, A. Ghosal¹⁴¹, A. Ghosh¹⁶⁰, A. Ghosh⁷, B. Giacobbe^{23b}, S. Giagu^{75a,75b}, P. Giannetti^{74a}, A. Giannini^{62a}, S. M. Gibson⁹⁵, M. Gignac¹³⁶, D. T. Gil^{86b}, A. K. Gilbert^{86a}, B. J. Gilbert⁴¹, D. Gillberg³⁴, G. Gilles¹¹⁴, N. E. K. Gillwald⁴⁸, L. Ginabat¹²⁷, D. M. Gingrich^{2,ah}, M. P. Giordani^{69a,69c}, P. F. Giraud¹³⁵, G. Giugliarelli^{69a,69c}, D. Giugni^{71a}, F. Giuli³⁶, I. Gkialas^{9,k}, L. K. Gladilin³⁷, C. Glasman⁹⁹, G. R. Gledhill¹²³, G. Glemža⁴⁸, M. Glisic¹²³, I. Gnesi^{43b,f}, Y. Go^{29,aj}, M. Goblirsch-Kolb³⁶, B. Gocke⁴⁹, D. Godin¹⁰⁸, B. Gokturk^{21a}, S. Goldfarb¹⁰⁵, T. Golling⁵⁶, M. G. D. Gololo^{33g}, D. Golubkov³⁷, J. P. Gombas¹⁰⁷, A. Gomes^{130a,130b}, G. Gomes Da Silva¹⁴¹, A. J. Gomez Delegido¹⁶³, R. Gonçalves^{130a,130c}, G. Gonella¹²³, L. Gonella²⁰, A. Gongadze^{149c}, F. Gonnella²⁰, J. L. Gonski⁴¹, R. Y. González Andana⁵², S. González de la Hoz¹⁶³, S. Gonzalez Fernandez¹³, R. Gonzalez Lopez⁹², C. Gonzalez Renteria^{17a}, R. Gonzalez Suarez¹⁶¹, S. Gonzalez-Sevilla⁵⁶, G. R. Gonzalvo Rodriguez¹⁶³, L. Goossens³⁶, P. A. Gorbounov³⁷, B. Gorini³⁶, E. Gorini^{70a,70b}, A. Gorišek⁹³, T. C. Gosart¹²⁸, A. T. Goshaw⁵¹, M. I. Gostkin³⁸, S. Goswami¹²¹, C. A. Gottardo³⁶, M. Gouighri^{35b}, V. Goumarre⁴⁸, A. G. Goussiou¹³⁸, N. Govender^{33c}, I. Grabowska-Bold^{86a}, K. Graham³⁴, E. Gramstad¹²⁵, S. Grancagnolo^{70a,70b}, M. Grandi¹⁴⁶, P. M. Gravila^{27f}, F. G. Gravili^{70a,70b}, H. M. Gray^{17a}, M. Greco^{70a,70b}, C. Grefe²⁴, I. M. Gregor⁴⁸, P. Grenier¹⁴³, C. Grieco¹³, A. A. Grillo¹³⁶, K. Grimm³¹, S. Grinstein^{13,w}, J.-F. Grivaz⁶⁶, E. Gross¹⁶⁹, J. Grosse-Knetter⁵⁵, C. Grud¹⁰⁶

J. C. Grundy¹²⁶, L. Guan¹⁰⁶, W. Guan¹⁷⁰, C. Gubbels¹⁶⁴, J. G. R. Guerrero Rojas¹⁶³, G. Guerrieri^{69a,69c}, F. Guescini¹¹⁰, R. Gugel¹⁰⁰, J. A. M. Guhit¹⁰⁶, A. Guida¹⁸, T. Guillemín⁴, E. Guilloton^{134,167}, S. Guindon³⁶, F. Guo^{14a,14e}, J. Guo^{62c}, L. Guo⁴⁸, Y. Guo¹⁰⁶, R. Gupta⁴⁸, S. Gurbuz²⁴, S. S. Gurdasani⁵⁴, G. Gustavino³⁶, M. Guth⁵⁶, P. Gutierrez¹²⁰, L. F. Gutierrez Zagazeta¹²⁸, C. Gutschow⁹⁶, C. Gwenlan¹²⁶, C. B. Gwilliam⁹², E. S. Haaland¹²⁵, A. Haas¹¹⁷, M. Habedank⁴⁸, C. Haber^{17a}, H. K. Hadavand⁸, A. Hadeef¹⁰⁰, S. Hadzic¹¹⁰, J. J. Hahn¹⁴¹, E. H. Haines⁹⁶, M. Haleem¹⁶⁶, J. Haley¹²¹, J. J. Hall¹³⁹, G. D. Hallewell¹⁰², L. Halser¹⁹, K. Hamano¹⁶⁵, H. Hamdaoui^{35e}, M. Hamer²⁴, G. N. Hamity⁵², E. J. Hampshire⁹⁵, J. Han^{62b}, K. Han^{62a}, L. Han^{14c}, L. Han^{62a}, S. Han^{17a}, Y. F. Han¹⁵⁵, K. Hanagaki⁸⁴, M. Hance¹³⁶, D. A. Hangal^{41,ae}, H. Hanif¹⁴², M. D. Hank¹²⁸, R. Hankache¹⁰¹, J. B. Hansen⁴², J. D. Hansen⁴², P. H. Hansen⁴², K. Hara¹⁵⁷, D. Harada⁵⁶, T. Harenberg¹⁷¹, S. Harkusha³⁷, M. L. Harris¹⁰³, Y. T. Harris¹²⁶, J. Harrison¹³, N. M. Harrison¹¹⁹, P. F. Harrison¹⁶⁷, N. M. Hartman¹⁴³, N. M. Hartmann¹⁰⁹, Y. Hasegawa¹⁴⁰, A. Hasib⁵², S. Haug¹⁹, R. Hauser¹⁰⁷, C. M. Hawkes²⁰, R. J. Hawkins³⁶, Y. Hayashi¹⁵³, S. Hayashida¹¹¹, D. Hayden¹⁰⁷, C. Hayes¹⁰⁶, R. L. Hayes¹¹⁴, C. P. Hays¹²⁶, J. M. Hays⁹⁴, H. S. Hayward⁹², F. He^{62a}, M. He^{14a,14e}, Y. He¹⁵⁴, Y. He¹²⁷, N. B. Heatley⁹⁴, V. Hedberg⁹⁸, A. L. Heggelund¹²⁵, N. D. Hehir⁹⁴, C. Heidegger⁵⁴, K. K. Heidegger⁵⁴, W. D. Heidorn⁸¹, J. Heilman³⁴, S. Heim⁴⁸, T. Heim^{17a}, J. G. Heinlein¹²⁸, J. J. Heinrich¹²³, L. Heinrich¹¹⁰, J. Hejbal¹³¹, L. Helary⁴⁸, A. Held¹⁷⁰, S. Hellesund¹⁶, C. M. Helling¹⁶⁴, S. Hellman^{47a,47b}, R. C. W. Henderson⁹¹, L. Henkelmann³², A. M. Henriques Correia³⁶, H. Herde⁹⁸, Y. Hernández Jiménez¹⁴⁵, L. M. Herrmann²⁴, T. Herrmann⁵⁰, G. Herten⁵⁴, R. Hertenberger¹⁰⁹, L. Hervas³⁶, M. E. Hespino¹⁰⁰, N. P. Hessey^{156a}, H. Hibi⁸⁵, S. J. Hillier²⁰, J. R. Hinds¹⁰⁷, F. Hinterkeuser²⁴, M. Hirose¹²⁴, S. Hirose¹⁵⁷, D. Hirschbuehl¹⁷¹, T. G. Hitchings¹⁰¹, B. Hiti⁹³, J. Hobbs¹⁴⁵, R. Hobincu^{27e}, N. Hod¹⁶⁹, M. C. Hodgkinson¹³⁹, B. H. Hodgkinson³², A. Hoecker³⁶, J. Hofer⁴⁸, T. Holm²⁴, M. Holzbock¹¹⁰, L. B. A. H. Hommels³², B. P. Honan¹⁰¹, J. Hong^{62c}, T. M. Hong¹²⁹, B. H. Hooberman¹⁶², W. H. Hopkins⁶, Y. Horii¹¹¹, S. Hou¹⁴⁸, A. S. Howard⁹³, J. Howarth⁵⁹, J. Hoya⁶, M. Hrabovsky¹²², A. Hrynevich⁴⁸, T. Hryn'ova⁴, P. J. Hsu⁶⁵, S.-C. Hsu¹³⁸, Q. Hu⁴¹, Y. F. Hu^{14a,14e}, S. Huang^{64b}, X. Huang^{14c}, Y. Huang^{139,m}, Y. Huang^{14a}, Z. Huang¹⁰¹, Z. Hubacek¹³², M. Huebner²⁴, F. Huegging²⁴, T. B. Huffman¹²⁶, C. A. Hugli⁴⁸, M. Huhtinen³⁶, S. K. Huiberts¹⁶, R. Hulsken¹⁰⁴, N. Huseynov^{12,a}, J. Huston¹⁰⁷, J. Huth⁶¹, R. Hyneman¹⁴³, G. Iacobucci⁵⁶, G. Iakovidis²⁹, I. Ibragimov¹⁴¹, L. Iconomidou-Fayard⁶⁶, P. Iengo^{72a,72b}, R. Iguchi¹⁵³, T. Iizawa⁸⁴, Y. Ikegami⁸⁴, N. Ilic¹⁵⁵, H. Imam^{35a}, M. Ince Lezki⁵⁶, T. Ingebretsen Carlson^{47a,47b}, G. Introzzi^{73a,73b}, M. Iodice^{77a}, V. Ippolito^{75a,75b}, R. K. Irwin⁹², M. Ishino¹⁵³, W. Islam¹⁷⁰, C. Issever^{18,48}, S. Istin^{21a}, H. Ito¹⁶⁸, J. M. Iturbe Ponce^{64a}, R. Iuppa^{78a,78b}, A. Ivina¹⁶⁹, J. M. Izen⁴⁵, V. Izzo^{72a}, P. Jacka^{131,132}, P. Jackson¹, R. M. Jacobs⁴⁸, B. P. Jaeger¹⁴², C. S. Jagfeld¹⁰⁹, P. Jain⁵⁴, G. Jäkel¹⁷¹, K. Jakobs⁵⁴, T. Jakoubek¹⁶⁹, J. Jamieson⁵⁹, K. W. Janas^{86a}, A. E. Jaspan⁹², M. Javurkova¹⁰³, F. Jeanneau¹³⁵, L. Jeanty¹²³, J. Jejelava^{149a,ac}, P. Jenni^{54,h}, C. E. Jessiman³⁴, S. Jézéquel⁴, C. Jia^{62b}, J. Jia¹⁴⁵, X. Jia⁶¹, X. Jia^{14a,14e}, Z. Jia^{14c}, Y. Jiang^{62a}, S. Jiggins⁴⁸, J. Jimenez Pena¹³, S. Jin^{14c}, A. Jinaru^{27b}, O. Jinnouchi¹⁵⁴, P. Johansson¹³⁹, K. A. Johns⁷, J. W. Johnson¹³⁶, D. M. Jones³², E. Jones⁴⁸, P. Jones³², R. W. L. Jones⁹¹, T. J. Jones⁹², R. Joshi¹¹⁹, J. Jovicevic¹⁵, X. Ju^{17a}, J. J. Junggeburth³⁶, T. Junkermann^{63a}, A. Juste Rozas^{13,w}, M. K. Juzek⁸⁷, S. Kabana^{137e}, A. Kaczmarek⁸⁷, M. Kado¹¹⁰, H. Kagan¹¹⁹, M. Kagan¹⁴³, A. Kahn⁴¹, A. Kahn¹²⁸, C. Kahra¹⁰⁰, T. Kaji¹⁶⁸, E. Kajomovitz¹⁵⁰, N. Kakati¹⁶⁹, I. Kalaitzidou⁵⁴, C. W. Kalderon²⁹, A. Kamenshchikov¹⁵⁵, S. Kanayama¹⁵⁴, N. J. Kang¹³⁶, D. Kar^{33g}, K. Karava¹²⁶, M. J. Kareem^{156b}, E. Karentzos⁵⁴, I. Karkanas¹⁵², O. Karkout¹¹⁴, S. N. Karpov³⁸, Z. M. Karpova³⁸, V. Kartvelishvili⁹¹, A. N. Karyukhin³⁷, E. Kasimi¹⁵², J. Katzy⁴⁸, S. Kaur³⁴, K. Kawade¹⁴⁰, M. P. Kawale¹²⁰, T. Kawamoto¹³⁵, E. F. Kay³⁶, F. I. Kaya¹⁵⁸, S. Kazakos¹⁰⁷, V. F. Kazanin³⁷, Y. Ke¹⁴⁵, J. M. Keaveney^{33a}, R. Keeler¹⁶⁵, G. V. Kehris⁶¹, J. S. Keller³⁴, A. S. Kelly⁹⁶, J. J. Kempster¹⁴⁶, K. E. Kennedy⁴¹, P. D. Kennedy¹⁰⁰, O. Kepka¹³¹, B. P. Kerridge¹⁶⁷, S. Kersten¹⁷¹, B. P. Kerševan⁹³, S. Keshri⁶⁶, L. Keszeghova^{28a}, S. Ketabchi Haghighat¹⁵⁵, M. Khandoga¹²⁷, A. Khanov¹²¹, A. G. Kharlamov³⁷, T. Kharlamova³⁷, E. E. Khoda¹³⁸, T. J. Khoo¹⁸, G. Khoraiuli¹⁶⁶, J. Khubua^{149b}, Y. A. R. Khwaira⁶⁶, A. Kilgallon¹²³, D. W. Kim^{47a,47b}, Y. K. Kim³⁹, N. Kimura⁹⁶, A. Kirchoff⁵⁵, C. Kirfel²⁴, F. Kirfel²⁴, J. Kirk¹³⁴, A. E. Kiryunin¹¹⁰, C. Kitsaki¹⁰, O. Kivernyk²⁴, M. Klassen^{63a}, C. Klein³⁴, L. Klein¹⁶⁶, M. H. Klein¹⁰⁶, M. Klein⁹², S. B. Klein⁵⁶, U. Klein⁹², P. Klimek³⁶, A. Klimentov²⁹, T. Klioutchnikova³⁶, P. Kluit¹¹⁴, S. Kluth¹¹⁰, E. Kneringer⁷⁹, T. M. Knight¹⁵⁵, A. Knue⁵⁴, R. Kobayashi⁸⁸, S. F. Koch¹²⁶, M. Kocian¹⁴³, P. Kodyš¹³³, D. M. Koeck¹²³, P. T. Koenig²⁴, T. Koffas³⁴, M. Kolb¹³⁵, I. Koletsou⁴, T. Komarek¹²², K. Köneke⁵⁴, A. X. Y. Kong¹, T. Kono¹¹⁸, N. Konstantinidis⁹⁶, B. Konya⁹⁸, R. Kopeliansky⁶⁸

S. Koperny^{86a}, K. Korcyl⁸⁷, K. Kordas^{152,e}, G. Koren¹⁵¹, A. Korn⁹⁶, S. Korn⁵⁵, I. Korolkov¹³, N. Korotkova³⁷, B. Kortman¹¹⁴, O. Kortner¹¹⁰, S. Kortner¹¹⁰, W. H. Kostecka¹¹⁵, V. V. Kostyukhin¹⁴¹, A. Kotsokechagia¹³⁵, A. Kotwal⁵¹, A. Koulouris³⁶, A. Kourkoumeli-Charalampidi^{73a,73b}, C. Kourkoumelis⁹, E. Kourlitis¹¹⁰, O. Kovanda¹⁴⁶, R. Kowalewski¹⁶⁵, W. Kozanecki¹³⁵, A. S. Kozhin³⁷, V. A. Kramarenko³⁷, G. Kramberger⁹³, P. Kramer¹⁰⁰, M. W. Krasny¹²⁷, A. Krasznahorkay³⁶, J. W. Kraus¹⁷¹, J. A. Kremer¹⁰⁰, T. Kresse⁵⁰, J. Kretzschmar⁹², K. Kreul¹⁸, P. Krieger¹⁵⁵, S. Krishnamurthy¹⁰³, M. Krivos¹³³, K. Krizka²⁰, K. Kroeninger⁴⁹, H. Kroha¹¹⁰, J. Kroll¹³¹, J. Kroll¹²⁸, K. S. Krowpman¹⁰⁷, U. Kruchonak³⁸, H. Krüger²⁴, N. Krumnack⁸¹, M. C. Kruse⁵¹, J. A. Krzysiak⁸⁷, O. Kuchinskaia³⁷, S. Kuday^{3a}, S. Kuehn³⁶, R. Kuesters⁵⁴, T. Kuhl⁴⁸, V. Kukhtin³⁸, Y. Kulchitsky^{37,a}, S. Kuleshov^{137b,137d}, M. Kumar^{33g}, N. Kumari¹⁰², A. Kupco¹³¹, T. Kupfer⁴⁹, A. Kupich³⁷, O. Kuprash⁵⁴, H. Kurashige⁸⁵, L. L. Kurchaninov^{156a}, O. Kurdysh⁶⁶, Y. A. Kurochkin³⁷, A. Kurova³⁷, M. Kuze¹⁵⁴, A. K. Kvam¹⁰³, J. Kvita¹²², T. Kwan¹⁰⁴, N. G. Kyriacou¹⁰⁶, L. A. O. Laatu¹⁰², C. Lacasta¹⁶³, F. Lacava^{75a,75b}, H. Lacker¹⁸, D. Lacour¹²⁷, N. N. Lad⁹⁶, E. Ladygin³⁸, B. Laforge¹²⁷, T. Lagouri^{137e}, S. Lai⁵⁵, I. K. Lakomicz^{86a}, N. Lalloue⁶⁰, J. E. Lambert^{165,n}, S. Lammers⁶⁸, W. Lampl⁷, C. Lampoudis^{152,e}, A. N. Lancaster¹¹⁵, E. Lançon²⁹, U. Landgraf⁵⁴, M. P. J. Landon⁹⁴, V. S. Lang⁵⁴, R. J. Langenberg¹⁰³, O. K. B. Langrekken¹²⁵, A. J. Lankford¹⁶⁰, F. Lanni³⁶, K. Lantzsch²⁴, A. Lanza^{73a}, A. Lapertosa^{57a,57b}, J. F. Laporte¹³⁵, T. Lari^{71a}, F. Lasagni Manghi^{23b}, M. Lassnig³⁶, V. Latonova¹³¹, A. Laudrain¹⁰⁰, A. Laurier¹⁵⁰, S. D. Lawlor⁹⁵, Z. Lawrence¹⁰¹, M. Lazzaroni^{71a,71b}, B. Le¹⁰¹, E. M. Le Boulicaut⁵¹, B. Leban⁹³, A. Lebedev⁸¹, M. LeBlanc³⁶, F. Ledroit-Guillon⁶⁰, A. C. A. Lee⁹⁶, S. C. Lee¹⁴⁸, S. Lee^{47a,47b}, T. F. Lee⁹², T. Lee^{17a}, L. L. Leeuw^{33c}, H. P. Lefebvre⁹⁵, M. Lefebvre¹⁶⁵, C. Leggett^{17a}, G. Lehmann Miotto³⁶, M. Leigh⁵⁶, W. A. Leight¹⁰³, W. Leinonen¹¹³, A. Leisos^{152,v}, M. A. L. Leite^{83c}, C. E. Leitgeb⁴⁸, R. Leitner¹³³, K. J. C. Leney⁴⁴, T. Lenz²⁴, S. Leone^{74a}, C. Leonidopoulos⁵², A. Leopold¹⁴⁴, C. Leroy¹⁰⁸, R. Les¹⁰⁷, C. G. Lester³², M. Levchenko³⁷, J. Levêque⁴, D. Levin¹⁰⁶, L. J. Levinson¹⁶⁹, M. P. Lewicki⁸⁷, D. J. Lewis⁴, A. Li⁵, B. Li^{62b}, C. Li^{62a}, C-Q. Li^{62c}, H. Li^{62a}, H. Li^{62b}, H. Li^{14c}, H. Li^{62b}, K. Li¹³⁸, L. Li^{62c}, M. Li^{14a,14e}, Q. Y. Li^{62a}, S. Li^{14a,14e}, S. Li^{62d,62c,d}, T. Li^{5,b}, X. Li¹⁰⁴, Z. Li¹²⁶, Z. Li¹⁰⁴, Z. Li⁹², Z. Li^{14a,14e}, Z. Liang^{14a}, M. Liberatore^{135,ad}, B. Liberti^{76a}, K. Lie^{64c}, J. Lieber Marin^{83b}, H. Lien⁶⁸, K. Lin¹⁰⁷, R. E. Lindley⁷, J. H. Lindon², A. Linss⁴⁸, E. Lipeles¹²⁸, A. Lipniacka¹⁶, A. Lister¹⁶⁴, J. D. Little⁴, B. Liu^{14a}, B. X. Liu¹⁴², D. Liu^{62c,62d}, J. B. Liu^{62a}, J. K. K. Liu³², K. Liu^{62c,62d}, M. Liu^{62a}, M. Y. Liu^{62a}, P. Liu^{14a}, Q. Liu^{62c,62d,138}, X. Liu^{62a}, Y. Liu^{14d,14e}, Y. L. Liu¹⁰⁶, Y. W. Liu^{62a}, J. Llorente Merino¹⁴², S. L. Lloyd⁹⁴, E. M. Lobodzinska⁴⁸, P. Loch⁷, S. Loffredo^{76a,76b}, T. Lohse¹⁸, K. Lohwasser¹³⁹, E. Loiacono⁴⁸, M. Lokajicek¹³¹, J. D. Lomas²⁰, J. D. Long¹⁶², I. Longarini¹⁶⁰, L. Longo^{70a,70b}, R. Longo¹⁶², I. Lopez Paz⁶⁷, A. Lopez Solis⁴⁸, J. Lorenz¹⁰⁹, N. Lorenzo Martinez⁴, A. M. Lory¹⁰⁹, O. Loseva³⁷, X. Lou^{47a,47b}, X. Lou^{14a,14e}, A. Lounis⁶⁶, J. Love⁶, P. A. Love⁹¹, G. Lu^{14a,14e}, M. Lu⁸⁰, S. Lu¹²⁸, Y. J. Lu⁶⁵, H. J. Lubatti¹³⁸, C. Luci^{75a,75b}, F. L. Lucio Alves^{14c}, A. Lucotte⁶⁰, F. Luehring⁶⁸, I. Luise¹⁴⁵, O. Lukianchuk⁶⁶, O. Lundberg¹⁴⁴, B. Lund-Jensen¹⁴⁴, N. A. Luongo¹²³, M. S. Lutz¹⁵¹, D. Lynn²⁹, H. Lyons⁹², R. Lysak¹³¹, E. Lytken⁹⁸, V. Lyubushkin³⁸, T. Lyubushkina³⁸, M. M. Lyukova¹⁴⁵, H. Ma²⁹, K. Ma^{62a}, L. L. Ma^{62b}, Y. Ma¹²¹, D. M. Mac Donnell¹⁶⁵, G. Maccarrone⁵³, J. C. MacDonald¹⁰⁰, R. Madar⁴⁰, W. F. Mader⁵⁰, J. Maeda⁸⁵, T. Maeno²⁹, M. Maerker⁵⁰, H. Maguire¹³⁹, V. Maiboroda¹³⁵, A. Maio^{130a,130b,130d}, K. Maj^{86a}, O. Majersky⁴⁸, S. Majewski¹²³, N. Makovec⁶⁶, V. Maksimovic¹⁵, B. Malaescu¹²⁷, Pa. Malecki⁸⁷, V. P. Maleev³⁷, F. Malek⁶⁰, M. Mali⁹³, D. Malito^{95,q}, U. Mallik⁸⁰, S. Maltezos¹⁰, S. Malyukov³⁸, J. Mamuzic¹³, G. Mancini⁵³, G. Manco^{73a,73b}, J. P. Mandalia⁹⁴, I. Mandić⁹³, L. Manhaes de Andrade Filho^{83a}, I. M. Maniatis¹⁶⁹, J. Manjarres Ramos¹⁰², D. C. Mankad¹⁶⁹, A. Mann¹⁰⁹, B. Mansoulié¹³⁵, S. Manzoni³⁶, A. Marantis¹⁵², G. Marchiori⁵, M. Marcisovsky¹³¹, C. Marcon^{71a,71b}, M. Marinescu²⁰, M. Marjanovic¹²⁰, E. J. Marshall⁹¹, Z. Marshall^{17a}, S. Marti-Garcia¹⁶³, T. A. Martin¹⁶⁷, V. J. Martin⁵², B. Martin dit Latour¹⁶, L. Martinelli^{75a,75b}, M. Martinez^{13,w}, P. Martinez Agullo¹⁶³, V. I. Martinez Outschoorn¹⁰³, P. Martinez Suarez¹³, S. Martin-Haugh¹³⁴, V. S. Martoiu^{27b}, A. C. Martyniuk⁹⁶, A. Marzin³⁶, D. Mascione^{78a,78b}, L. Masetti¹⁰⁰, T. Mashimo¹⁵³, J. Masik¹⁰¹, A. L. Maslennikov³⁷, L. Massa^{23b}, P. Massarotti^{72a,72b}, P. Mastrandrea^{74a,74b}, A. Mastroberardino^{43a,43b}, T. Masubuchi¹⁵³, T. Mathisen¹⁶¹, J. Matousek¹³³, N. Matsuzawa¹⁵³, J. Maurer^{27b}, B. Mačec⁹³, D. A. Maximov³⁷, R. Mazini¹⁴⁸, I. Maznas¹⁵², M. Mazza¹⁰⁷, S. M. Mazza¹³⁶, E. Mazzeo^{71a,71b}, C. Mc Ginn²⁹, J. P. Mc Gowan¹⁰⁴, S. P. Mc Kee¹⁰⁶, E. F. McDonald¹⁰⁵, A. E. McDougall¹¹⁴, J. A. Mcfayden¹⁴⁶, R. P. McGovern¹²⁸, G. Mchedlidze^{149b}, R. P. McKenzie^{33g}, T. C. Mclachlan⁴⁸, D. J. McLaughlin⁹⁶, K. D. McLean¹⁶⁵, S. J. McMahon¹³⁴, P. C. McNamara¹⁰⁵, C. M. Mcpartland⁹², R. A. McPherson^{165,z}

S. Mehlhase¹⁰⁹, A. Mehta⁹², D. Melini¹⁵⁰, B. R. Mellado Garcia^{33g}, A. H. Melo⁵⁵, F. Meloni⁴⁸, A. M. Mendes Jacques Da Costa¹⁰¹, H. Y. Meng¹⁵⁵, L. Meng⁹¹, S. Menke¹¹⁰, M. Mentink³⁶, E. Meoni^{43a,43b}, C. Merlassino¹²⁶, L. Merola^{72a,72b}, C. Meroni^{71a}, G. Merz¹⁰⁶, O. Meshkov³⁷, J. Metcalfe⁶, A. S. Mete⁶, C. Meyer⁶⁸, J.-P. Meyer¹³⁵, R. P. Middleton¹³⁴, L. Mijovic⁵², G. Mikenberg¹⁶⁹, M. Mikestikova¹³¹, M. Mikuz⁹³, H. Mildner¹⁰⁰, A. Milic³⁶, C. D. Milke⁴⁴, D. W. Miller³⁹, L. S. Miller³⁴, A. Milov¹⁶⁹, D. A. Milstead^{47a,47b}, T. Min^{14c}, A. A. Minaenko³⁷, I. A. Minashvili^{149b}, L. Mince⁵⁹, A. I. Mincer¹¹⁷, B. Mindur^{86a}, M. Mineev³⁸, Y. Mino⁸⁸, L. M. Mir¹³, M. Miralles Lopez¹⁶³, M. Mironova^{17a}, A. Mishima¹⁵³, M. C. Missio¹¹³, T. Mitani¹⁶⁸, A. Mitra¹⁶⁷, V. A. Mitsou¹⁶³, O. Miu¹⁵⁵, P. S. Miyagawa⁹⁴, Y. Miyazaki⁸⁹, A. Mizukami⁸⁴, T. Mkrtychyan^{63a}, M. Mlinarevic⁹⁶, T. Mlinarevic⁹⁶, M. Mlynarikova³⁶, S. Mobius¹⁹, K. Mochizuki¹⁰⁸, P. Moder⁴⁸, P. Mogg¹⁰⁹, A. F. Mohammed^{14a,14c}, S. Mohapatra⁴¹, G. Mokgatitswane^{33g}, L. Moleri¹⁶⁹, B. Mondal¹⁴¹, S. Mondal¹³², G. Monig¹⁴⁶, K. Mönig⁴⁸, E. Monnier¹⁰², L. Monsonis Romero¹⁶³, J. Montejo Berlingen^{13,84}, M. Montella¹¹⁹, F. Montereali^{77a,77b}, F. Monticelli⁹⁰, S. Monzani^{69a,69c}, N. Morange⁶⁶, A. L. Moreira De Carvalho^{130a}, M. Moreno Llácer¹⁶³, C. Moreno Martinez⁵⁶, P. Morettini^{57b}, S. Morgenstern³⁶, M. Morii⁶¹, M. Morinaga¹⁵³, A. K. Morley³⁶, F. Morodei^{75a,75b}, L. Morvaj³⁶, P. Moschovakos³⁶, B. Moser³⁶, M. Mosidze^{149b}, T. Moskalets⁵⁴, P. Moskvitina¹¹³, J. Moss^{31,0}, E. J. W. Moyses¹⁰³, O. Mtintsilana^{33g}, S. Muanza¹⁰², J. Mueller¹²⁹, D. Muenstermann⁹¹, R. Müller¹⁹, G. A. Mullier¹⁶¹, A. J. Mullin³², J. J. Mullin¹²⁸, D. P. Mungo¹⁵⁵, D. Munoz Perez¹⁶³, F. J. Munoz Sanchez¹⁰¹, M. Murin¹⁰¹, W. J. Murray^{167,134}, A. Murrone^{71a,71b}, J. M. Muse¹²⁰, M. Muškinja^{17a}, C. Mwewa²⁹, A. G. Myagkov^{37,a}, A. J. Myers⁸, A. A. Myers¹²⁹, G. Myers⁶⁸, M. Myska¹³², B. P. Nachman^{17a}, O. Nackenhorst⁴⁹, A. Nag⁵⁰, K. Nagai¹²⁶, K. Nagano⁸⁴, J. L. Nagle^{29,aj}, E. Nagy¹⁰², A. M. Nairz³⁶, Y. Nakahama⁸⁴, K. Nakamura⁸⁴, K. Nakkalil⁵, H. Nanjo¹²⁴, R. Narayan⁴⁴, E. A. Narayanan¹¹², I. Naryshkin³⁷, M. Naseri³⁴, S. Nasri¹⁵⁹, C. Nass²⁴, G. Navarro^{22a}, J. Navarro-Gonzalez¹⁶³, R. Nayak¹⁵¹, A. Nayaz¹⁸, P. Y. Nechaeva³⁷, F. Nechansky⁴⁸, L. Nedic¹²⁶, T. J. Neepe²⁰, A. Negri^{73a,73b}, M. Negrini^{23b}, C. Nellist¹¹⁴, C. Nelson¹⁰⁴, K. Nelson¹⁰⁶, S. Nemecek¹³¹, M. Nessi^{36,i}, M. S. Neubauer¹⁶², F. Neuhaus¹⁰⁰, J. Neundorff⁴⁸, R. Newhouse¹⁶⁴, P. R. Newman²⁰, C. W. Ng¹²⁹, Y. W. Y. Ng⁴⁸, B. Ngair^{35e}, H. D. N. Nguyen¹⁰⁸, R. B. Nickerson¹²⁶, R. Nicolaidou¹³⁵, J. Nielsen¹³⁶, M. Niemeyer⁵⁵, J. Niermann^{55,36}, N. Nikiforou³⁶, V. Nikolaenko^{37,a}, I. Nikolic-Audit¹²⁷, K. Nikolopoulos²⁰, P. Nilsson²⁹, I. Ninca⁴⁸, H. R. Nindhito⁵⁶, G. Ninio¹⁵¹, A. Nisati^{75a}, N. Nishu², R. Nisius¹¹⁰, J.-E. Nitschke⁵⁰, E. K. Nkadimeng^{33g}, S. J. Noacco Rosende⁹⁰, T. Nobe¹⁵³, D. L. Noel³², T. Nommensen¹⁴⁷, M. B. Norfolk¹³⁹, R. R. B. Norisam⁹⁶, B. J. Norman³⁴, J. Novak⁹³, T. Novak⁴⁸, L. Novotny¹³², R. Novotny¹¹², L. Nozka¹²², K. Ntekas¹⁶⁰, N. M. J. Nunes De Moura Junior^{83b}, E. Nurse⁹⁶, J. Ocariz¹²⁷, A. Ochi⁸⁵, I. Ochoa^{130a}, S. Oerdek¹⁶¹, J. T. Offermann³⁹, A. Ogrodnik¹³³, A. Oh¹⁰¹, C. C. Ohm¹⁴⁴, H. Oide⁸⁴, R. Oishi¹⁵³, M. L. Ojeda⁴⁸, Y. Okazaki⁸⁸, M. W. O'Keefe⁹², Y. Okumura¹⁵³, L. F. Oleiro Seabra^{130a}, S. A. Olivares Pino^{137d}, D. Oliveira Damazio²⁹, D. Oliveira Goncalves^{83a}, J. L. Oliver¹⁶⁰, A. Olszewski⁸⁷, Ö. Öncel⁵⁴, D. C. O'Neil¹⁴², A. P. O'Neill¹⁹, A. Onofre^{130a,130c}, P. U. E. Onyisi¹¹, M. J. Oreglia³⁹, G. E. Orellana⁹⁰, D. Orestano^{77a,77b}, N. Orlando¹³, R. S. Orr¹⁵⁵, V. O'Shea⁵⁹, L. M. Osojnak¹²⁸, R. Ospanov^{62a}, G. Otero y Garzon³⁰, H. Otono⁸⁹, P. S. Ott^{63a}, G. J. Ottino^{17a}, M. Ouchrif^{35d}, J. Ouellette²⁹, F. Ould-Saada¹²⁵, M. Owen⁵⁹, R. E. Owen¹³⁴, K. Y. Oyulmaz^{21a}, V. E. Ozcan^{21a}, N. Ozturk⁸, S. Ozturk⁸², H. A. Pacey³², A. Pacheco Pages¹³, C. Padilla Aranda¹³, G. Padovano^{75a,75b}, S. Pagan Griso^{17a}, G. Palacino⁶⁸, A. Palazzo^{70a,70b}, S. Palestini³⁶, J. Pan¹⁷², T. Pan^{64a}, D. K. Panchal¹¹, C. E. Pandini¹¹⁴, J. G. Panduro Vazquez⁹⁵, H. Pang^{14b}, P. Pani⁴⁸, G. Panizzo^{69a,69c}, L. Paolozzi⁵⁶, C. Papadatos¹⁰⁸, S. Parajuli⁴⁴, A. Paramonov⁶, C. Paraskevopoulos¹⁰, D. Paredes Hernandez^{64b}, T. H. Park¹⁵⁵, M. A. Parker³², F. Parodi^{57a,57b}, E. W. Parrish¹¹⁵, V. A. Parrish⁵², J. A. Parsons⁴¹, U. Parzefall⁵⁴, B. Pascual Dias¹⁰⁸, L. Pascual Dominguez¹⁵¹, F. Pasquali¹¹⁴, E. Pasqualucci^{75a}, S. Passaggio^{57b}, F. Pastore⁹⁵, P. Pasuwan^{47a,47b}, P. Patel⁸⁷, U. M. Patel⁵¹, J. R. Pater¹⁰¹, T. Pauly³⁶, J. Parkes¹⁴³, M. Pedersen¹²⁵, R. Pedro^{130a}, S. V. Peleganchuk³⁷, O. Penc³⁶, E. A. Pender⁵², H. Peng^{62a}, K. E. Penski¹⁰⁹, M. Penzin³⁷, B. S. Peralva^{83d,83d}, A. P. Pereira Peixoto⁶⁰, L. Pereira Sanchez^{47a,47b}, D. V. Perepelitsa^{29,aj}, E. Perez Codina^{156a}, M. Perganti¹⁰, L. Perini^{71a,71b,*}, H. Pernegger³⁶, O. Perrin⁴⁰, K. Peters⁴⁸, R. F. Y. Peters¹⁰¹, B. A. Petersen³⁶, T. C. Petersen⁴², E. Petit¹⁰², V. Petousis¹³², C. Petridou^{152,e}, A. Petrukhin¹⁴¹, M. Pettee^{17a}, N. E. Pettersson³⁶, A. Petukhov³⁷, K. Petukhova¹³³, A. Peyaud¹³⁵, R. Pezoa^{137f}, L. Pezzotti³⁶, G. Pezzullo¹⁷², T. M. Pham¹⁷⁰, T. Pham¹⁰⁵, P. W. Phillips¹³⁴, G. Piacquadio¹⁴⁵, E. Pianori^{17a}, F. Piazza^{71a,71b}, R. Piegaia³⁰, D. Pietreanu^{27b}, A. D. Pilkington¹⁰¹, M. Pinamonti^{69a,69c}, J. L. Pinfold², B. C. Pinheiro Pereira^{130a}, A. E. Pinto Pinoargote¹³⁵, K. M. Piper¹⁴⁶, A. Pirttikoski⁵⁶, C. Pitman Donaldson⁹⁶,

D. A. Pizzi³⁴ , L. Pizzimento^{76a,76b} , A. Pizzini¹¹⁴ , M.-A. Pleier²⁹ , V. Plesanovs⁵⁴, V. Pleskot¹³³ , E. Plotnikova³⁸, G. Poddar⁴ , R. Poettgen⁹⁸ , L. Poggioli¹²⁷ , I. Pokharel⁵⁵ , S. Polacek¹³³ , G. Polesello^{73a} , A. Poley^{142,156a} , R. Polifka¹³² , A. Polini^{23b} , C. S. Pollard¹⁶⁷ , Z. B. Pollock¹¹⁹ , V. Polychronakos²⁹ , E. Pompa Pacchi^{75a,75b} , D. Ponomarenko¹¹³ , L. Pontecorvo³⁶ , S. Popa^{27a} , G. A. Popeneciu^{27d} , A. Poreba³⁶ , D. M. Portillo Quintero^{156a} , S. Pospisil¹³² , M. A. Postill¹³⁹ , P. Postolache^{27c} , K. Potamianos¹⁶⁷ , P. P. Potepa^{86a} , I. N. Potrap³⁸ , C. J. Potter³² , H. Potti¹ , T. Poulsen⁴⁸ , J. Poveda¹⁶³ , M. E. Pozo Astigarraga³⁶ , A. Prades Ibanez¹⁶³ , J. Pretel⁵⁴ , D. Price¹⁰¹ , M. Primavera^{70a} , M. A. Principe Martin⁹⁹ , R. Privara¹²² , T. Procter⁵⁹ , M. L. Proffitt¹³⁸ , N. Proklova¹²⁸ , K. Prokofiev^{64c} , G. Proto¹¹⁰ , S. Protopopescu²⁹ , J. Proudfoot⁶ , M. Przybycien^{86a} , W. W. Przygoda^{86b} , J. E. Puddefoot¹³⁹ , D. Pudzha³⁷

, D. Pyatiizbyantseva³⁷ , J. Qian¹⁰⁶ , D. Qichen¹⁰¹ , Y. Qin¹⁰¹ , T. Qiu⁵² , A. Quadt⁵⁵ , M. Queitsch-Maitland¹⁰¹ , G. Quetant⁵⁶ , G. Rabanal Bolanos⁶¹ , D. Rafanoharana⁵⁴ , F. Ragusa^{71a,71b} , J. L. Rainbolt³⁹ , J. A. Raine⁵⁶ , S. Rajagopalan²⁹ , E. Ramakoti³⁷ , K. Ran^{14e,48} , N. P. Rapheeha^{33g} , H. Rasheed^{27b} , V. Raskina¹²⁷ , D. F. Rassloff^{63a} , S. Rave¹⁰⁰ , B. Ravina⁵⁵ , I. Ravinovich¹⁶⁹ , M. Raymond³⁶ , A. L. Read¹²⁵ , N. P. Readioff¹³⁹ , D. M. Rebuzzi^{73a,73b} , G. Redlinger²⁹ , A. S. Reed¹¹⁰ , K. Reeves²⁶ , J. A. Reidelsturz^{171,u} , D. Reikher¹⁵¹ , A. Rej¹⁴¹ , C. Rembser³⁶ , A. Renardi⁴⁸ , M. Renda^{27b} , M. B. Rendel¹¹⁰ , F. Renner⁴⁸ , A. G. Rennie⁵⁹ , S. Resconi^{71a} , M. Ressegotti^{57a,57b} , S. Rettie³⁶ , J. G. Reyes Rivera¹⁰⁷ , B. Reynolds¹¹⁹ , E. Reynolds^{17a} , O. L. Rezanova³⁷ , P. Reznicek¹³³ , N. Ribaric⁹¹ , E. Ricci^{78a,78b} , R. Richter¹¹⁰ , S. Richter^{47a,47b} , E. Richter-Was^{86b}

, M. Ridel¹²⁷ , S. Ridouani^{35d} , P. Rieck¹¹⁷ , P. Riedler³⁶ , M. Rijssenbeek¹⁴⁵ , A. Rimoldi^{73a,73b} , M. Rimoldi⁴⁸ , L. Rinaldi^{23a,23b} , T. T. Rinn²⁹ , M. P. Rinnagel¹⁰⁹ , G. Ripellino¹⁶¹ , I. Riu¹³ , P. Rivadeneira⁴⁸ , J. C. Rivera Vergara¹⁶⁵ , F. Rizatdinova¹²¹ , E. Rizvi⁹⁴ , B. A. Roberts¹⁶⁷ , B. R. Roberts^{17a} , S. H. Robertson^{104,z} , M. Robin⁴⁸ , D. Robinson³² , C. M. Robles Gajardo^{137f} , M. Robles Manzano¹⁰⁰ , A. Robson⁵⁹ , A. Rocchi^{76a,76b} , C. Roda^{74a,74b} , S. Rodriguez Bosca^{63a} , Y. Rodriguez Garcia^{22a} , A. Rodriguez Rodriguez⁵⁴ , A. M. Rodríguez Vera^{156b} , S. Roe³⁶ , J. T. Roemer¹⁶⁰ , A. R. Roepe-Gier¹³⁶ , J. Roggel¹⁷¹ , O. Røhne¹²⁵ , R. A. Rojas¹⁰³ , C. P. A. Roland⁶⁸ , J. Roloff²⁹ , A. Romaniouk³⁷ , E. Romano^{73a,73b} , M. Romano^{23b} , A. C. Romero Hernandez¹⁶² , N. Rompotis⁹² , L. Roos¹²⁷ , S. Rosati^{75a} , B. J. Rosser³⁹ , E. Rossi¹²⁶ , E. Rossi^{72a,72b} , L. P. Rossi^{57b} , L. Rossini⁴⁸ , R. Rosten¹¹⁹ , M. Rotaru^{27b}

, B. Rottler⁵⁴ , C. Rougier¹⁰² , D. Rousseau⁶⁶ , D. Rousso³² , A. Roy¹⁶² , S. Roy-Garand¹⁵⁵ , A. Rozanov¹⁰² , Y. Rozen¹⁵⁰ , X. Ruan^{33g} , A. Rubio Jimenez¹⁶³ , A. J. Ruby⁹² , V. H. Ruelas Rivera¹⁸ , T. A. Ruggeri¹ , A. Ruggiero¹²⁶ , A. Ruiz-Martinez¹⁶³ , A. Rummler³⁶ , Z. Rurikova⁵⁴ , N. A. Rusakovich³⁸ , H. L. Russell¹⁶⁵ , G. Russo^{75a,75b} , J. P. Rutherford⁷ , S. Rutherford Colmenares³² , K. Rybacki⁹¹ , M. Rybar¹³³ , E. B. Rye¹²⁵ , A. Ryzhov⁴⁴ , J. A. Sabater Iglesias⁵⁶ , P. Sabatini¹⁶³ , L. Sabetta^{75a,75b} , H.F.-W. Sadrozinski¹³⁶ , F. Safai Tehrani^{75a} , B. Safarzadeh Samani¹⁴⁶ , M. Safdari¹⁴³ , S. Saha¹⁶⁵ , M. Sahinsoy¹¹⁰ , M. Saimpert¹³⁵ , M. Saito¹⁵³ , T. Saito¹⁵³ , D. Salamani³⁶ , A. Salnikov¹⁴³ , J. Salt¹⁶³ , A. Salvador Salas¹³ , D. Salvatore^{43a,43b} , F. Salvatore¹⁴⁶ , A. Salzburger³⁶ , D. Sammel⁵⁴ , D. Sampsonidis^{152,e} , D. Sampsonidou¹²³ , J. Sánchez¹⁶³ , A. Sanchez Pineda⁴ , V. Sanchez Sebastian¹⁶³ , H. Sandaker¹²⁵

, C. O. Sander⁴⁸ , J. A. Sandesara¹⁰³ , M. Sandhoff¹⁷¹ , C. Sandoval^{22b} , D. P. C. Sankey¹³⁴ , T. Sano⁸⁸ , A. Sansoni⁵³ , L. Santi^{75a,75b} , C. Santoni⁴⁰ , H. Santos^{130a,130b} , S. N. Santpur^{17a} , A. Santra¹⁶⁹ , K. A. Saoucha¹³⁹ , J. G. Saraiva^{130a,130d} , J. Sardain⁷ , O. Sasaki⁸⁴ , K. Sato¹⁵⁷ , C. Sauer^{63b} , F. Sauerburger⁵⁴ , E. Sauvan⁴ , P. Savard^{155,ah} , R. Sawada¹⁵³ , C. Sawyer¹³⁴ , L. Sawyer⁹⁷ , I. Sayago Galvan¹⁶³ , C. Sbarra^{23b} , A. Sbrizzi^{23a,23b} , T. Scanlon⁹⁶ , J. Schaarschmidt¹³⁸ , P. Schacht¹¹⁰ , D. Schaefer³⁹ , U. Schäfer¹⁰⁰ , A. C. Schaffer^{44,66} , D. Schaile¹⁰⁹ , R. D. Schamberger¹⁴⁵ , C. Scharf¹⁸ , M. M. Schefer¹⁹ , V. A. Schegelsky³⁷ , D. Scheirich¹³³ , F. Schenck¹⁸ , M. Schernau¹⁶⁰ , C. Scheulen⁵⁵ , C. Schiavi^{57a,57b} , E. J. Schioppa^{70a,70b} , M. Schioppa^{43a,43b} , B. Schlag¹⁴³ , K. E. Schleicher⁵⁴ , S. Schlenker³⁶ , J. Schmeing¹⁷¹ , M. A. Schmidt¹⁷¹ , K. Schmieden¹⁰⁰ , C. Schmitt¹⁰⁰

, S. Schmitt⁴⁸ , L. Schoeffel¹³⁵ , A. Schoening^{63b} , P. G. Scholer⁵⁴ , E. Schopf¹²⁶ , M. Schott¹⁰⁰ , J. Schovancova³⁶ , S. Schramm⁵⁶ , F. Schroeder¹⁷¹ , T. Schroer⁵⁶ , H. C. Schultz-Coulon^{63a} , M. Schumacher⁵⁴ , B. A. Schumm¹³⁶ , Ph. Schune¹³⁵ , A. J. Schuy¹³⁸ , H. R. Schwartz¹³⁶ , A. Schwartzman¹⁴³ , T. A. Schwarz¹⁰⁶ , Ph. Schwemling¹³⁵ , R. Schwienhorst¹⁰⁷ , A. Sciandra¹³⁶ , G. Sciolla²⁶ , F. Scuri^{74a} , C. D. Sebastiani⁹² , K. Sedlaczek¹¹⁵

J. Shlomi¹⁶⁹, M. J. Shochet³⁹, J. Shojaii¹⁰⁵, D. R. Shope¹²⁵, B. Shrestha¹²⁰, S. Shrestha^{119,ak}, E. M. Shrif^{33g}, M. J. Shroff¹⁶⁵, P. Sicho¹³¹, A. M. Sickles¹⁶², E. Sideras Haddad^{33g}, A. Sidoti^{23b}, F. Siegert⁵⁰, Dj. Sijacki¹⁵, R. Sikora^{86a}, F. Sili⁹⁰, J. M. Silva²⁰, M. V. Silva Oliveira²⁹, S. B. Silverstein^{47a}, S. Simion⁶⁶, R. Simioniello³⁶, E. L. Simpson⁵⁹, H. Simpson¹⁴⁶, L. R. Simpson¹⁰⁶, N. D. Simpson⁹⁸, S. Simsek⁸², S. Sindhu⁵⁵, P. Sinervo¹⁵⁵, S. Singh¹⁵⁵, S. Sinha⁴⁸, S. Sinha¹⁰¹, M. Sioli^{23a,23b}, I. Siral³⁶, E. Sitnikova⁴⁸, S. Yu. Sivoklov^{37,*}, J. Sjölin^{47a,47b}, A. Skaf⁵⁵, E. Skorda^{20,af}, P. Skubic¹²⁰, M. Slawinska⁸⁷, V. Smakhtin¹⁶⁹, B. H. Smart¹³⁴, J. Smiesko³⁶, S. Yu. Smirnov³⁷, Y. Smirnov³⁷, L. N. Smirnova^{37,a}, O. Smirnova⁹⁸, A. C. Smith⁴¹, E. A. Smith³⁹, H. A. Smith¹²⁶, J. L. Smith⁹², R. Smith¹⁴³, M. Smizanska⁹¹, K. Smolek¹³², A. A. Snesev³⁷, S. R. Snider¹⁵⁵, H. L. Snoek¹¹⁴, S. Snyder²⁹, R. Sobie^{165,z}, A. Soffer¹⁵¹, C. A. Solans Sanchez³⁶, E. Yu. Soldatov³⁷, U. Soldevila¹⁶³, A. A. Solodkov³⁷, S. Solomon²⁶, A. Soloshenko³⁸, K. Solovieva⁵⁴, O. V. Solovyanov⁴⁰, V. Solovyev³⁷, P. Sommer³⁶, A. Sonay¹³, W. Y. Song^{156b}, J. M. Sonneveld¹¹⁴, A. Sopczak¹³², A. L. Sopio⁹⁶, F. Sopkova^{28b}, V. Sothilingam^{63a}, S. Sottocornola⁶⁸, R. Soualah^{116b}, Z. Soumami^{35e}, D. South⁴⁸, S. Spagnolo^{70a,70b}, M. Spalla¹¹⁰, D. Sperlich⁵⁴, G. Spigo³⁶, M. Spina¹⁴⁶, S. Spinali⁹¹, D. P. Spiteri⁵⁹, M. Spousta¹³³, E. J. Staats³⁴, A. Stabile^{71a,71b}, R. Stamen^{63a}, M. Stamenkovic¹¹⁴, A. Stampekis²⁰, M. Standke²⁴, E. Stanecka⁸⁷, M. V. Stange⁵⁰, B. Stanislaus^{17a}, M. M. Stanitzki⁴⁸, B. Stapf⁴⁸, E. A. Starchenko³⁷, G. H. Stark¹³⁶, J. Stark¹⁰², D. M. Starko^{156b}, P. Staroba¹³¹, P. Starovoitov^{63a}, S. Stärz¹⁰⁴, R. Staszewski⁸⁷, G. Stavropoulos⁴⁶, J. Steentoft¹⁶¹, P. Steinberg²⁹, B. Stelzer^{142,156a}, H. J. Stelzer¹²⁹, O. Stelzer-Chilton^{156a}, H. Stenzel⁵⁸, T. J. Stevenson¹⁴⁶, G. A. Stewart³⁶, J. R. Stewart¹²¹, M. C. Stockton³⁶, G. Stoica^{27b}, M. Stolarski^{130a}, S. Stonjek¹¹⁰, A. Straessner⁵⁰, J. Strandberg¹⁴⁴, S. Strandberg^{47a,47b}, M. Strauss¹²⁰, T. Streblner¹⁰², P. Strizenec^{28b}, R. Ströhmer¹⁶⁶, D. M. Strom¹²³, L. R. Strom⁴⁸, R. Stroynowski⁴⁴, A. Strubig^{47a,47b}, S. A. Stucci²⁹, B. Stugu¹⁶, J. Stupak¹²⁰, N. A. Styles⁴⁸, D. Su¹⁴³, S. Su^{62a}, W. Su^{62d}, X. Su^{62a,66}, K. Sugizaki¹⁵³, V. V. Sulini³⁷, M. J. Sullivan⁹², D. M. S. Sultan^{78a,78b}, L. Sultanaliyeva³⁷, S. Sultansoy^{3b}, T. Sumida⁸⁸, S. Sun¹⁰⁶, S. Sun¹⁷⁰, O. Sunneborn Gudnadottir¹⁶¹, N. Sur¹⁰², M. R. Sutton¹⁴⁶, H. Suzuki¹⁵⁷, M. Svatos¹³¹, M. Swiatlowski^{156a}, T. Swirski¹⁶⁶, I. Sykora^{28a}, M. Sykora¹³³, T. Sykora¹³³, D. Ta¹⁰⁰, K. Tackmann^{48,x}, A. Taffard¹⁶⁰, R. Tafirout^{156a}, J. S. Tafoya Vargas⁶⁶, E. P. Takeva⁵², Y. Takubo⁸⁴, M. Talby¹⁰², A. A. Talyshv³⁷, K. C. Tam^{64b}, N. M. Tamir¹⁵¹, A. Tanaka¹⁵³, J. Tanaka¹⁵³, R. Tanaka⁶⁶, M. Tanasini^{57a,57b}, Z. Tao¹⁶⁴, S. Tapia Araya^{137f}, S. Tapprogge¹⁰⁰, A. Tarek Abouelfadl Mohamed¹⁰⁷, S. Tarem¹⁵⁰, K. Tariq^{14a}, G. Tarna^{27b,102}, G. F. Tartarelli^{71a}, P. Tas¹³³, M. Tasevsky¹³¹, E. Tassi^{43a,43b}, A. C. Tate¹⁶², G. Tateno¹⁵³, Y. Tayalati^{35e,y}, G. N. Taylor¹⁰⁵, W. Taylor^{156b}, H. Teagle⁹², A. S. Tee¹⁷⁰, R. Teixeira De Lima¹⁴³, P. Teixeira-Dias⁹⁵, J. J. Teoh¹⁵⁵, K. Terashi¹⁵³, J. Terron⁹⁹, S. Terzo¹³, M. Testa⁵³, R. J. Teuscher^{155,z}, A. Thaler⁷⁹, O. Theiner⁵⁶, N. Themistokleous⁵², T. Theveneaux-Pelzer¹⁰², O. Thielmann¹⁷¹, D. W. Thomas⁹⁵, J. P. Thomas²⁰, E. A. Thompson^{17a}, P. D. Thompson²⁰, E. Thomson¹²⁸, Y. Tian⁵⁵, V. Tikhomirov^{37,a}, Yu. A. Tikhonov³⁷, S. Timoshenko³⁷, D. Timoshyn¹³³, E. X. L. Ting¹, P. Tipton¹⁷², S. H. Tlou^{33g}, A. Tmourji⁴⁰, K. Todome^{23a,23b}, S. Todorova-Nova¹³³, S. Todt⁵⁰, M. Togawa⁸⁴, J. Tojo⁸⁹, S. Tokár^{28a}, K. Tokushuku⁸⁴, O. Toldaiev⁶⁸, R. Tombs³², M. Tomoto^{84,111}, L. Tompkins¹⁴³, K. W. Topolnicki^{86b}, E. Torrence¹²³, H. Torres¹⁰², E. Torró Pastor¹⁶³, M. Toscani³⁰, C. Toscirri³⁹, M. Tost¹¹, D. R. Tovey¹³⁹, A. Traeet¹⁶, I. S. Trandafir^{27b}, T. Trefzger¹⁶⁶, A. Tricoli²⁹, I. M. Trigger^{156a}, S. Trincz-Duvold¹²⁷, D. A. Trischuk²⁶, B. Trocmé⁶⁰, C. Troncon^{71a}, L. Truong^{33c}, M. Trzebinski⁸⁷, A. Trzupek⁸⁷, F. Tsai¹⁴⁵, M. Tsai¹⁰⁶, A. Tsiamis^{152,e}, P. V. Tsiarshka³⁷, S. Tsigaridas^{156a}, A. Tsigaridis^{152,y}, V. Tsiskaridze¹⁵⁵, E. G. Tskhadadze^{149a}, M. Tsopoulou^{152,e}, Y. Tsujikawa⁸⁸, I. I. Tsukerman³⁷, V. Tsulaia^{17a}, S. Tsuno⁸⁴, O. Tsur¹⁵⁰, K. Tsurii¹¹⁸, D. Tsybychev¹⁴⁵, Y. Tu^{64b}, A. Tudorache^{27b}, V. Tudorache^{27b}, A. N. Tuna³⁶, S. Turchikhin³⁸, I. Turk Cakir^{3a}, R. Turra^{71a}, T. Turtuvshin^{38,aa}, P. M. Tuts⁴¹, S. Tzamarias^{152,e}, P. Tzanis¹⁰, E. Tzovara¹⁰⁰, K. Uchida¹⁵³, F. Ukegawa¹⁵⁷, P. A. Ulloa Poblete^{137c,137b}, E. N. Umaka²⁹, G. Unal³⁶, M. Unal¹¹, A. Undrus²⁹, G. Unel¹⁶⁰, J. Urban^{28b}, P. Urquijo¹⁰⁵, G. Usai⁸, R. Ushioda¹⁵⁴, M. Usman¹⁰⁸, Z. Uysal^{21b}, L. Vacavant¹⁰², V. Vacek¹³², B. Vachon¹⁰⁴, K. O. H. Vadla¹²⁵, T. Vafeiadis³⁶, A. Vaitkus⁹⁶, C. Valderanis¹⁰⁹, E. Valdes Santurio^{47a,47b}, M. Valente^{156a}, S. Valentinetti^{23a,23b}, A. Valero¹⁶³, E. Valiente Moreno¹⁶³, A. Vallier¹⁰², J. A. Valls Ferrer¹⁶³, D. R. Van Arneman¹¹⁴, T. R. Van Daalen¹³⁸, A. Van Der Graaf⁴⁹, P. Van Gemmeren⁶, M. Van Rijnbach^{36,125}, S. Van Stroud⁹⁶, I. Van Vulpen¹¹⁴, M. Vanadia^{76a,76b}, W. Vandelli³⁶, M. Vandenbroucke¹³⁵, E. R. Vandewall¹²¹, D. Vannicola¹⁵¹, L. Vannoli^{57a,57b}, R. Vari^{75a}, E. W. Varnes⁷, C. Varni^{17b}, T. Varol¹⁴⁸, D. Varouchas⁶⁶, L. Varriale¹⁶³, K. E. Varvell¹⁴⁷, M. E. Vasile^{27b}, L. Vaslin⁴⁰, G. A. Vasquez¹⁶⁵, F. Vazeille⁴⁰, T. Vazquez Schroeder³⁶, J. Veatch³¹, V. Vecchio¹⁰¹, M. J. Veen¹⁰³, I. Veliscek¹²⁶, L. M. Veloce¹⁵⁵

F. Veloso^{130a,130c} , S. Veneziano^{75a} , A. Ventura^{70a,70b} , A. Verbytskyi¹¹⁰ , M. Verducci^{74a,74b} , C. Vergis²⁴ , M. Verissimo De Araujo^{83b} , W. Verkerke¹¹⁴ , J. C. Vermeulen¹¹⁴ , C. Vernieri¹⁴³ , M. Vessella¹⁰³ , M. C. Vetterli^{142,ah} , A. Vgenopoulos^{152,e} , N. Viaux Maira^{137f} , T. Vickey¹³⁹ , O. E. Vickey Boeriu¹³⁹ , G. H. A. Viehhauser¹²⁶ , L. Vigani^{63b} , M. Villa^{23a,23b} , M. Villaplana Perez¹⁶³ , E. M. Villhauer⁵² , E. Vilucchi⁵³ , M. G. Vincter³⁴ , G. S. Virdee²⁰ , A. Vishwakarma⁵² , A. Visibile¹¹⁴ , C. Vittori³⁶ , I. Vivarelli¹⁴⁶ , V. Vladimirov¹⁶⁷ , E. Voevodina¹¹⁰ , F. Vogel¹⁰⁹ , P. Vokac¹³² , J. Von Ahnen⁴⁸ , E. Von Toerne²⁴ , B. Vormwald³⁶ , V. Vorobel¹³³ , K. Vorobev³⁷ , M. Vos¹⁶³ , K. Voss¹⁴¹ , J. H. Vosseveld⁹² , M. Vozak¹¹⁴ , L. Vozdecky⁹⁴ , N. Vranjes¹⁵ , M. Vranjes Milosavljevic¹⁵ , M. Vreeswijk¹¹⁴ , N. K. Vu^{62d,62c} , R. Vuillermet³⁶ , O. Vujanovic¹⁰⁰ , I. Vukotic³⁹ , S. Wada¹⁵⁷ , C. Wagner¹⁰³ , J. M. Wagner^{17a}

, W. Wagner¹⁷¹ , S. Wahdan¹⁷¹ , H. Wahlberg⁹⁰ , R. Wakasa¹⁵⁷ , M. Wakida¹¹¹ , J. Walder¹³⁴ , R. Walker¹⁰⁹ , W. Walkowiak¹⁴¹ , A. Wall¹²⁸ , T. Wamorkar⁶ , A. Z. Wang¹⁷⁰ , C. Wang¹⁰⁰ , C. Wang^{62c} , H. Wang^{17a} , J. Wang^{64a} , R.-J. Wang¹⁰⁰ , R. Wang⁶¹ , R. Wang⁶ , S. M. Wang¹⁴⁸ , S. Wang^{62b} , T. Wang^{62a} , W. T. Wang⁸⁰ , X. Wang^{14c} , X. Wang¹⁶² , X. Wang^{62c} , Y. Wang^{62d} , Y. Wang^{14c} , Z. Wang¹⁰⁶ , Z. Wang^{51,62c,62d} , Z. Wang¹⁰⁶ , A. Warburton¹⁰⁴ , R. J. Ward²⁰ , N. Warrack⁵⁹ , A. T. Watson²⁰ , H. Watson⁵⁹ , M. F. Watson²⁰ , E. Watton^{59,134} , G. Watts¹³⁸ , B. M. Waugh⁹⁶ , C. Weber²⁹ , H. A. Weber¹⁸ , M. S. Weber¹⁹ , S. M. Weber^{63a} , C. Wei^{62a} , Y. Wei¹²⁶ , A. R. Weidberg¹²⁶ , E. J. Weik¹¹⁷ , J. Weingarten⁴⁹ , M. Weirich¹⁰⁰ , C. Weiser⁵⁴ , C. J. Wells⁴⁸ , T. Wenaus²⁹ , B. Wendland⁴⁹

, T. Wengler³⁶ , N. S. Wenke¹¹⁰ , N. Wermes²⁴ , M. Wessels^{63a} , K. Whalen¹²³ , A. M. Wharton⁹¹ , A. S. White⁶¹ , A. White⁸ , M. J. White¹ , D. Whiteson¹⁶⁰ , L. Wickremasinghe¹²⁴ , W. Wiedenmann¹⁷⁰ , C. Wiel⁵⁰ , M. Wielers¹³⁴ , C. Wiglesworth⁴² , D. J. Wilbern¹²⁰ , H. G. Wilkens³⁶ , D. M. Williams⁴¹ , H. H. Williams¹²⁸ , S. Williams³² , S. Willocq¹⁰³ , B. J. Wilson¹⁰¹ , P. J. Windischhofer³⁹ , F. I. Winkel³⁰ , F. Winklmeier¹²³ , B. T. Winter⁵⁴ , J. K. Winter¹⁰¹ , M. Wittgen¹⁴³ , M. Wobisch⁹⁷ , Z. Wolfs¹¹⁴ , R. Wölker¹²⁶ , J. Wollrath¹⁶⁰ , M. W. Wolter⁸⁷ , H. Wolters^{130a,130c} , A. F. Wongel⁴⁸ , S. D. Worm⁴⁸ , B. K. Wosiek⁸⁷ , K. W. Woźniak⁸⁷ , S. Wozniowski⁵⁵ , K. Wraight⁵⁹ , C. Wu²⁰ , J. Wu^{14a,14e} , M. Wu^{64a} , M. Wu¹¹³ , S. L. Wu¹⁷⁰ , X. Wu⁵⁶ , Y. Wu^{62a} , Z. Wu¹³⁵ , J. Wuerzinger¹¹⁰ , T. R. Wyatt¹⁰¹ , B. M. Wynne⁵² , S. Xella⁴² , L. Xia^{14c}

, M. Xia^{14b} , J. Xiang^{64c} , X. Xiao¹⁰⁶ , M. Xie^{62a} , X. Xie^{62a} , S. Xin^{14a,14e} , J. Xiong^{17a} , D. Xu^{14a} , H. Xu^{62a} , L. Xu^{62a} , R. Xu¹²⁸ , T. Xu¹⁰⁶ , Y. Xu^{14b} , Z. Xu⁵² , Z. Xu^{14a} , B. Yabsley¹⁴⁷ , S. Yacoub^{33a} , N. Yamaguchi⁸⁹ , Y. Yamaguchi¹⁵⁴ , E. Yamashita¹⁵³ , H. Yamauchi¹⁵⁷ , T. Yamazaki^{17a} , Y. Yamazaki⁸⁵ , J. Yan^{62c} , S. Yan¹²⁶ , Z. Yan²⁵ , H. J. Yang^{62c,62d} , H. T. Yang^{62a} , S. Yang^{62a} , T. Yang^{64c} , X. Yang^{62a} , X. Yang^{14a} , Y. Yang⁴⁴ , Y. Yang^{62a} , Z. Yang^{62a} , W.-M. Yao^{17a} , Y. C. Yap⁴⁸ , H. Ye^{14c} , H. Ye⁵⁵ , J. Ye⁴⁴ , S. Ye²⁹ , X. Ye^{62a} , Y. Yeh⁹⁶ , I. Yeletsikh³⁸ , B. K. Yeo^{17b} , M. R. Yexley⁹⁶ , P. Yin⁴¹ , K. Yorita¹⁶⁸ , S. Younas^{27b} , C. J. S. Young³⁶ , C. Young¹⁴³ , Y. Yu^{62a} , M. Yuan¹⁰⁶

, R. Yuan^{62b,1} , L. Yue⁹⁶ , M. Zaazoua^{62a} , B. Zabinski⁸⁷ , E. Zaid⁵² , T. Zakareishvili^{149b} , N. Zakharchuk³⁴ , S. Zambito⁵⁶ , J. A. Zamora Saa^{137d,137b} , J. Zang¹⁵³ , D. Zanzi⁵⁴ , O. Zaplatilek¹³² , C. Zeitnitz¹⁷¹ , H. Zeng^{14a} , J. C. Zeng¹⁶² , D. T. Zenger Jr²⁶ , O. Zenin³⁷ , T. Ženiš^{28a} , S. Zenz⁹⁴ , S. Zerradi^{35a} , D. Zerwas⁶⁶ , M. Zhai^{14a,14e} , B. Zhang^{14c} , D. F. Zhang¹³⁹ , J. Zhang^{62b} , J. Zhang⁶ , K. Zhang^{14a,14c} , L. Zhang^{14c} , P. Zhang^{14a,14e} , R. Zhang¹⁷⁰ , S. Zhang¹⁰⁶ , T. Zhang¹⁵³ , X. Zhang^{62c} , X. Zhang^{62b} , Y. Zhang^{5,62c} , Y. Zhang⁹⁶ , Y. Zhang^{62a} , Z. Zhang^{17a} , Z. Zhang⁶⁶ , H. Zhao¹³⁸ , P. Zhao⁵¹ , T. Zhao^{62b} , Y. Zhao¹³⁶ , Z. Zhao^{62a} , A. Zhemchugov³⁸ , K. Zheng¹⁶² , X. Zheng^{62a} , Z. Zheng¹⁴³ , D. Zhong¹⁶² , B. Zhou¹⁰⁶ , H. Zhou⁷ , N. Zhou^{62c} , Y. Zhou⁷

, C. G. Zhu^{62b} , J. Zhu¹⁰⁶ , Y. Zhu^{62c} , Y. Zhu^{62a} , X. Zhuang^{14a} , K. Zhukov³⁷ , V. Zhulanov³⁷ , N. I. Zimine³⁸ , J. Zinsser^{63b} , M. Ziolkowski¹⁴¹ , L. Živković¹⁵ , A. Zoccoli^{23a,23b} , K. Zoch⁵⁶ , T. G. Zorbass¹³⁹ , O. Zormpa⁴⁶ , W. Zou⁴¹ , L. Zwalinski³⁶ 

¹ Department of Physics, University of Adelaide, Adelaide, Australia

² Department of Physics, University of Alberta, Edmonton, AB, Canada

³ (a) Department of Physics, Ankara University, Ankara, Türkiye; (b) Division of Physics, TOBB University of Economics and Technology, Ankara, Türkiye

⁴ LAPP, Univ. Savoie Mont Blanc, CNRS/IN2P3, Annecy, France

⁵ APC, Université Paris Cité, CNRS/IN2P3, Paris, France

⁶ High Energy Physics Division, Argonne National Laboratory, Argonne, IL, USA

- ¹² Institute of Physics, Azerbaijan Academy of Sciences, Baku, Azerbaijan
- ¹³ Institut de Física d'Altes Energies (IFAE), Barcelona Institute of Science and Technology, Barcelona, Spain
- ¹⁴ (a) Institute of High Energy Physics, Chinese Academy of Sciences, Beijing, China; (b) Physics Department, Tsinghua University, Beijing, China; (c) Department of Physics, Nanjing University, Nanjing, China; (d) School of Science, Shenzhen Campus of Sun Yat-sen University, Shenzhen, China; (e) University of Chinese Academy of Science (UCAS), Beijing, China
- ¹⁵ Institute of Physics, University of Belgrade, Belgrade, Serbia
- ¹⁶ Department for Physics and Technology, University of Bergen, Bergen, Norway
- ¹⁷ (a) Physics Division, Lawrence Berkeley National Laboratory, Berkeley, CA, USA; (b) University of California, Berkeley, CA, USA
- ¹⁸ Institut für Physik, Humboldt Universität zu Berlin, Berlin, Germany
- ¹⁹ Albert Einstein Center for Fundamental Physics and Laboratory for High Energy Physics, University of Bern, Bern, Switzerland
- ²⁰ School of Physics and Astronomy, University of Birmingham, Birmingham, UK
- ²¹ (a) Department of Physics, Bogazici University, Istanbul, Türkiye; (b) Department of Physics Engineering, Gaziantep University, Gaziantep, Türkiye; (c) Department of Physics, Istanbul University, Istanbul, Türkiye
- ²² (a) Facultad de Ciencias y Centro de Investigaciones, Universidad Antonio Nariño, Bogotá, Colombia; (b) Departamento de Física, Universidad Nacional de Colombia, Bogotá, Colombia; (c) Pontificia Universidad Javeriana, Bogotá, Colombia
- ²³ (a) Dipartimento di Fisica e Astronomia A. Righi, Università di Bologna, Bologna, Italy; (b) INFN Sezione di Bologna, Bologna, Italy
- ²⁴ Physikalisches Institut, Universität Bonn, Bonn, Germany
- ²⁵ Department of Physics, Boston University, Boston, MA, USA
- ²⁶ Department of Physics, Brandeis University, Waltham, MA, USA
- ²⁷ (a) Transilvania University of Brasov, Brasov, Romania; (b) Horia Hulubei National Institute of Physics and Nuclear Engineering, Bucharest, Romania; (c) Department of Physics, Alexandru Ioan Cuza University of Iasi, Iasi, Romania; (d) National Institute for Research and Development of Isotopic and Molecular Technologies, Physics Department, Cluj-Napoca, Romania; (e) University Politehnica Bucharest, Bucharest, Romania; (f) West University in Timisoara, Timisoara, Romania; (g) Faculty of Physics, University of Bucharest, Bucharest, Romania
- ²⁸ (a) Faculty of Mathematics, Physics and Informatics, Comenius University, Bratislava, Slovakia; (b) Department of Subnuclear Physics, Institute of Experimental Physics of the Slovak Academy of Sciences, Kosice, Slovak Republic
- ²⁹ Physics Department, Brookhaven National Laboratory, Upton, NY, USA
- ³⁰ Universidad de Buenos Aires, Facultad de Ciencias Exactas y Naturales, Departamento de Física, y CONICET, Instituto de Física de Buenos Aires (IFIBA), Buenos Aires, Argentina
- ³¹ California State University, Long Beach, CA, USA
- ³² Cavendish Laboratory, University of Cambridge, Cambridge, UK
- ³³ (a) Department of Physics, University of Cape Town, Cape Town, South Africa; (b) iThemba Labs, Western Cape, South Africa; (c) Department of Mechanical Engineering Science, University of Johannesburg, Johannesburg, South Africa; (d) National Institute of Physics, University of the Philippines Diliman (Philippines), Quezon City, Philippines; (e) University of South Africa, Department of Physics, Pretoria, South Africa; (f) University of Zululand, KwaDlangezwa, South Africa; (g) School of Physics, University of the Witwatersrand, Johannesburg, South Africa
- ³⁴ Department of Physics, Carleton University, Ottawa, ON, Canada
- ³⁵ (a) Faculté des Sciences Ain Chock, Réseau Universitaire de Physique des Hautes Energies-Université Hassan II, Casablanca, Morocco; (b) Faculté des Sciences, Université Ibn-Tofail, Kénitra, Slovakia; (c) Faculté des Sciences Semlalia, Université Cadi Ayyad, LPHEA-Marrakech, Marrakech, Morocco; (d) LPMR, Faculté des Sciences, Université Mohamed Premier, Oujda, Morocco; (e) Faculté des sciences, Université Mohammed V, Rabat, Morocco; (f) Institute of Applied Physics, Mohammed VI Polytechnic University, Ben Guerir, Morocco
- ³⁶ CERN, Geneva, Switzerland
- ³⁷ Affiliated with an institute covered by a cooperation agreement with CERN, Geneva, Switzerland
- ³⁸ Affiliated with an international laboratory covered by a cooperation agreement with CERN, Geneva, Switzerland
- ³⁹ Enrico Fermi Institute, University of Chicago, Chicago, IL, USA
- ⁴⁰ LPC, Université Clermont Auvergne, CNRS/IN2P3, Clermont-Ferrand, France
- ⁴¹ Nevis Laboratory, Columbia University, Irvington, NY, USA
- ⁴² Niels Bohr Institute, University of Copenhagen, Copenhagen, Denmark

- 43 (a)Dipartimento di Fisica, Università della Calabria, Rende, Italy; (b)INFN Gruppo Collegato di Cosenza, Laboratori Nazionali di Frascati, Frascati, Italy
- 44 Physics Department, Southern Methodist University, Dallas, TX, USA
- 45 Physics Department, University of Texas at Dallas, Richardson, TX, USA
- 46 National Centre for Scientific Research “Demokritos”, Agia Paraskevi, Greece
- 47 (a)Department of Physics, Stockholm University, Stockholm, Sweden; (b)Oskar Klein Centre, Stockholm, Sweden
- 48 Deutsches Elektronen-Synchrotron DESY, Hamburg and Zeuthen, Germany
- 49 Fakultät Physik , Technische Universität Dortmund, Dortmund, Germany
- 50 Institut für Kern- und Teilchenphysik, Technische Universität Dresden, Dresden, Germany
- 51 Department of Physics, Duke University, Durham, NC, USA
- 52 SUPA-School of Physics and Astronomy, University of Edinburgh, Edinburgh, UK
- 53 INFN e Laboratori Nazionali di Frascati, Frascati, Italy
- 54 Physikalisches Institut, Albert-Ludwigs-Universität Freiburg, Freiburg, Germany
- 55 II. Physikalisches Institut, Georg-August-Universität Göttingen, Göttingen, Germany
- 56 Département de Physique Nucléaire et Corpusculaire, Université de Genève, Geneva, Switzerland
- 57 (a)Dipartimento di Fisica, Università di Genova, Genoa, Italy; (b)INFN Sezione di Genova, Genoa, Italy
- 58 II. Physikalisches Institut, Justus-Liebig-Universität Giessen, Giessen, Germany
- 59 SUPA-School of Physics and Astronomy, University of Glasgow, Glasgow, UK
- 60 LPSC, Université Grenoble Alpes, CNRS/IN2P3, Grenoble INP, Grenoble, France
- 61 Laboratory for Particle Physics and Cosmology, Harvard University, Cambridge, MA, USA
- 62 (a)Department of Modern Physics and State Key Laboratory of Particle Detection and Electronics, University of Science and Technology of China, Hefei, China; (b)Institute of Frontier and Interdisciplinary Science and Key Laboratory of Particle Physics and Particle Irradiation (MOE), Shandong University, Qingdao, China; (c)School of Physics and Astronomy, Shanghai Jiao Tong University, Key Laboratory for Particle Astrophysics and Cosmology (MOE), SKLPPC, Shanghai, China; (d)Tsung-Dao Lee Institute, Shanghai, China
- 63 (a)Kirchhoff-Institut für Physik, Ruprecht-Karls-Universität Heidelberg, Heidelberg, Germany; (b)Physikalisches Institut, Ruprecht-Karls-Universität Heidelberg, Heidelberg, Germany
- 64 (a)Department of Physics, Chinese University of Hong Kong, Shatin, NT, Hong Kong; (b)Department of Physics, University of Hong Kong, Hong Kong, China; (c)Department of Physics and Institute for Advanced Study, Hong Kong University of Science and Technology, Clear Water Bay, Kowloon, Hong Kong, China
- 65 Department of Physics, National Tsing Hua University, Hsinchu, Taiwan
- 66 IJCLab, Université Paris-Saclay, CNRS/IN2P3, 91405, Orsay, France
- 67 Centro Nacional de Microelectrónica (IMB-CNM-CSIC), Barcelona, Spain
- 68 Department of Physics, Indiana University, Bloomington, IN, USA
- 69 (a)INFN Gruppo Collegato di Udine, Sezione di Trieste, Udine, Italy; (b)ICTP, Trieste, Italy; (c)Dipartimento Politecnico di Ingegneria e Architettura, Università di Udine, Udine, Italy
- 70 (a)INFN Sezione di Lecce, Lecce, Italy; (b)Dipartimento di Matematica e Fisica, Università del Salento, Lecce, Italy
- 71 (a)INFN Sezione di Milano, Milan, Italy; (b)Dipartimento di Fisica, Università di Milano, Milan, Italy
- 72 (a)INFN Sezione di Napoli, Naples, Italy; (b)Dipartimento di Fisica, Università di Napoli, Naples, Italy
- 73 (a)INFN Sezione di Pavia, Pavia, Italy; (b)Dipartimento di Fisica, Università di Pavia, Pavia, Italy
- 74 (a)INFN Sezione di Pisa, Pisa, Italy; (b)Dipartimento di Fisica E. Fermi, Università di Pisa, Pisa, Italy
- 75 (a)INFN Sezione di Roma, Rome, Italy; (b)Dipartimento di Fisica, Sapienza Università di Roma, Rome, Italy
- 76 (a)INFN Sezione di Roma Tor Vergata, Rome, Italy; (b)Dipartimento di Fisica, Università di Roma Tor Vergata, Rome, Italy
- 77 (a)INFN Sezione di Roma Tre, Rome, Italy; (b)Dipartimento di Matematica e Fisica, Università Roma Tre, Rome, Italy
- 78 (a)INFN-TIFPA, Povo, Italy; (b)Università degli Studi di Trento, Trento, Italy
- 79 Universität Innsbruck, Department of Astro and Particle Physics, Innsbruck, Austria
- 80 University of Iowa, Iowa City, IA, USA
- 81 Department of Physics and Astronomy, Iowa State University, Ames, IA, USA
- 82 Istinye University, Sariyer, Istanbul, Türkiye
- 83 (a)Departamento de Engenharia Elétrica, Universidade Federal de Juiz de Fora (UFJF), Juiz de Fora, Brazil; (b)Universidade Federal do Rio De Janeiro COPPE/EE/IF, Rio de Janeiro, Brazil; (c)Instituto de Física, Universidade de São Paulo, São Paulo, Brazil; (d)Rio de Janeiro State University, Rio de Janeiro, Brazil

- 84 KEK, High Energy Accelerator Research Organization, Tsukuba, Japan
- 85 Graduate School of Science, Kobe University, Kobe, Japan
- 86 (a) AGH University of Science and Technology, Faculty of Physics and Applied Computer Science, Krakow, Poland; (b) Marian Smoluchowski Institute of Physics, Jagiellonian University, Krakow, Poland
- 87 Institute of Nuclear Physics Polish Academy of Sciences, Krakow, Poland
- 88 Faculty of Science, Kyoto University, Kyoto, Japan
- 89 Research Center for Advanced Particle Physics and Department of Physics, Kyushu University, Fukuoka, Japan
- 90 Instituto de Física La Plata, Universidad Nacional de La Plata and CONICET, La Plata, Argentina
- 91 Physics Department, Lancaster University, Lancaster, UK
- 92 Oliver Lodge Laboratory, University of Liverpool, Liverpool, UK
- 93 Department of Experimental Particle Physics, Jožef Stefan Institute and Department of Physics, University of Ljubljana, Ljubljana, Slovenia
- 94 School of Physics and Astronomy, Queen Mary University of London, London, UK
- 95 Department of Physics, Royal Holloway University of London, Egham, UK
- 96 Department of Physics and Astronomy, University College London, London, UK
- 97 Louisiana Tech University, Ruston, LA, USA
- 98 Fysiska institutionen, Lunds universitet, Lund, Sweden
- 99 Departamento de Física Teórica C-15 and CIAFF, Universidad Autónoma de Madrid, Madrid, Spain
- 100 Institut für Physik, Universität Mainz, Mainz, Germany
- 101 School of Physics and Astronomy, University of Manchester, Manchester, UK
- 102 CPPM, Aix-Marseille Université, CNRS/IN2P3, Marseille, France
- 103 Department of Physics, University of Massachusetts, Amherst, MA, USA
- 104 Department of Physics, McGill University, Montreal, QC, Canada
- 105 School of Physics, University of Melbourne, Parkville, VIC, Australia
- 106 Department of Physics, University of Michigan, Ann Arbor, MI, USA
- 107 Department of Physics and Astronomy, Michigan State University, East Lansing, MI, USA
- 108 Group of Particle Physics, University of Montreal, Montreal, QC, Canada
- 109 Fakultät für Physik, Ludwig-Maximilians-Universität München, Munich, Germany
- 110 Max-Planck-Institut für Physik (Werner-Heisenberg-Institut), Munich, Germany
- 111 Graduate School of Science and Kobayashi-Maskawa Institute, Nagoya University, Nagoya, Japan
- 112 Department of Physics and Astronomy, University of New Mexico, Albuquerque, NM, USA
- 113 Institute for Mathematics, Astrophysics and Particle Physics, Radboud University/Nikhef, Nijmegen, The Netherlands
- 114 Nikhef National Institute for Subatomic Physics and University of Amsterdam, Amsterdam, The Netherlands
- 115 Department of Physics, Northern Illinois University, DeKalb, IL, USA
- 116 (a) New York University Abu Dhabi, Abu Dhabi, United Arab Emirates; (b) University of Sharjah, Sharjah, United Arab Emirates
- 117 Department of Physics, New York University, New York, NY, USA
- 118 Ochanomizu University, Otsuka, Bunkyo-ku, Tokyo, Japan
- 119 Ohio State University, Columbus, OH, USA
- 120 Homer L. Dodge Department of Physics and Astronomy, University of Oklahoma, Norman, OK, USA
- 121 Department of Physics, Oklahoma State University, Stillwater, OK, USA
- 122 Palacký University, Joint Laboratory of Optics, Olomouc, Czech Republic
- 123 Institute for Fundamental Science, University of Oregon, Eugene, OR, USA
- 124 Graduate School of Science, Osaka University, Osaka, Japan
- 125 Department of Physics, University of Oslo, Oslo, Norway
- 126 Department of Physics, Oxford University, Oxford, UK
- 127 LPNHE, Sorbonne Université, Université Paris Cité, CNRS/IN2P3, Paris, France
- 128 Department of Physics, University of Pennsylvania, Philadelphia, PA, USA
- 129 Department of Physics and Astronomy, University of Pittsburgh, Pittsburgh, PA, USA
- 130 (a) Laboratório de Instrumentação e Física Experimental de Partículas-LIP, Lisbon, Portugal; (b) Departamento de Física, Faculdade de Ciências, Universidade de Lisboa, Lisbon, Portugal; (c) Departamento de Física, Universidade de Coimbra, Coimbra, Portugal; (d) Centro de Física Nuclear da Universidade de Lisboa, Lisbon, Portugal; (e) Departamento de Física,

- Universidade do Minho, Braga, Portugal; ^(f)Departamento de Física Teórica y del Cosmos, Universidad de Granada, Granada, Spain; ^(g)Departamento de Física, Instituto Superior Técnico, Universidade de Lisboa, Lisbon, Portugal
- 131 Institute of Physics of the Czech Academy of Sciences, Prague, Czech Republic
- 132 Czech Technical University in Prague, Prague, Czech Republic
- 133 Charles University, Faculty of Mathematics and Physics, Prague, Czech Republic
- 134 Particle Physics Department, Rutherford Appleton Laboratory, Didcot, UK
- 135 IRFU, CEA, Université Paris-Saclay, Gif-sur-Yvette, France
- 136 Santa Cruz Institute for Particle Physics, University of California Santa Cruz, Santa Cruz, CA, USA
- 137 ^(a)Departamento de Física, Pontificia Universidad Católica de Chile, Santiago, Chile; ^(b)Millennium Institute for Subatomic physics at high energy frontier (SAPHIR), Santiago, Chile; ^(c)Instituto de Investigación Multidisciplinario en Ciencia y Tecnología, y Departamento de Física, Universidad de La Serena, La Serena, Chile; ^(d)Universidad Andres Bello, Department of Physics, Santiago, Chile; ^(e)Instituto de Alta Investigación, Universidad de Tarapacá, Arica, Chile ; ^(f)Departamento de Física, Universidad Técnica Federico Santa María, Valparaíso, Chile
- 138 Department of Physics, University of Washington, Seattle, WA, USA
- 139 Department of Physics and Astronomy, University of Sheffield, Sheffield, UK
- 140 Department of Physics, Shinshu University, Nagano, Japan
- 141 Department Physik, Universität Siegen, Siegen, Germany
- 142 Department of Physics, Simon Fraser University, Burnaby, BC, Canada
- 143 SLAC National Accelerator Laboratory, Stanford, CA, USA
- 144 Department of Physics, Royal Institute of Technology, Stockholm, Sweden
- 145 Departments of Physics and Astronomy, Stony Brook University, Stony Brook, NY, USA
- 146 Department of Physics and Astronomy, University of Sussex, Brighton, UK
- 147 School of Physics, University of Sydney, Sydney, Australia
- 148 Institute of Physics, Academia Sinica, Taipei, Taiwan
- 149 ^(a)E. Andronikashvili Institute of Physics, Iv. Javakhishvili Tbilisi State University, Tbilisi, Georgia; ^(b)High Energy Physics Institute, Tbilisi State University, Tbilisi, Georgia; ^(c)University of Georgia, Tbilisi, Georgia
- 150 Department of Physics, Technion, Israel Institute of Technology, Haifa, Israel
- 151 Raymond and Beverly Sackler School of Physics and Astronomy, Tel Aviv University, Tel Aviv, Israel
- 152 Department of Physics, Aristotle University of Thessaloniki, Thessaloniki, Greece
- 153 International Center for Elementary Particle Physics and Department of Physics, University of Tokyo, Tokyo, Japan
- 154 Department of Physics, Tokyo Institute of Technology, Tokyo, Japan
- 155 Department of Physics, University of Toronto, Toronto, ON, Canada
- 156 ^(a)TRIUMF, Vancouver, BC, Canada; ^(b)Department of Physics and Astronomy, York University, Toronto, ON, Canada
- 157 Division of Physics and Tomonaga Center for the History of the Universe, Faculty of Pure and Applied Sciences, University of Tsukuba, Tsukuba, Japan
- 158 Department of Physics and Astronomy, Tufts University, Medford, MA, USA
- 159 United Arab Emirates University, Al Ain, United Arab Emirates
- 160 Department of Physics and Astronomy, University of California Irvine, Irvine, CA, USA
- 161 Department of Physics and Astronomy, University of Uppsala, Uppsala, Sweden
- 162 Department of Physics, University of Illinois, Urbana, IL, USA
- 163 Instituto de Física Corpuscular (IFIC), Centro Mixto Universidad de Valencia - CSIC, Valencia, Spain
- 164 Department of Physics, University of British Columbia, Vancouver, BC, Canada
- 165 Department of Physics and Astronomy, University of Victoria, Victoria, BC, Canada
- 166 Fakultät für Physik und Astronomie, Julius-Maximilians-Universität Würzburg, Würzburg, Germany
- 167 Department of Physics, University of Warwick, Coventry, UK
- 168 Waseda University, Tokyo, Japan
- 169 Department of Particle Physics and Astrophysics, Weizmann Institute of Science, Rehovot, Israel
- 170 Department of Physics, University of Wisconsin, Madison, WI, USA
- 171 Fakultät für Mathematik und Naturwissenschaften, Fachgruppe Physik, Bergische Universität Wuppertal, Wuppertal, Germany
- 172 Department of Physics, Yale University, New Haven, CT, USA

^a Also Affiliated with an Institute Covered by a Cooperation Agreement with CERN, Geneva, Switzerland

- ^b Also at APC, Université Paris Cité, CNRS/IN2P3, Paris, France
- ^c Also at Borough of Manhattan Community College, City University of New York, New York, NY, USA
- ^d Also at Center for High Energy Physics, Peking University, China
- ^e Also at Center for Interdisciplinary Research and Innovation (CIRI-AUTH), Thessaloniki, Greece
- ^f Also at Centro Studi e Ricerche Enrico Fermi, Rome, Italy
- ^g Associated at CERN, Geneva, Switzerland
- ^h Also at CERN, Geneva, Switzerland
- ⁱ Also at Département de Physique Nucléaire et Corpusculaire, Université de Genève, Geneva, Switzerland
- ^j Also at Departament de Física de la Universitat Autònoma de Barcelona, Barcelona, Spain
- ^k Also at Department of Financial and Management Engineering, University of the Aegean, Chios, Greece
- ^l Also at Department of Physics and Astronomy, Michigan State University, East Lansing, MI, USA
- ^m Also at Department of Physics and Astronomy, University of Sheffield, Sheffield, UK
- ⁿ Also at Department of Physics and Astronomy, University of Victoria, Victoria, BC, Canada
- ^o Also at Department of Physics, California State University, Sacramento, USA
- ^p Also at Department of Physics, King's College London, London, UK
- ^q Also at Department of Physics, Royal Holloway University of London, Egham, UK
- ^r Also at Department of Physics, University of Fribourg, Fribourg, Switzerland
- ^s Also at Department of Physics, University of Thessaly, Thessaly, Greece
- ^t Also at Department of Physics, Westmont College, Santa Barbara, USA
- ^u Also at Fakultät für Mathematik und Naturwissenschaften, Fachgruppe Physik, Bergische Universität Wuppertal, Wuppertal, Germany
- ^v Also at Hellenic Open University, Patras, Greece
- ^w Also at Institutio Catalana de Recerca i Estudis Avancats, ICREA, Barcelona, Spain
- ^x Also at Institut für Experimentalphysik, Universität Hamburg, Hamburg, Germany
- ^y Also at Institute of Applied Physics, Mohammed VI Polytechnic University, Ben Guerir, Morocco
- ^z Also at Institute of Particle Physics (IPP), Burnaby, Canada
- ^{aa} Also at Institute of Physics and Technology, Ulaanbaatar, Mongolia
- ^{ab} Also at Institute of Physics, Azerbaijan Academy of Sciences, Baku, Azerbaijan
- ^{ac} Also at Institute of Theoretical Physics, Ilia State University, Tbilisi, Georgia
- ^{ad} Also at IRFU, CEA, Université Paris-Saclay, Gif-sur-Yvette, France
- ^{ae} Also at Lawrence Livermore National Laboratory, Livermore, USA
- ^{af} Also at School of Physics and Astronomy, University of Birmingham, Birmingham, UK
- ^{ag} Also at The Collaborative Innovation Center of Quantum Matter (CICQM), Beijing, China
- ^{ah} Also at TRIUMF, Vancouver, BC, Canada
- ^{ai} Also at Università di Napoli Parthenope, Naples, Italy
- ^{aj} Also at Department of Physics, University of Colorado Boulder, Boulder, CO, USA
- ^{ak} Also at Washington College, Chestertown, MD, USA
- ^{al} Also at Physics Department, An-Najah National University, Nablus, Palestine
- * Deceased