

# Lawrence Berkeley National Laboratory

## Lawrence Berkeley National Laboratory

### Title

OBSERVATION OF THE He (2980) PRODUCED IN THE RADIATIVE DECAY OF THE Y' (3684)

### Permalink

<https://escholarship.org/uc/item/9890p7q5>

### Author

Himel, T.M.

### Publication Date

1980-07-01



# Lawrence Berkeley Laboratory

UNIVERSITY OF CALIFORNIA

## Physics, Computer Science & Mathematics Division

Submitted to Physical Review Letters


OBSERVATION OF THE  $\eta_c$  (2980) PRODUCED IN THE RADIATIVE  
DECAY OF THE  $\Psi'$  (3684)

Lawrence Berkeley Laboratory and Department of Physics  
University of California, Berkeley, and Stanford Linear  
Accelerator Center, Stanford University, California

July 1980

**TWO-WEEK LOAN COPY**

*This is a Library Circulating Copy  
which may be borrowed for two weeks.  
For a personal retention copy, call  
Tech. Info. Division, Ext. 6782*



*LBL-11166.c.2*

## DISCLAIMER

This document was prepared as an account of work sponsored by the United States Government. While this document is believed to contain correct information, neither the United States Government nor any agency thereof, nor the Regents of the University of California, nor any of their employees, makes any warranty, express or implied, or assumes any legal responsibility for the accuracy, completeness, or usefulness of any information, apparatus, product, or process disclosed, or represents that its use would not infringe privately owned rights. Reference herein to any specific commercial product, process, or service by its trade name, trademark, manufacturer, or otherwise, does not necessarily constitute or imply its endorsement, recommendation, or favoring by the United States Government or any agency thereof, or the Regents of the University of California. The views and opinions of authors expressed herein do not necessarily state or reflect those of the United States Government or any agency thereof or the Regents of the University of California.

OBSERVATION OF THE  $\eta_c(2980)$  PRODUCED IN THE RADIATIVE DECAY OF THE  $\psi'(3684)$

T. M. Himel,<sup>a</sup> G. H. Trilling, G. S. Abrams, M. S. Alam,<sup>b</sup> C. A. Blocker,  
A. P. Blondel, A. M. Boyarski, M. Breidenbach, D. L. Burke, W. C. Carithers,  
W. Chinowsky, M. W. Coles, S. Cooper, W. E. Dieterle, J. B. Dillon,  
J. Dorenbosch, J. M. Dorfan, M. W. Eaton, G. J. Feldman, M. E. B. Franklin,  
G. Gidal, G. Goldhaber, G. Hanson, K. G. Hayes, D. G. Hitlin,<sup>c</sup> R. J. Hollebeek,  
W. R. Innes, J. A. Jaros, P. Jenni,<sup>a</sup> A. D. Johnson, J. A. Kadyk, A. J. Lankford,  
R. R. Larsen, M. E. Levi, V. Lüth, R. E. Millikan, M. E. Nelson, C. Y. Pang,  
J. F. Patrick, M. L. Perl, B. Richter, A. Roussarie, D. L. Scharre,  
R. H. Schindler,<sup>a</sup> R. F. Schwitters,<sup>d</sup> J. L. Siegrist, J. Strait, H. Taureg,<sup>a</sup>  
M. Tonutti,<sup>e</sup> E. N. Vella, R. A. Vidal, I. Videau, J. M. Weiss, and H. Zaccone<sup>f</sup>

Stanford Linear Accelerator Center  
Stanford University, Stanford, California 94305

and

Lawrence Berkeley Laboratory and Department of Physics  
University of California, Berkeley, California 94720

ABSTRACT

In a study of  $\psi'(3684)$  radiative decays with the Mark II detector at SPEAR, we observe the decay sequence  $\psi' \rightarrow \gamma\eta_c(2980)$ , with the  $\eta_c(2980)$  decaying into several completely reconstructed hadronic modes. We obtain a mass  $M = 2980 \pm 8 \text{ MeV}/c^2$  and a width  $\Gamma < 40 \text{ MeV}/c^2$  (90% confidence level), and present estimates of some of the decay branching ratios.

The lowest lying pseudoscalar bound state of the charmed quark and anti-quark, the  $\eta_c$ , has been the object of considerable search ever since the discovery of the corresponding vector state, the  $\psi(3095)$ . If one assumes the  $\eta_c$  to be lighter than the  $\psi$ , the processes in which one might expect to observe it are,

$$\psi \rightarrow \gamma \eta_c \quad (1a)$$

$$\psi' \rightarrow \gamma \eta_c \quad (1b)$$

where  $\psi'$  denotes the  $\psi(3684)$ .

Early observations<sup>1</sup> by the DASP group of a  $2\gamma$  peak at a mass of 2.83 GeV/c<sup>2</sup> in the decay mode  $\psi \rightarrow 3\gamma$  have not been confirmed in the more recent work of the Crystal Ball Collaboration.<sup>2</sup> The latter group has however reported the observation of peaks in the study of the  $\psi'$  and  $\psi$  inclusive photon spectra,<sup>3</sup> which they ascribe to the production via reaction (1) of a possible  $\eta_c$  of mass  $2978 \pm 9$  MeV/c<sup>2</sup>.

In this paper, we present evidence, based on a high-statistics study of  $\psi'$  decays with the Mark II detector at SPEAR, for the production through (1b) of a state of mass 2980 MeV/c<sup>2</sup> which decays into several identified hadronic final states. This work provides confirmation by an independent technique of the existence of the 2980 MeV/c<sup>2</sup> state.

The Mark II detector has been described in detail in earlier publications,<sup>4</sup> and we confine ourselves here to a brief discussion of those features crucial to the present analysis. A cylindrical drift chamber system<sup>5</sup> in a magnetic field is used to measure the momenta of charged particles. Photons are detected by a liquid argon calorimeter<sup>6</sup> which provides precise direction information

and a somewhat less accurate energy measurement. Charged particle identification is obtained with a system of 48 time-of-flight (TOF) counters which provide 0.3 ns timing resolution over a flight path of average length 1.7 m. The solid angle subtended by these devices is about 70% of  $4\pi$  except for the drift chamber which has a somewhat larger acceptance.

Our photon energy resolution is not sufficiently good to search for monoenergetic photons inclusively, and we have therefore studied specific final states in which all outgoing particles are detected. The actual states chosen for study are the following:

$$\psi' \rightarrow \gamma p \bar{p} \quad (2a)$$

$$\psi' \rightarrow \gamma \pi^+ \pi^- \pi^+ \pi^- \quad (2b)$$

$$\psi' \rightarrow \gamma \pi^+ \pi^- \bar{K}^+ K^- \quad (2c)$$

$$\psi' \rightarrow \gamma \pi^+ \pi^- p \bar{p} \quad (2d)$$

$$\psi' \rightarrow \gamma K^{\pm} \pi^{\mp} K_S \quad (2e)$$

$$| \rightarrow \pi^+ \pi^- .$$

These choices are the simplest ones which can arise from the decay of a pseudoscalar particle into charged hadrons and  $K_S$ . Candidate events are required to have two (reaction (2a)) or four reconstructed tracks plus at least one photon detected in the calorimeter. Events with more than one detected photon are retained because noise in the liquid argon pre-amplifiers occasionally causes the tracking program to find false photons. For reaction (2e) the decay products of the  $K_S$  are required to have a measured invariant mass between 476 and 520 MeV. The mass assignments for the charged particles are based on rather loose TOF cuts coupled with the kinematic fits to reactions (2a - e) which are discussed below.

We now consider the problem of establishing the presence of a single photon as required by reaction (2), for which we set up criteria which are

as independent as possible of the energy carried off by the photon. First we require a small missing mass recoiling against the charged particles and  $K_S$  in (2) by cutting on the quantity  $U$  defined by,

$$U \equiv E - P \quad ,$$

where  $E$  and  $P$  are the missing energy and momentum. The virtue of the quantity  $U$  is that its measurement uncertainty is insensitive to the value of the missing momentum  $P$  whereas the missing mass squared, roughly equal to  $2PU$ , has an error which is proportional to  $P$ . For our sample, we use the cut  $|U| \leq 0.1$  GeV, which removes almost all events with more than one  $\pi^0$  but does not distinguish between single  $\pi^0$  and single photon events for  $P > 0.3$  GeV/c. To make this latter distinction we use the measured direction of the observed photon candidate by forming the quantity

$$q^2 \equiv (2P \sin \alpha/2)^2 \approx (P\alpha)^2$$

where  $\alpha$  is the angle between the direction of the missing momentum  $\vec{P}$  and the measured direction of the photon. Again the choice of the quantity  $q^2$  is motivated by the fact that, to good approximation, its distribution is independent of the momentum of the outgoing neutral whether a  $\pi^0$  or a photon. For direct photon emission, the expected distribution of  $q^2$  is highly peaked near  $q = 0$  with about 80% of the events in the signal interval  $q^2 < 0.001$  GeV<sup>2</sup>.

The  $q^2$  distribution for photons from events with single  $\pi^0$  is much broader. We have calculated that only 10% of such events lead to photons within the above  $q^2$  signal interval. To evaluate the actual number of such background photons, we use a control interval  $0.002 \leq q^2 \leq 0.01$  GeV<sup>2</sup>, and determine that 51% of single  $\pi^0$  events give rise to a photon within that control interval. Thus about 20% as many events as are in the control interval will be a background in the signal interval.

The data discussed in this analysis come from a study of  $10^6$   $\psi'$  decays. Events satisfying the topological and TOF criteria already mentioned and

satisfying the cut  $|U| < 0.1 \text{ GeV}$  are selected for further study. We determine the hadronic effective mass  $M$  for these events by a 1C kinematic fit which constrains the neutral to be massless. Figure 1 shows the distribution of  $q^2$  for two intervals of  $M$ :  $3.35 \leq M \leq 3.45 \text{ GeV}/c^2$  in Fig. 1a and  $M \leq 3.35 \text{ GeV}/c^2$  in Fig. 1b. The distribution in Fig. 1a is dominated by the well-known X state at 3.41 GeV and shows the expected large direct photon peak at low  $q^2$ . The sample plotted in Fig. 1b which corresponds to  $M$  values below all known X states has a very sizable direct photon peak plus a substantial single  $\pi^0$  background. Figure 2a shows the mass spectrum for events in the direct-photon signal interval  $q^2 < 0.001 \text{ GeV}^2$ , and Fig. 2b the corresponding spectrum for the  $\pi^0$  control interval  $0.002 < q^2 < 0.01 \text{ GeV}^2$ . Figure 2c shows the background-corrected direct photon mass spectrum obtained by subtraction of the suitably renormalized spectrum in Fig. 2b from that in Fig. 2a. From Fig. 2 one can make the following observations concerning the mass spectrum below  $3.35 \text{ GeV}/c^2$ :

- (i) the hadronic mass spectrum of the direct photon events is quite different from the spectrum for those corresponding reactions in which the photon is replaced by a  $\pi^0$ ;
- (ii) there is evidence for a narrow bump in the mass interval between 2.95 and 3.00  $\text{GeV}/c^2$  produced only in the direct photon decays; and
- (iii) the bump contains about 20% of the total number of direct photon events present in Fig. 1b, the remainder being associated principally with hadronic masses below 2.8  $\text{GeV}/c^2$ . The statistical significance of the bump can be assessed from Fig. 2a by noting that the population in the interval from 2.95 to 3.00  $\text{GeV}/c^2$  expected from side-bands is 6.8 events whereas 25 events are actually observed. The probability of a fluctuation as large or larger than this, due account being taken of the uncertainty of the background estimate, is  $7 \times 10^{-7}$ . If we allow that our histogram in Fig. 2a contains 40 adjacent bin pairs, the probability that anyone of these pairs provides such a large fluctuation is then only  $3 \times 10^{-5}$ . Thus, independent of other observations



the present data taken on its own provide strong evidence of a narrow structure between 2.95 and 3.00 GeV/c<sup>2</sup>. The fact that this structure falls at just the same mass as that of the report by the Crystal Ball Collaboration makes the case for the existence of a particle near 2.98 GeV/c<sup>2</sup> produced in radiative  $\psi'$  decay compelling.

We now consider further what properties of this particle, which we denote as the  $\eta_c(2980)$ , we can deduce from our rather limited statistics. We have fitted the mass spectrum of Fig. 2a between 2.80 and 3.05 GeV/c<sup>2</sup> with the superposition of a flat background and a Breit-Wigner shape modified by our expected resolution which is typically  $\sigma \approx 15$  MeV/c<sup>2</sup>. We have also attempted to improve somewhat the mass resolution by subjecting the event sample to 5C kinematic fits in which use is made of the photon energy and directional information. The results of the analysis are as follows:

$$M(\eta_c) = 2980 \pm 8 \text{ MeV/c}^2$$

$$\Gamma(\eta_c) < 40 \text{ MeV/c}^2 \quad (90\% \text{ C.L.})$$

We have also made estimates of the branching ratio products for  $\eta_c$  decay into the final states listed in (2). The efficiencies for the reactions (2a-e) have been evaluated by Monte Carlo methods and range from 0.04 for (2e) to 0.24 for (2a). The results are given in Table I. It is worth noting that from isospin consideration one can obtain a value of branching ratio products for  $\psi' \rightarrow \gamma\eta_c$ ,  $\eta_c \rightarrow K\bar{K}\pi$  of  $(4.5_{-1.8}^{+2.4}) \times 10^{-4}$ . Since the overall branching ratio estimate of the Crystal Ball Collaboration<sup>3</sup> for  $\psi' \rightarrow \gamma\eta_c$  is 0.43% the net  $\eta_c \rightarrow K\bar{K}\pi$  branching fraction appears to be very substantial.

In our efficiency determination we have assumed the photon angular distribution appropriate to reaction (1b), namely  $1 + \cos^2 \theta$ . The data are completely

compatible with this distribution but the statistics are too small to consider this as a confirmation of the  $\eta_c$  interpretation.

In summary, we have presented evidence for the existence of the  $\eta_c(2980)$  as a product of the radiative decay of the  $\psi'$ , and have given estimates of its branching ratios into several hadronic channels.

This work was supported primarily by the Department of Energy under Contracts No. DE-AC03-76SF00515 and No. W-7405-ENG-48. Support for individuals came from the listed institutions plus Deutsche Akademische Austausch Dienst Bonn and Ecole Polytechnique.

#### REFERENCES

- <sup>a</sup>Present address: EP Division, CERN, Geneva, Switzerland.
- <sup>b</sup>Present address: Vanderbilt University, Nashville, Tenn. 37235.
- <sup>c</sup>Present address: California Institute of Technology, Pasadena, Cal. 91125.
- <sup>d</sup>Present address: Harvard University, Cambridge, Mass. 02138.
- <sup>e</sup>Present address: Universität Bonn, Bonn, Federal Republic of Germany.
- <sup>f</sup>Present address: Centre d'Etudes Nucléaires de Saclay, B.P. no. 2, F-91190 Gif-sur-Yvette, France.
1. W. Braunschweig et al., Phys. Lett. 67B, 1243 (1978).
  2. R. Partridge et al., Phys. Rev. Lett. 44, 712 (1980).
  3. E. D. Bloom, in Proceedings of the 1979 International Symposium on Lepton and Photon Interactions at High Energies (Fermilab, Batavia, Ill., 1979), p. 92; R. Partridge et al., "Observation of an  $\eta_c$  Candidate State with Mass  $2978 \pm 9$  MeV," SLAC-PUB-2578 (to be published in the same issue of Physical Review Letters).
  4. G. S. Abrams et al., Phys. Rev. Lett. 43, 477, 481 (1979).
  5. W. Davies-White et al., Nucl. Instrum. Methods 160, 227 (1979).
  6. G. S. Abrams et al., IEEE Trans. Nucl. Sci. 25, 1, 309 (1978) and NS-27, 59 (1980).

Table I. Branching ratios for the decay  $\psi' \rightarrow \gamma \eta_c \rightarrow \gamma$  hadrons.

Hadronic mode	$B(\psi' \rightarrow \gamma \eta_c) B(\eta_c \rightarrow \text{hadrons})$
$K^{\pm} K_S^0 \pi^{\mp}$	$(1.5_{-0.6}^{+0.8}) \times 10^{-4}$
$2\pi^{+} 2\pi^{-}$	$(5.7_{-2.4}^{+3.9}) \times 10^{-5}$
$\pi^{+} \pi^{-} K^{+} K^{-}$	$(4.0_{-2.5}^{+6.0}) \times 10^{-5}$
$p\bar{p}$	$(8_{-4}^{+8}) \times 10^{-6}$
$\pi^{+} \pi^{-} p\bar{p}$	$< 5 \times 10^{-5}$ (90% C.L.)

FIGURE CAPTIONS

Fig. 1. Distribution of the quantity  $q^2$  for low-missing-mass events.

(a) Hadronic mass  $M$  in the range  $3.35 - 3.45 \text{ GeV}/c^2$ , (b)  $M < 3.35 \text{ GeV}/c^2$ .

Fig. 2. Hadronic mass spectrum for (a)  $q^2 < 0.001 \text{ GeV}^2$ , (b)  $0.002 < q^2 < 0.01 \text{ GeV}^2$ , (c) background subtracted direct photon event sample.

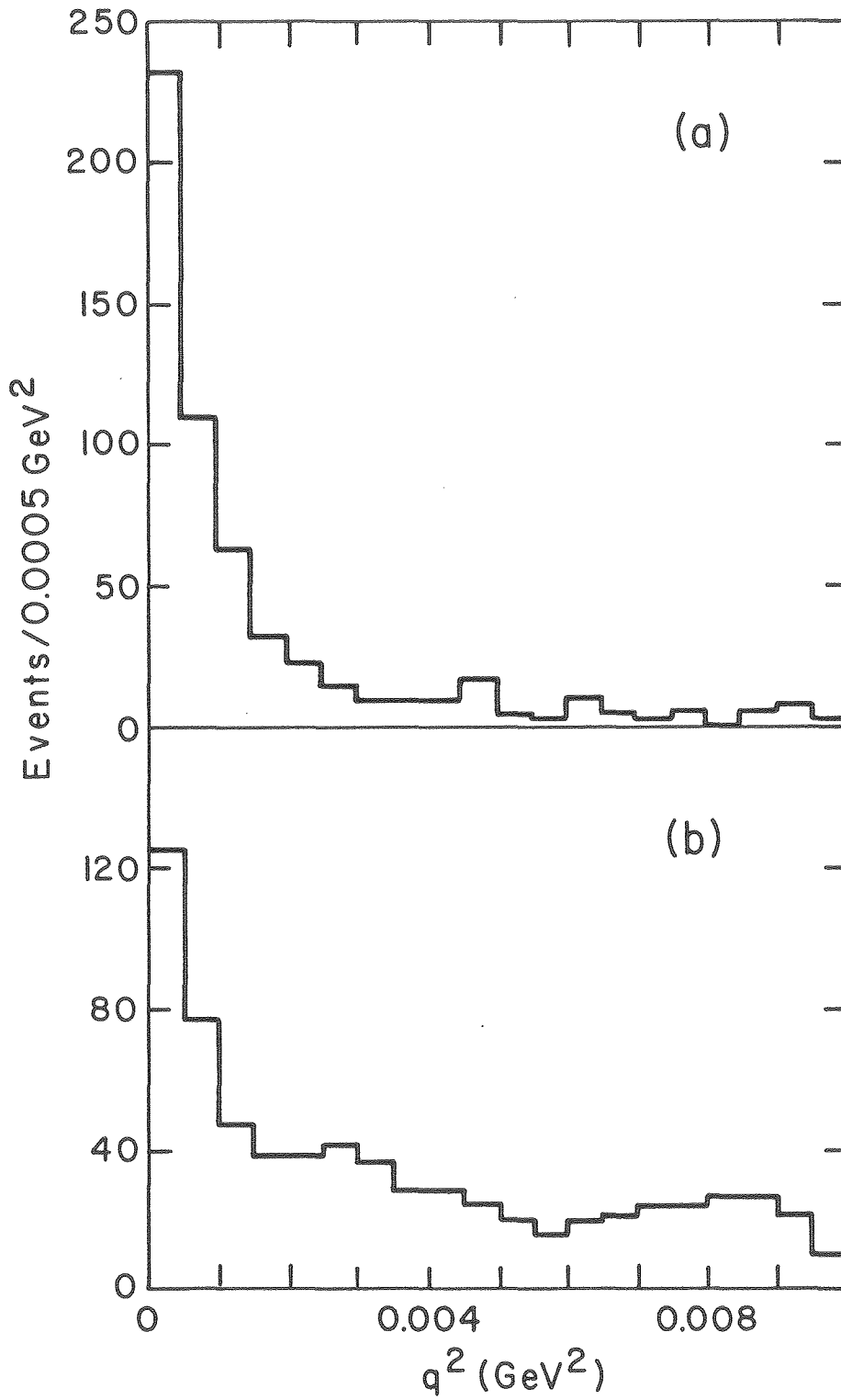


Fig. 1

XBL 807-1380

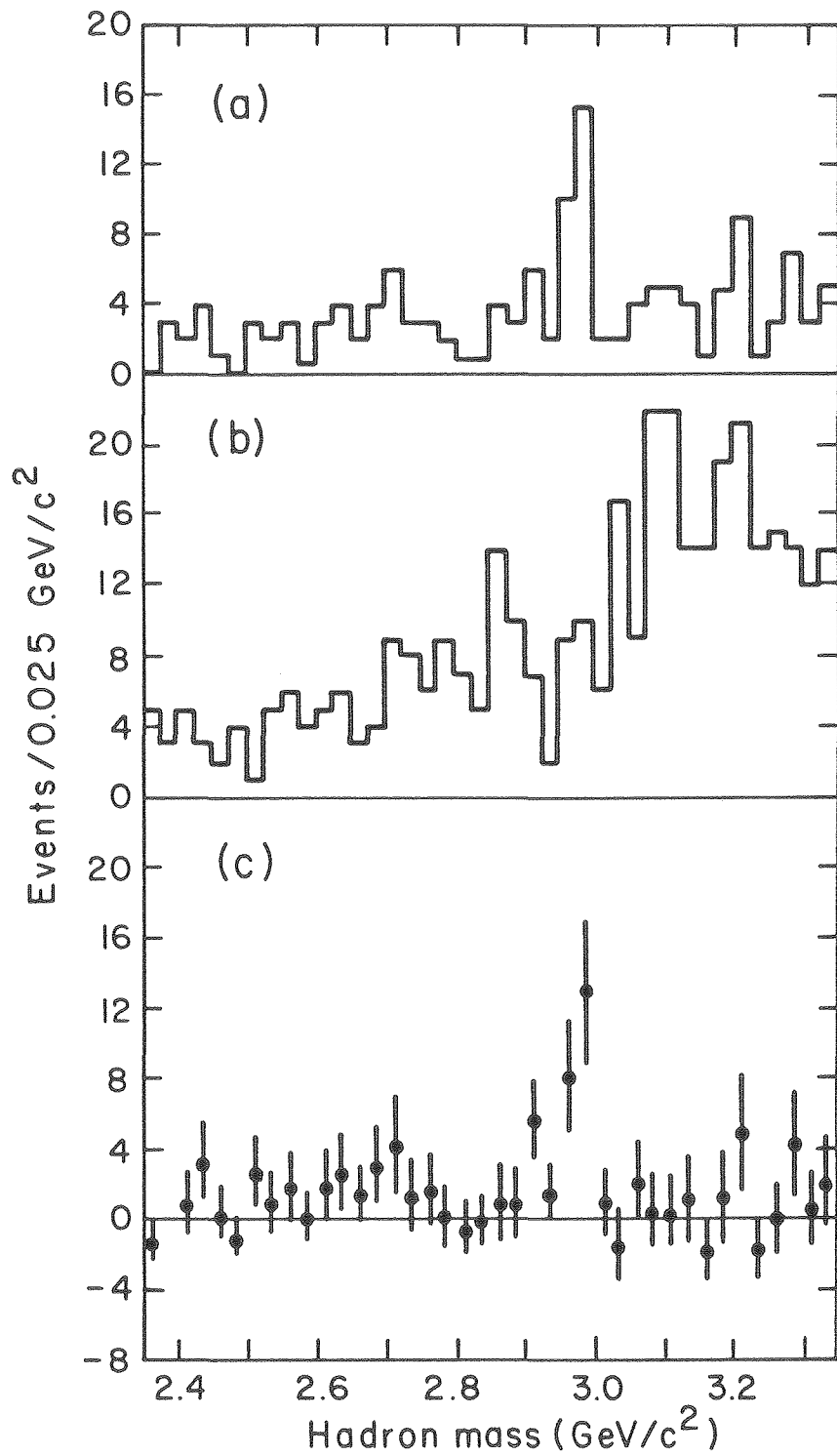


Fig. 2

XBL 807-1381