

UCLA

UCLA Previously Published Works

Title

A general strategy for C(sp³)—H functionalization with nucleophiles using methyl radical as a hydrogen atom abstractor

Permalink

<https://escholarship.org/uc/item/94j794hg>

Journal

Nature Communications, 12(1)

ISSN

2041-1723

Authors

Leibler, Isabelle Nathalie-Marie

Tekle-Smith, Makeda A

Doyle, Abigail G

Publication Date

2021

DOI



10.1038/s41467-021-27165-z

Copyright Information

This work is made available under the terms of a Creative Commons Attribution License, available at <https://creativecommons.org/licenses/by/4.0/>

Peer reviewed

A general strategy for C(sp³)-H functionalization with nucleophiles using methyl radical as a hydrogen atom abstractor

Isabelle Nathalie-Marie Leibler¹, Makeda A. Tekle-Smith^{1,2} & Abigail G. Doyle^{1,2}  

Photoredox catalysis has provided many approaches to C(sp³)-H functionalization that enable selective oxidation and C(sp³)-C bond formation via the intermediacy of a carbon-centered radical. While highly enabling, functionalization of the carbon-centered radical is largely mediated by electrophilic reagents. Notably, nucleophilic reagents represent an abundant and practical reagent class, motivating the interest in developing a general C(sp³)-H functionalization strategy with nucleophiles. Here we describe a strategy that transforms C(sp³)-H bonds into carbocations via sequential hydrogen atom transfer (HAT) and oxidative radical-polar crossover. The resulting carbocation is functionalized by a variety of nucleophiles—including halides, water, alcohols, thiols, an electron-rich arene, and an azide—to effect diverse bond formations. Mechanistic studies indicate that HAT is mediated by methyl radical—a previously unexplored HAT agent with differing polarity to many of those used in photoredox catalysis—enabling new site-selectivity for late-stage C(sp³)-H functionalization.

¹Department of Chemistry, Princeton University, Princeton, NJ 08544, USA. ²Department of Chemistry and Biochemistry, University of Los Angeles, Los Angeles, CA 90095, USA. ✉email: agdoyle@chem.ucla.edu

Catalytic methods for C(sp³)-H functionalization are of broad value for the construction of synthetic building blocks from feedstock chemicals and for the late-stage derivatization of complex molecules¹. While significant progress has been made in this area, interfacing the cleavage of strong bonds with diverse and useful functionalization remains an outstanding challenge. Chemists have identified multiple strategies for C(sp³)-H bond cleavage: oxidative addition with a transition metal, concerted C(sp³)-H insertion, heterolytic cleavage via deprotonation or hydride abstraction, and homolytic cleavage via hydrogen atom transfer (HAT) (Fig. 1A)²⁻⁸. Among these tactics, hydride abstraction has seen limited development as a result of the requirement for strong Lewis acids, which are often incompatible with desirable substrates and functionalization reagents⁵. Nevertheless, access to a carbocation from a C(sp³)-H bond represents a valuable disconnection due to the versatility of the functionalization step, which can be general for a variety of heteroatom and carbon-centered nucleophiles in their native state.

In contrast to hydride abstraction, HAT can offer a mild and versatile approach to C(sp³)-H cleavage through the conversion of C(sp³)-H bonds to radical intermediates^{7,9}. While strategies for the homolytic cleavage of C(sp³)-H bonds have been highly enabling, radical functionalization in these methodologies is dominated by electrophilic reagents (e.g., SelectfluorTM for fluorination, peroxides for alkoxylation, azodicarboxylates for amination, and electron-deficient arenes for C-C bond formation) (Fig. 1B)¹⁰⁻¹². Electrophilic reagents are often strong oxidants, expensive to purchase, or require multi-step synthesis, posing limitations to their use in certain contexts^{12,13}. Nucleophilic reagents represent an abundant and practical reagent class, and offer an opportunity to access functional group compatibility complementary to that provided by

electrophilic reagents. However, productively engaging a nucleophilic carbon-centered radical with a nucleophilic functionalizing reagent presents an inherent challenge due to polarity matching^{3,6,14-17}.

Recently, we disclosed a photocatalytic strategy for the decarboxylative nucleophilic fluorination of redox-active esters¹⁸. This methodology leveraged *N*-acyloxyphthalimides as alkyl radical precursors and an oxidative radical-polar crossover (ORPC) mechanism for the generation of a carbocation poised for nucleophilic addition¹⁹. Seeking to develop a modular nucleophilic C(sp³)-H functionalization, we questioned whether photocatalytic ORPC could be combined with principles of HAT to achieve formal hydride abstraction from C(sp³)-H bonds. Given the versatility of carbocation intermediates, such a reaction platform could provide a general route to numerous desirable transformations such as C(sp³)-H halogenation, hydroxylation, and C-C bond formation by combining two abundant and structurally diverse feedstocks.

C(sp³)-H functionalization via HAT-ORPC has been proposed as a possible mechanism in several important studies^{6,15,20-23}. For example, Chen and coworkers have proposed this mechanistic pathway in the context of C(sp³)-H hydroxylation and amidation with hypervalent iodine, and computational investigations from Stahl, Liu, and coworkers have supported a HAT-ORPC pathway for copper-catalyzed azidation and etherification reactions (Fig. 1C). While access to carbocation intermediates from C(sp³)-H bonds may also be accomplished electrochemically, contemporary methodologies are largely limited by the high overpotential required for reactivity^{24,25}. Alternatively, recent contributions to radical-based C(sp³)-H functionalization with nucleophiles have centered on the use of a transition-metal catalyst to mediate radical capture and subsequent bond formation,

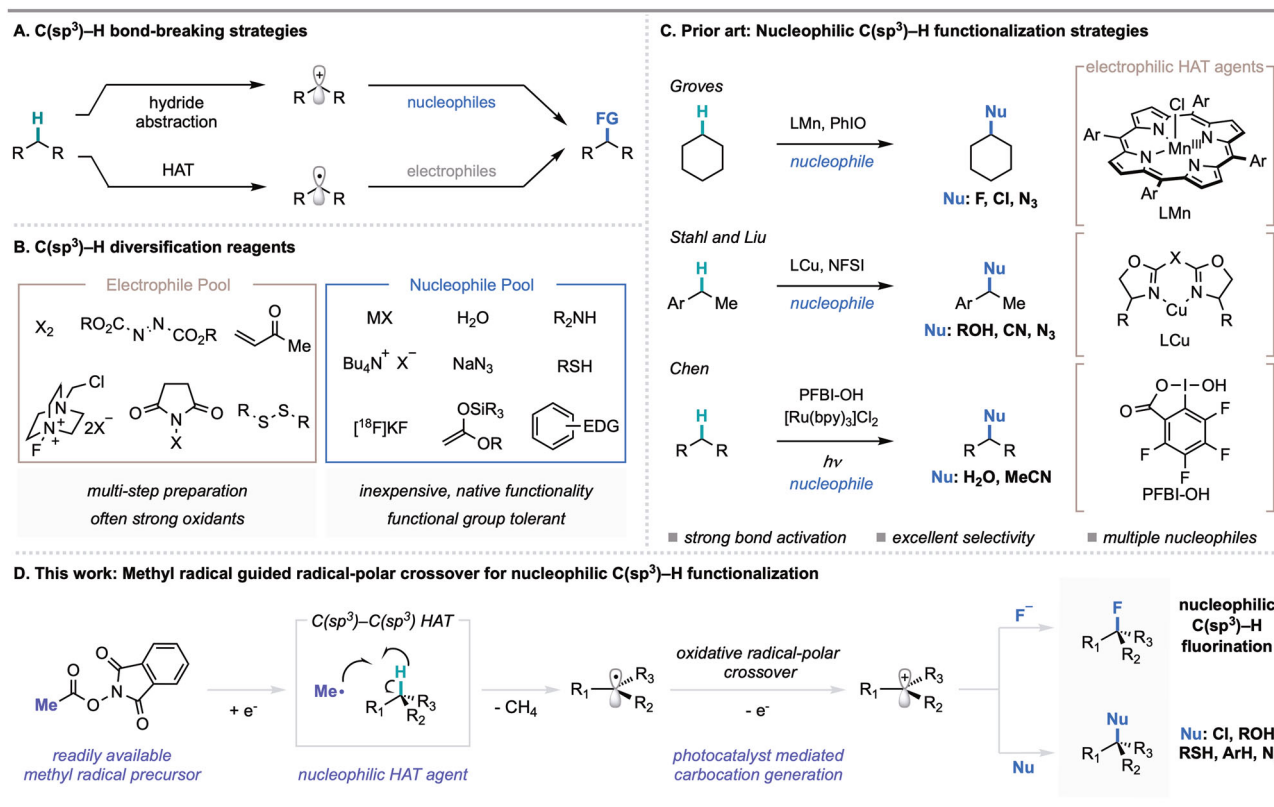


Fig. 1 Prior art in nucleophilic C(sp³)-H functionalization and overview of this work. **A** Current mechanisms employed for C(sp³)-H activation and subsequent functionalization. **B** Array of common electrophilic and nucleophilic functionalizing reagents. **C** Recent examples of nucleophilic C(sp³)-H functionalization^{15-17,31-34}. **D** This work. HAT=hydrogen atom transfer.

rendering a nucleophile an electrophilic ligand in the presence of a stoichiometric oxidant. Stahl, Liu, and coworkers have demonstrated the utility of a copper/NFSI/nucleophile platform for radical-relay in a variety of C(sp³)-H functionalization methods (Fig. 1C)^{15–17,26–30}. In addition, seminal work from Groves and coworkers has provided strategies for nucleophilic C(sp³)-H halogenation and azidation using a bioinspired Mn porphyrin catalyst (Fig. 1C)^{31–34}. Zhang and coworkers have also developed a fluorination of C(sp³)-H bonds using a Cu^{III} fluoride complex generated in situ from fluoride³⁵. While all highly enabling, the requirement for strong or super-stoichiometric oxidants in these methods can limit their application in synthesis and generality across diverse nucleophile coupling partners; functionality such as electron-rich arenes, alkenes, and thiols are susceptible to oxidation by oxidants such as iodosyl benzene and SelectfluorTM^{36–38}. Moreover, the prior art in nucleophilic C(sp³)-H functionalization relies on electrophilic HAT agents, which are polarity-matched to select for hydridic C(sp³)-H bonds. The identification of mechanistically distinct strategies that permit mild conditions and enable distinct site- and chemoselectivity could advance the scope and practicality of C(sp³)-H functionalization methods with nucleophilic coupling partners in chemical synthesis.

Our initial investigations focused on C(sp³)-H fluorination, a valuable transformation in organic synthesis due to the unique chemical properties conferred by fluorine substitution^{39–41}. In recent years, a number of electrophilic C(sp³)-H fluorination strategies have proven highly enabling^{12,40}. However, few reports detailing C(sp³)-H fluorination with fluoride have been disclosed, due not only to the broad challenges posed by C(sp³)-H activation, but also the attenuated nucleophilicity of fluoride^{22,31,35,42–44}. Despite these challenges, the development of nucleophilic C(sp³)-H fluorination methods is desirable given the low cost of fluoride sources and their application to radio-fluorination for positron emission tomography (PET) imaging⁴⁰.

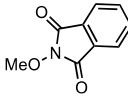
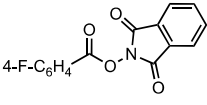
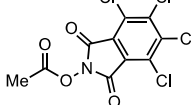
Here we report a HAT-ORPC platform for C(sp³)-H functionalization using mild and commercially available *N*-acyloxypthalimide—a methyl radical precursor—as the HAT reagent. The platform enables C(sp³)-H fluorination of secondary and tertiary benzylic and allylic substrates using Et₃N•3HF. In addition, we demonstrate the versatility of the reaction to achieve C(sp³)-H chlorination, hydroxylation, etherification, thioetherification, azidation, and carbon-carbon bond formation.

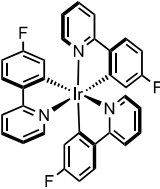
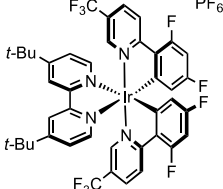
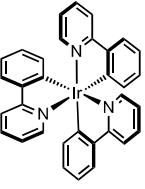
Results

Reaction optimization. To evaluate the feasibility of the HAT-ORPC strategy for C(sp³)-H fluorination, we investigated the conversion of diphenylmethane to fluorodiphenylmethane (**2**) using a variety of phthalimide-derived HAT precursors (Table 1). We focused on *N*-acyloxypthalimides and *N*-alkoxyphthalimides, as these redox-active species deliver a radical HAT agent via reductive fragmentation, leaving an oxidized photocatalyst available to execute ORPC; furthermore, these reagents are easy to prepare and tune, and are less oxidizing than the stoichiometric oxidants used in radical relay strategies⁴⁵. Optimization of the HAT precursor focused on three design elements: (1) redox compatibility, (2) bond dissociation energy (BDE) of the radical generated upon fragmentation (favorable thermodynamics), and (3) nucleophilicity of the HAT byproduct (competitive carbocation functionalization). We were pleased to find that using Ir(*p*-F-ppy)₃ as a photocatalyst, Et₃N•3HF as a fluoride source, and HAT abstractor **3** (MeO-H BDE = 105 kcal/mol) in pivalonitrile afforded alkyl fluoride **2** in 45% yield (Table 1, entry 1)⁴⁶. In addition to desired fluoride **2**, we observed generation of the corresponding benzhydryl methyl ether in 7%

Table 1 Reaction optimization.

Entry	Deviation	% Yield 2
1 ^a	abstractor 3	45 (7)
2	abstractor 4	20
3	none	88
4	abstractor 5	3
5	[Ir(dF-CF ₃ -ppy) ₂ (dtbpy)]PF ₆ instead of Ir(<i>p</i> -F-ppy) ₃	21
6	Ir(ppy) ₃ instead of Ir(<i>p</i> -F-ppy) ₃	43
7	MeCN instead of <i>t</i> -BuCN	25
8	CH ₂ Cl ₂ instead of <i>t</i> -BuCN	44
9	3 equiv. diphenylmethane	53
10	1 equiv. diphenylmethane	17
11 ^b	without abstractor, without photocatalyst, without light	0

		
3	4	5

		
Ir(<i>p</i>-F-ppy)₃ Ir ^{IV} /Ir ^{III} = -1.9 V Ir ^{IV} /Ir ^{III} = 0.96 V	[Ir(dF-CF₃-ppy)₂(dtbp)]PF₆ Ir ^{IV} /Ir ^{III} = -0.89 V Ir ^{IV} /Ir ^{III} = 1.7 V	Ir(ppy)₃ Ir ^{IV} /Ir ^{III} = -1.73 V Ir ^{IV} /Ir ^{III} = 0.78 V

Reactions performed on 0.15 mmol scale with 1-fluoronaphthalene added as an external standard (¹⁹F NMR yield). *t*-BuCN = pivalonitrile. All potentials given are versus a saturated calomel electrode (SCE) and taken from ref. 52. ^aParentheses indicate yield of the benzhydryl methyl ether product (¹H NMR yield). ^bEach control reaction was completed independently in the absence of key reaction components.

yield, resulting from competitive trapping of the carbocation with methanol.

Moreover, analysis of the reaction mixture indicated poor conversion of **3**, possibly arising from inefficient single-electron reduction and fragmentation of the *N*-alkoxyphthalimide ($E_{1/2}^{\text{red}} \sim -1.42$ V vs. SCE)⁴⁷.

These observations prompted us to evaluate *N*-acyloxypthalimide **4** ($E_{1/2}^{\text{red}} \sim -1.2$ – -1.3 V vs. SCE), a benzyloxy radical precursor⁴⁷. Upon HAT, this radical generates benzoic acid, a less nucleophilic byproduct than methanol. However, **4** did not improve reaction yield (Table 1, entry 2), likely due to competitive generation of the insufficiently reactive phthalimide radical upon SET and fragmentation (phthalimide N-H BDE = 89.1 kcal/mol vs. benzoic acid O-H BDE = 111 kcal/mol)⁴⁸. Instead, we found that *N*-acyloxypthalimide **1**—a methyl radical precursor—was the most effective HAT reagent, delivering the desired fluoride **2** in 88% yield (Table 1, entry 3). Abstractor **1** is likely effective because there is a strong thermodynamic and entropic driving force associated with formation of methane (BDE = 105 kcal/mol), an inert, non-nucleophilic byproduct^{46,49}. Notably, **1** is commercially available and can also be prepared on multi-decagram scale in one step from low-cost, readily available

materials⁵⁰. Tetrachlorophthalimide analogue **5** was also investigated, but the poor solubility of **5** led to trace conversion (Table 1, entry 4)⁵¹. With **1**, Ir(*p*-F-ppy)₃ was the optimal photocatalyst for this transformation, presumably because Ir(*p*-F-ppy)₃ allows for both the reductive generation of methyl radical ($E_{1/2} \text{Ir}^{\text{IV}}/\text{Ir}^{\text{III}} = -1.96 \text{ V vs. SCE}$ for Ir(*p*-F-ppy)₃ and $E_{1/2}^{\text{red}} = -1.24 \text{ V vs. SCE}$ for **1**) and the oxidation of diphenylmethyl radical ($E_{1/2} \text{Ir}^{\text{IV}}/\text{Ir}^{\text{III}} = 0.96 \text{ V vs. SCE}$ and $E_{1/2}^{\text{ox}} = 0.35 \text{ V vs. SCE}$ for 2° benzylic)^{47,52,53}. Use of either less reducing or less oxidizing photocatalysts resulted in diminished yields (Table 1, entries 5–6). While highest yields were observed with 6 equivalents of the C(sp³)-H partner, 3 equivalents and 1 equivalent of the substrate could also be used, albeit with diminished reactivity (53% and 17% yield respectively) (Table 1, entry 9–10). Finally, control reactions indicate that HAT reagent **1**, photocatalyst, and light are all necessary for reactivity (Table 1, entry 11).

Substrate scope. With optimized conditions established, we set out to examine the scope of C(sp³)-H fluorination (Fig. 2). A broad range of functionality was tolerated, including halogen (**16–18**, **33**, **39**), ether (**11** and **12**), carboxylic acid (**35** and **45**), nitrile (**22**), and trifluoromethyl (**21**) substituents, as well as heterocycles (**31–35**, **37**, **39**), a protected amine (**42**), and a phenol (**41**). Electron-rich functionality, vulnerable to electrophilic reagents or stoichiometric oxidants, was also well tolerated (**11**, **38**, and **46**) (*vide infra*)^{54,55}. Notably, tertiary benzylic C(sp³)-H partners underwent functionalization to generate fluorinated products often inaccessible via nucleophilic fluorination due to slow substitution and competitive elimination (**28**, **29**, **30**, **31**, **35**, **37**, **42**, and **43**)⁵⁶. We also discovered that fluorination can be achieved with 1 equivalent each of C(sp³)-H coupling partner and Et₃N·3HF (**23**, **28**, **30**, **31**, **36**, **42** and **46**). Of these examples, yields for tertiary C(sp³)-H coupling partners improved upon adjusting stoichiometry to a 2:1 ratio of HAT

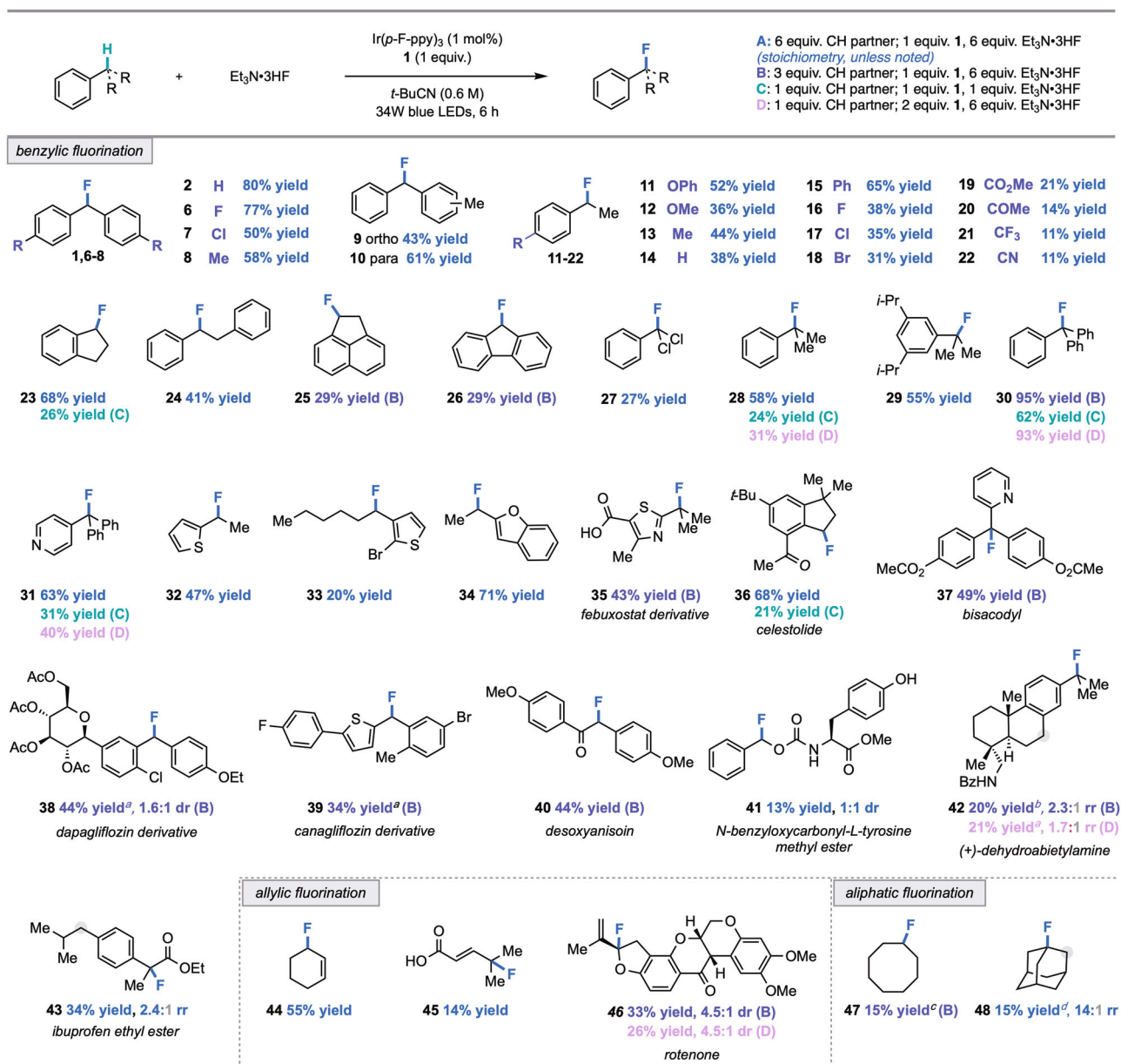


Fig. 2 Scope of C(sp³)-H fluorination (0.25 mmol scale, ¹⁹F NMR yields). ^aReaction performed using Ir(*p*-CF₃-ppy)₃ as photocatalyst and benzene as solvent. ^bReaction performed using Ir(*p*-CF₃-ppy)₃ as photocatalyst and 1,2-difluorobenzene as solvent. ^cReaction performed with 20 mol % *n*-Bu₄NPF₆. ^dReaction performed using Ir(*p*-CF₃-ppy)₃ as photocatalyst, 1,2-difluorobenzene as solvent, and abstractor **3**.

precursor **1**: substrate. We reason that excess **1** is advantageous in the case of tertiary substrates as the resulting product will not competitively consume methyl radical.

Through an exploration of late-stage derivatization, fluorination of a derivative of dapagliflozin—a medication for the treatment of type 2 diabetes—afforded **38** in 44% yield, demonstrating the compatibility of a complex, electron-rich C–glycoside with these conditions. Furthermore, given the significance of α -fluorocarbonyl motifs in medicinal chemistry, we also evaluated the fluorination of the immunosuppressant deoxyanisoin and a derivative of the anti-inflammatory ibuprofen, delivering **40** and **43** in 44% yield and 34% yield, respectively³⁹. Interestingly, in the fluorination of both ibuprofen ethyl ester and the *N*-benzoyl derivative of anti-tumor agent (+)-dehydroabietylamine (**42**), site-selectivity for C(sp³)–H fluorination at tertiary rather than secondary sites was observed, a notable reversal in site-selectivity from prior studies demonstrating the functionalization of these targets^{6,15,17,44}. Gratifyingly, the mild conditions of this methodology allowed the recovery of unreacted C(sp³)–H coupling partner unaltered from product mixtures.

Nucleophilic fluorination could also be extended to allylic C(sp³)–H coupling partners. Allylic fluorides are valuable motifs in medicinal chemistry and are useful building blocks in synthesis⁵⁷. The development of allylic C(sp³)–H fluorination methods has proven challenging, as most electrophilic reagents and stoichiometric oxidants utilized in fluorination methodologies favor olefin oxidation over C(sp³)–H functionalization; alternatively, most sources of fluoride facilitate competitive elimination (See Supplementary Information for details)^{35,43,58,59}.

As an illustration of the mildness of a HAT-ORPC strategy, the fluorination of cyclohexene proceeded in 55% yield (**44**), a significant improvement to our prior efforts in the allylic C(sp³)–H fluorination of this substrate using a Pd/Cr cocatalyst system⁴³. Furthermore, the fluorination of 4-methyl-2-pentenoic acid and the pesticide rotenone occurred in 14% and 33% yield, respectively (**45** and **46**). Finally, to explore the boundaries of reactivity with this HAT-ORPC approach, we examined unactivated C(sp³)–H scaffolds, as these substrates tend to possess higher BDEs and oxidation potentials in comparison to benzylic or allylic systems. Broadly, this substrate class demonstrated attenuated reactivity; for example, cyclooctane and adamantane underwent fluorination to deliver **47** and **48** in low yield.

In theory, synthetic methods that employ nucleophilic C(sp³)–H fluorination strategies can provide complementary functional group tolerance to their electrophilic counterparts. To demonstrate the synthetic opportunities afforded by this nucleophilic C(sp³)–H fluorination strategy that makes use of a mild oxidant (**1**), we performed a series of head-to-head comparisons with electrophilic fluorinating methods that use SelectfluorTM or NFSI in order to examine the compatibility of electron-rich functionality (see Supplementary Information, Section VIII). We subjected three particularly electron-rich substrates from our scope studies—specifically, rotenone, a dapagliflozin derivative, and *p*-OPh ethylbenzene—to state of the art electrophilic fluorination conditions with SelectfluorTM, and observed little to no fluorination in all cases in addition to the generation of several degradation side products. Upon reaction with NFSI—a milder reagent than SelectfluorTM—we observed that *p*-OPh ethylbenzene was tolerated, affording product **11** in 76% yield. However, no fluorination was observed in the attempted syntheses of **46** and **38**. Further details on these experiments are provided in the Supplementary Information. Taken together, these studies demonstrate that this method offers complementarity to alternative strategies for C(sp³)–H fluorination with respect to scope and site-selectivity.

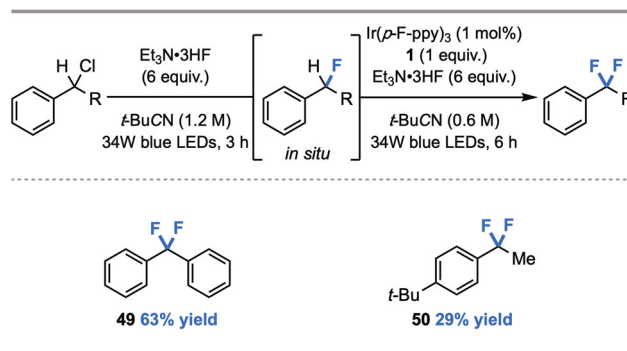


Fig. 3 Scope of C(sp³)–H difluorination (0.25 mmol scale, ¹⁹F NMR yield). See Supplementary Information for reaction details.

Notably, difunctionalization is not observed to an appreciable extent in the fluorination of ArCH₂R precursors, even though HAT with the monofluorinated product is favorable on account of weaker BDEs and polarity matching (methyl radical is mildly nucleophilic). We hypothesize that monofluorination selectivity results from the relative stoichiometry of starting material and abstractor, which likely serves to mitigate unproductive side-reactivity involving methyl radical (See Supplementary Information, Section II, Part C). To explore this hypothesis, we envisioned that benzylic fluorides generated in situ from their monochlorinated precursors could deliver difluorinated products under optimized C(sp³)–H fluorination conditions. Difluorinated products **44** and **45** were obtained in 63% and 29% yield, respectively from the corresponding benzyl chlorides (Fig. 3). Furthermore, the results of this investigation suggest that HAT-ORPC from monofluorinated C(sp³)–H centers is less efficient than from the non-fluorinated C(sp³)–H starting materials (See Supplementary Information), likely arising from a less favorable radical oxidation step at an electronically deficient site. To our knowledge, this represents the first nucleophilic C(sp³)–H fluorination to achieve difluorinated motifs, units which have emerged as important lipophilic bioisosteres of hydroxyl and thiol functional groups in drug design⁶⁰.

Next, we evaluated whether this strategy could serve as a platform for C(sp³)–H functionalization with other nucleophiles (Fig. 4). Indeed, we were pleased to find that only minor adjustments to the standard fluorination conditions were needed to accommodate nucleophiles other than Et₃N·3HF (see Mechanistic Investigations for discussion on the role of Et₃N·3HF, *vide infra*). Irradiation of 4,4'-difluorodiphenylmethane with 1 mol % Ir(*p*-F-ppy)₃, 15 mol % Et₃N·3HF, HAT precursor **1**, and 6 equivalents of water in pivalonitrile afforded benzhydryl alcohol **51** in 36% yield. Hydroxylation took place with no evidence of overoxidation to the ketone in the synthesis of both **51** and **52**, a common limitation of many C(sp³)–H oxidation methods⁶¹. These conditions were also amenable to the hydroxylation of a tertiary C(sp³)–H substrate (**62**). Furthermore, nucleophiles such as methanol and methanol-*d*₄ afforded methyl ether products **53** and **54** in 40% and 42% yield, respectively. More complex oxygen-centered nucleophiles, including a 1,3-diol and dec-9-en-1-ol, were also compatible (**57** and **58**). Furthermore, we were pleased to accomplish the installation of a C(sp³)–Cl bond using HCl·Et₂O as a nucleophile (**55**), and to discover that C(sp³)–N bond formation could be achieved through cross coupling with azidotrimethylsilane (**56**). The construction of medicinally valuable thioethers was also possible, using cyclohexanethiol (**59**) and methylthioglycolate (**60**) as sulfur-based nucleophiles. In particular, the implementation of sulfur nucleophiles highlights the mildness of reaction conditions, as thiol oxidation could otherwise interfere with C(sp³)–S bond formation under alternative C(sp³)–H functionalization approaches. Carbon–carbon

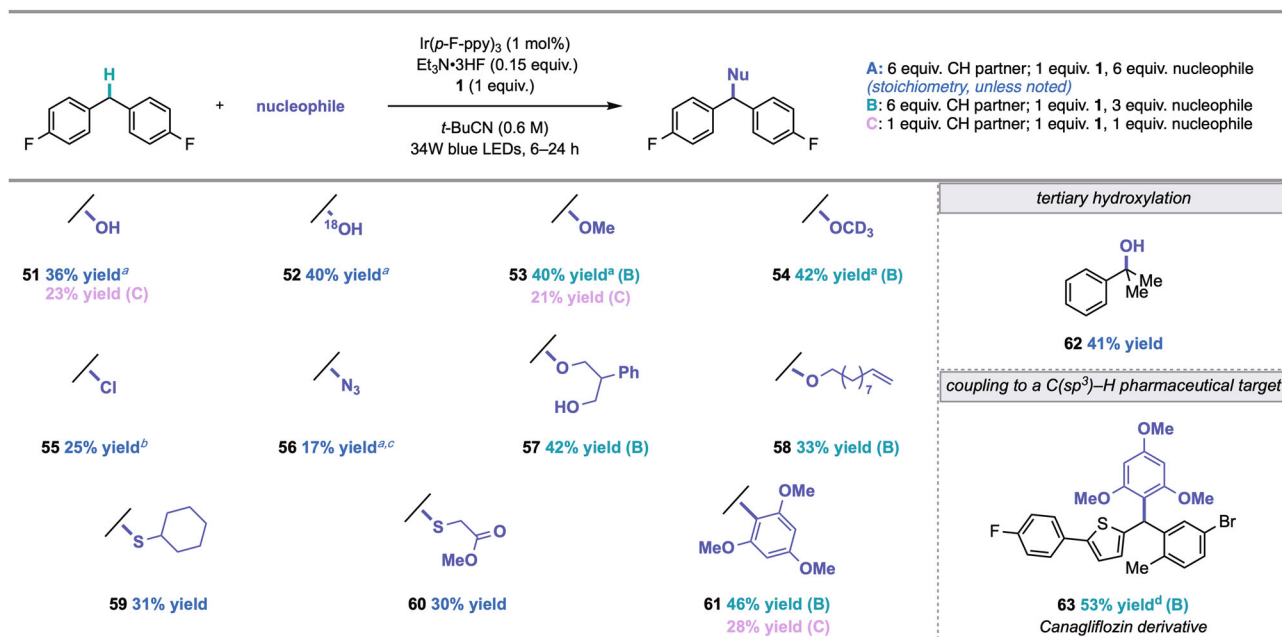


Fig. 4 Scope of general nucleophilic C(sp³)-H functionalization (0.25 mmol, isolated yields). ^a¹⁹F NMR yields. ^bReaction was performed without Et₃N·3HF. ^cReaction was performed without Et₃N·3HF and with 0.15 equiv. H₂O. ^dReaction performed using Ir(*p*-CF₃-ppy)₃ as photocatalyst, benzene as solvent, and 3.0 equiv. C(sp³)-H coupling partner.

bond formation via a mild, direct Friedel-Crafts alkylation was also accomplished in 41% yield from the coupling of 1,3,5-trimethoxybenzene and 4,4'-difluorodiphenylmethane (**61**). Friedel-Crafts reactions typically require pre-oxidized substrates—such as alkyl halides—and Lewis or Brønsted acid conditions that are often incompatible with the desired nucleophiles⁶². Gratifyingly, functionalization may also be achieved with 1 equivalent of C(sp³)-H coupling partner and 1 equivalent of nucleophile (**51**, **53**, and **61**). Finally, the late-stage derivatization of pharmaceutical targets was demonstrated in the Friedel-Crafts cross-coupling between the anti-diabetic drug canagliflozin precursor and 1,3,5-trimethoxybenzene to deliver **63** in 53% yield.

Mechanistic studies. Having evaluated the scope of this transformation, we set out to interrogate its mechanism (Fig. 5). According to our prior studies¹⁸ and literature precedent⁶³, we propose that visible light irradiation of the photocatalyst Ir(*p*-F-ppy)₃ generates a long-lived excited state that serves as a single-electron reductant of **1**. Fragmentation of the resulting radical anion followed by extrusion of CO₂ forms phthalimide anion and methyl radical. Since methyl radical is thermodynamically disfavored to undergo oxidation by Ir^{IV}, it is instead available to facilitate HAT with the C(sp³)-H coupling partner to deliver a carbon-centered radical and methane as a byproduct ($E_{1/2}^{ox} \sim 2.5$ V vs. SCE for methyl radical). ORPC between Ir^{IV} and the substrate radical generates a carbocation and turns over the photocatalyst. Subsequent nucleophilic trapping of the carbocation intermediate furnishes the desired product (Fig. 5A).

Consistent with the proposed first step of this mechanism, emission quenching experiments demonstrated that **1** is the only reaction component that quenches the excited state of the photocatalyst (See Supplementary Information). Our analysis also indicates that the rate of quenching is moderately enhanced in the presence of Et₃N·3HF. This observation is consistent with the higher yields observed when Et₃N·3HF is employed as a catalytic additive for the construction of C(sp³)-O, C(sp³)-S, and C(sp³)-C bonds. The presence of an acidic additive could aid reduction of **1** via proton-coupled electron transfer, as

reported for related systems in the literature⁶⁴. We have considered additional roles for Et₃N·3HF on the basis of the improved yields observed with this nucleophile as compared with those obtained with other nucleophiles in Fig. 4. These roles include preventing back-electron transfer, aiding fragmentation of reduced **1**, and modulating the photophysics of the photocatalyst via hydrogen bonding. Experimental studies are ongoing to probe these possibilities.

Next, radical trapping experiments were conducted to evaluate the identity of key radical intermediates in the proposed mechanism. When the fluorination of diphenylmethane was conducted under standard conditions in the presence of 1.5 equivalents of TEMPO, we observed the methyl radical-TEMPO adduct (**64**) in 32% yield, accompanied by nearly complete suppression of fluorination (Fig. 5B). In addition, when 1,1-diphenylethylene was employed as a substrate under standard conditions, nearly quantitative 1,2-carbofluorination was observed, wherein methyl radical addition into the olefin terminus followed by radical oxidation and nucleophilic fluorination delivered product **65**. (Fig. 5B). This example of carbofluorination not only provides clear evidence for methyl radical formation, but also serves as a useful framework for sequential C(sp³)-C(sp³) and C(sp³)-F alkene difunctionalization. As further evidence, in situ NMR studies revealed the evolution of methane gas as the reaction proceeded. (Fig. 5C). Moreover, upon performing in situ NMR studies with diphenylmethane-*d*₂, we observed the evolution of CDH₃, indicating that methyl radical indeed facilitates HAT from the substrate (Fig. 5C). While acyloxy radicals generated under photocatalytic conditions have been shown to mediate HAT⁴⁸, we did not observe the evolution of acetic acid in these studies.

To our knowledge, methyl radical guided HAT has not been previously explored for photocatalytic C(sp³)-H functionalization^{65,66}. As such, we set out to understand the reactivity and selectivity effects inherent to the system. We conducted a series of competition experiments with cumene, ethylbenzene, and toluene under standard C(sp³)-H fluorination conditions (Fig. 5D). We found that HAT mediated by methyl

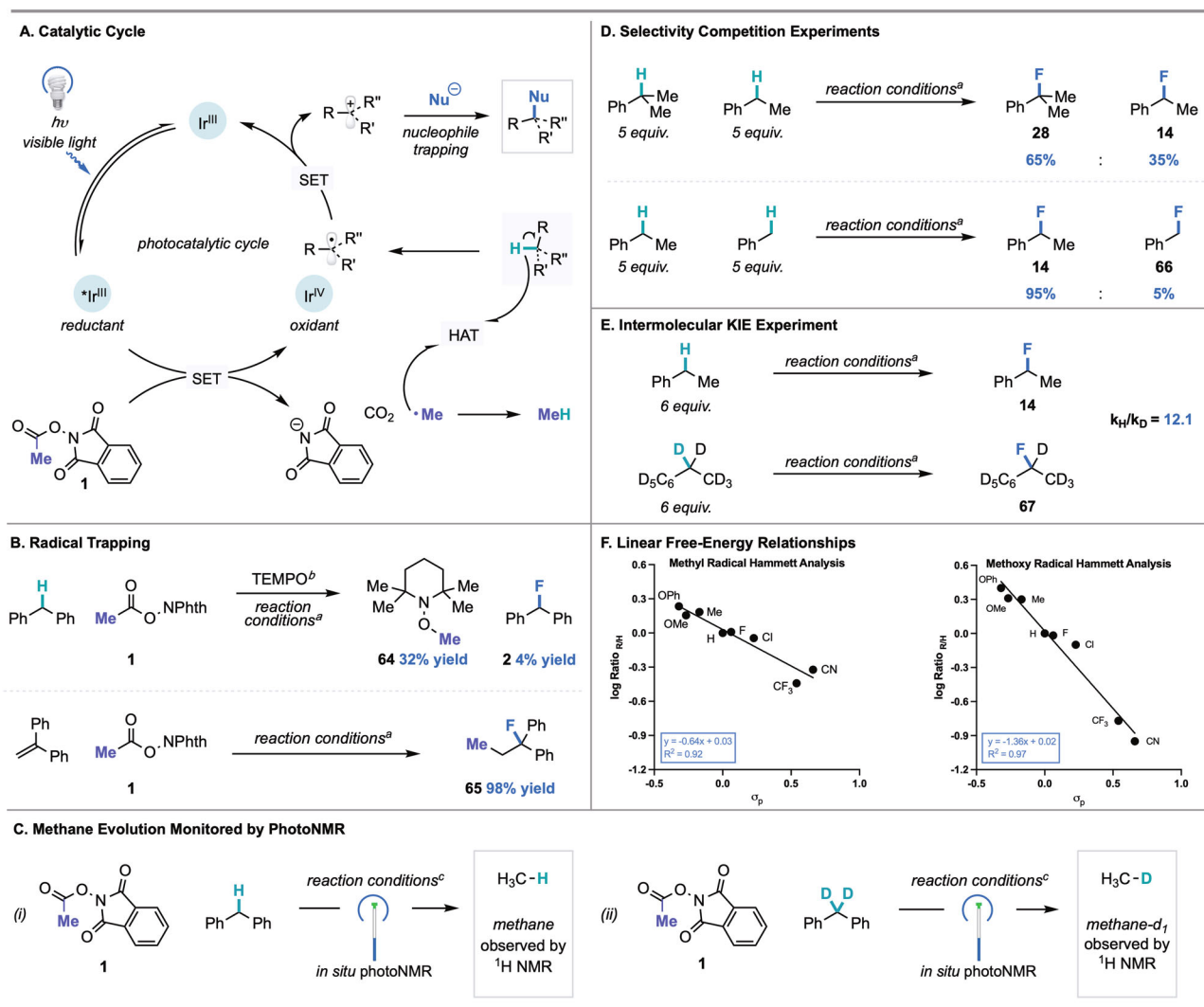


Fig. 5 Mechanistic investigations of nucleophilic C(sp³)-H fluorination. **A** Proposed catalytic cycle. **B** Radical trapping experiments. **C** Monitoring of (i) methane and (ii) methane-*d*₁₀ evolution by PhotoNMR. **D** Investigation of regioselectivity via competition experiments among 3°, 2° and 1° C(sp³)-H coupling partners. **E** Investigation of kinetic isotope effect via parallel initial rates experiment with ethylbenzene and ethylbenzene-*d*₁₀. **F** Hammett analysis performed with the methyl radical precursor (left) and the methoxy radical precursor (right). ^aFor reaction conditions see Fig. 2 (¹⁹F NMR yields). ^bReaction performed with 1.5 equiv. TEMPO (¹H NMR yield). ^cSee Supplementary Information for details.

radical and subsequent ORPC is preferential for 3° > 2° > 1° benzylic C(sp³)-H bonds. The data suggest that steric or polarity effects associated with HAT from a mildly nucleophilic methyl radical are minimal in these systems. Instead, the observed site-selectivity is consistent with the relative BDFEs and radical oxidation potential of the tertiary, secondary, and primary substrates.

To probe the independent roles of HAT and radical oxidation, we first conducted a kinetic isotope effect (KIE) study with ethylbenzene. A KIE of 12.1 was measured via parallel initial rate experiments using ethylbenzene and ethylbenzene-*d*₁₀ (Fig. 5E). The magnitude of the KIE is consistent with prior studies of HAT involving methyl radical and suggests that HAT is the turnover-limiting step^{67,68}. To probe the effect of substrate electronics on a HAT-ORPC mechanism, a Hammett analysis of the relative rate of benzylic fluorination across a series of *para*-substituted ethylbenzenes (determined by competition experiments, see Supplementary Information) was performed (Fig. 5F). Given the mild nucleophilicity of methyl radical, we might expect electron-deficient

ethylbenzenes to undergo fluorination at a faster rate than electron-rich ethylbenzenes. However, the measured ρ value of -0.64 ± 0.07 ($R^2 = 0.92$) indicates that electron-rich ethylbenzenes undergo C(sp³)-H fluorination more favorably than electron-deficient derivatives. This result suggests that radical oxidation—which would show a strong preference for more electron-rich substrates due to enhanced carbocation stabilization—influences the product distribution, perhaps as a result of being an irreversible step after turnover-limiting HAT. In this scenario, the competing electronic effects in the HAT and radical oxidation steps result in a moderate ρ value. By comparison, a ρ value of -1.36 was observed using electrophilic methoxy radical precursor **3**, consistent with the matched electronic effects in the two steps (Fig. 5F). In addition, analysis of selectivity outcomes with respect to computed C(sp³)-H BDFEs across the ethylbenzene series indicates no significant correlation between product selectivity and BDFE (Supplementary Fig. 39). These findings are most consistent with turnover-limiting HAT followed by an irreversible, product-determining radical oxidation. The observation that radical precursors **1** and **3** afford

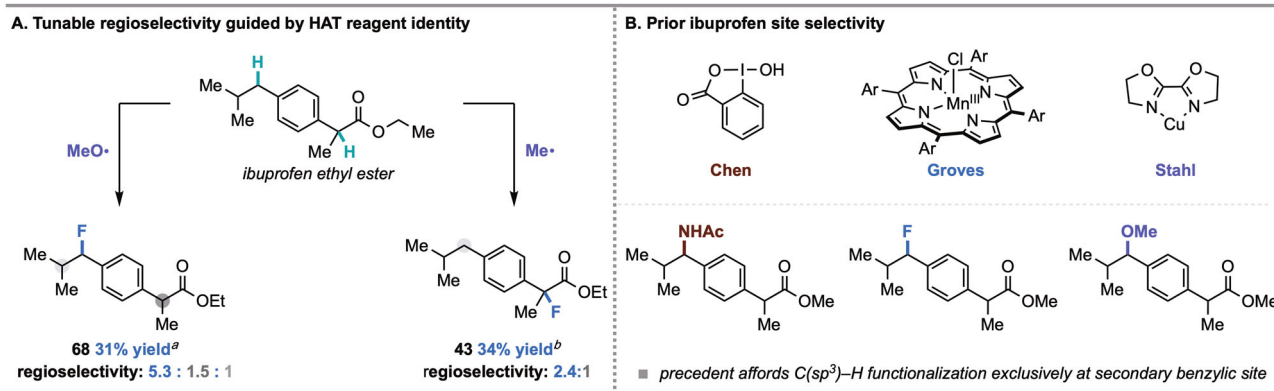


Fig. 6 Investigations of site-selectivity with methoxy and methyl radical in the functionalization of ibuprofen ethyl ester. **A** Tunable selectivity for the C(sp³)-H functionalization of ibuprofen demonstrating favorable secondary benzylic fluorination with methoxy radical (left) and favorable tertiary benzylic fluorination with methyl radical (right). **B** Previous examples of site-selectivity in the C(sp³)-H functionalization of ibuprofen^{6,15,44}. ^aReaction performed using abstractor **3** and standard reaction conditions described in Fig. 2. ^bReaction performed using abstractor **1** and standard reaction conditions described in Fig. 2.

different ρ values provides further evidence that HAT, rather than radical oxidation (which occurs independent of the radical precursor) is the turnover-limiting step. Further studies are ongoing to probe additional mechanistic details.

Altogether, this work suggests that a HAT-ORPC strategy can provide a site-selective platform for C(sp³)-H functionalization. An advantage to this method is the utilization of phthalimide-derived species as redox-active HAT reagents; these reagents are not only readily available, but also are highly tunable. In this context, we questioned whether site-selectivity in the fluorination of ibuprofen ethyl ester—a complex substrate possessing various C(sp³)-H bonds—could be tuned on the basis of the radical species used in HAT (Fig. 6A). Under standard conditions with the methyl radical precursor **1**, the fluorination of ibuprofen ethyl ester favored C(sp³)-H functionalization at the tertiary benzylic site over the secondary benzylic site (**43**, 2.4:1 rr) (Fig. 6A). This site-selectivity is orthogonal to previously reported HAT-guided strategies (Fig. 6B)^{6,15,44} but consistent with our mechanistic studies that indicate a preference for tertiary C(sp³)-H functionalization according to BDFE and radical oxidation potential considerations (Fig. 5D). Furthermore, methyl radical is polarity matched to abstract a hydrogen atom proximal to an electron withdrawing group. By contrast, the prior art relies on electrophilic HAT mediators that are polarity mismatched to abstract a hydrogen atom proximal to an electron withdrawing group. As such, we hypothesized that employment of **3**, a precursor to the electrophilic methoxy radical, would afford distinct site-selectivity, favoring more electron-rich C(sp³)-H sites^{69,70}. Indeed, we observed a reversal of site-selectivity in this case, wherein ibuprofen ethyl ester was fluorinated in 31% yield with a 5.3:1.5:1 rr favoring the secondary benzylic site (**68**). This example demonstrates the potential for this platform to engage readily available small molecule HAT reagents for tunable and predictable site-selective C(sp³)-H functionalization.

In conclusion, we have developed a photocatalytic method that employs widely available, low-cost nucleophiles and a readily accessible HAT precursor for C(sp³)-H fluorination, chlorination, etherification, thioetherification, azidation, and carbon-carbon bond formation. Mechanistic studies are consistent with methyl radical-mediated HAT and linear free-energy relationships suggest that radical oxidation influences site-selectivity. Furthermore, this approach was highly effective for the construction of multi-halogenated scaffolds and the late-stage

functionalization of several bioactive molecules and pharmaceuticals with tunable regioselectivity.

Methods

General procedure for C(sp³)-H functionalization. To a 1-dram oven-dried vial, equipped with a Teflon stir bar, was added a Ir(*p*-F-ppy)₃ (1.80 mg, 2.50 μ mol, 1.00 mol %) and abstractor **1** (51.3 mg, 0.250 mmol, 1.00 equiv). The vial containing photocatalyst and abstractor **1** was then covered with a Kimwipe and pumped into a nitrogen-filled glovebox. To the reaction vial was added C(sp³)-H partner (1.50 mmol, 6.00 equiv), nucleophile (1.50 mmol, 6.00 equiv), and pivalonitrile (417 μ L, 0.60 M). For reactions where triethylamine trihydrofluoride is not the nucleophile, triethylamine trihydrofluoride (6.1 μ L, 0.04 mmol, 0.15 equiv.) was also added to the reaction mixture. The vial was capped, removed from the glovebox and sealed with electrical tape prior to irradiation. The reaction was stirred at 800 rpm for 6 h while illuminating with three 34 W blue LED lamps (Kessil KSH150B) and two cooling fans (Supplementary Fig. 1). The crude reaction mixture was passed through a short pad of silica, eluting with CDCl₃, and analyzed by ¹⁹F NMR relative to 1-fluoronaphthalene (32.3 μ L, 0.250 mmol, 1.00 equiv) as an external standard.

Data availability

Materials and methods, experimental procedures, mechanistic studies, characterization data, spectral data, and xyz files (in accompanying zip drive) associated with computational data are available in the Supplementary Information.

Received: 29 September 2021; Accepted: 4 November 2021;

Published online: 29 November 2021

References

- Yamaguchi, J., Yamaguchi, A. D. & Itami, K. C-H bond functionalization: emerging synthetic tools for natural products and pharmaceuticals. *Angew. Chem. Int. Ed.* **51**, 8960–9009 (2012).
- Davies, H. M. L. & Morton, D. Recent advances in C-H functionalization. *J. Org. Chem.* **81**, 343–350 (2016).
- For a sequential ET/PT/ET approach to hydride abstraction see, Lee, B. J., DeGlopper, K. S. & Yoon, T. P. Site-selective alkoxylation of Benzylic C-H bonds by photoredox catalysis. *Angew. Chem. Int. Ed.* **59**, 197–202 (2020).
- Beatty, J. W. & Stephenson, C. R. J. Amine functionalization via oxidative photoredox catalysis: methodology development and complex molecule synthesis. *Acc. Chem. Res.* **48**, 1474–1484 (2015).
- Guo, X., Zipse, H. & Mayr, H. Mechanisms of hydride abstractions by Quinones. *J. Am. Chem. Soc.* **136**, 13863–13873 (2014).
- Li, G.-X. et al. A unified photoredox-catalysis strategy for C(sp³)-H hydroxylation and amidation using hypervalent iodine. *Chem. Sci.* **8**, 7180–7185 (2017).
- Capaldo, L. & Ravelli, D. Hydrogen Atom Transfer (HAT): a versatile strategy for substrate activation in photocatalyzed organic synthesis. *Eur. J. Org. Chem.* **2017**, 2056–2071 (2017).

8. Pierre, J.-L. & Thomas, F. Homolytic C–H bond cleavage (H-atom transfer): chemistry for a paramount biological process. *Cr. Chim.* **8**, 65–74 (2005).
9. Capaldo, L., Quadri, L. L. & Ravelli, D. Photocatalytic hydrogen atom transfer: the philosopher's stone for late-stage functionalization? *Green. Chem.* **22**, 3376–3396 (2020).
10. Shaw, M. H., Twilton, J. & MacMillan, D. W. C. Photoredox catalysis in organic chemistry. *J. Org. Chem.* **81**, 6898–6926 (2016).
11. Proctor, R. S. J. & Phipps, R. J. Recent advances in minisci-type reactions. *Angew. Chem. Int. Ed.* **58**, 13666–13699 (2019).
12. Liang, T., Neumann, C. N. & Ritter, T. Introduction of fluorine and fluorine-containing functional groups. *Angew. Chem. Int. Ed.* **52**, 8214–8264 (2013).
13. Caron, S. Where does the Fluorine come from? A review on the challenges associated with the synthesis of organofluorine compounds. *Org. Process Res. Dev.* **24**, 470–480 (2020).
14. Le, C., Liang, Y., Evans, R. W., Li, X. & MacMillan, D. W. C. Selective sp³ C–H alkylation via polarity-match-based cross-coupling. *Nature* **547**, 79–83 (2017).
15. Hu, H. et al. Copper-catalyzed benzylic C–H coupling with alcohols via radical relay enabled by redox buffering. *Nat. Catal.* **3**, 358–367 (2020).
16. Zhang, W. et al. Enantioselective cyanation of benzylic C–H bonds via copper-catalyzed radical relay. *Science* **353**, 1014–1018 (2016).
17. Suh, S.-E. et al. Site-selective copper-catalyzed Azidation of Benzylic C–H bonds. *J. Am. Chem. Soc.* **142**, 11388–11393 (2020).
18. Webb, E. W. et al. Nucleophilic (Radio)Fluorination of redox-active esters via radical-polar crossover enabled by photoredox catalysis. *J. Am. Chem. Soc.* **142**, 9493–9500 (2020).
19. Shibutani, S. et al. Organophotoredox-catalyzed decarboxylative C(sp³)–O bond formation. *J. Am. Chem. Soc.* **142**, 1211–1216 (2020).
20. Michaudel, Q., Thevenet, D. & Baran, P. S. Intermolecular Ritter-Type C–H amination of unactivated sp³ carbons. *J. Am. Chem. Soc.* **134**, 2547–2550 (2012).
21. Bao, X., Wang, Q. & Zhu, J. Copper-catalyzed remote C(sp³)–H azidation and oxidative trifluoromethylation of benzohydrazides. *Nat. Commun.* **10**, 769 (2019).
22. Bafaluy, D., Georgieva, Z. & Muñiz, K. Iodine catalysis for C(sp³)–H fluorination with a nucleophilic fluorine source. *Angew. Chem. Int. Ed.* **59**, 14241–14245 (2020).
23. Nair, V., Suja, T. D. & Mohanan, K. A convenient protocol for C–H oxidation mediated by an azido radical culminating in Ritter-type amidation. *Tetrahedron Lett.* **46**, 3217–3219 (2005).
24. Hou, Z. et al. Site-selective electrochemical Benzylic C–H amination. *Angew. Chem. Int. Ed.* **59**, 1–6 (2020).
25. Wang, H. et al. Electrochemical oxidation-induced etherification via C(sp³)–H/O–H cross-coupling. *Sci. Adv.* **6**, 1–6 (2020).
26. Zhang, W., Chen, P. & Liu, G. Copper-catalyzed arylation of Benzylic C–H bonds with Alkylarenes as the limiting reagents. *J. Am. Chem. Soc.* **139**, 7709–7712 (2017).
27. Jiang, C., Chen, P. & Liu, G. Copper-catalyzed Benzylic C–H bond thiocyanation: enabling late-stage diversifications. *CCS Chem.* **2**, 1884–1893 (2020).
28. Li, J. et al. Site-specific allylic C–H bond functionalization with a copper-bound N-centred radical. *Nature* **574**, 516–521 (2019).
29. Fu, L., Zhang, Z., Chen, P., Lin, Z. & Liu, G. Enantioselective copper-catalyzed alkylation of benzylic C–H bonds via radical relay. *J. Am. Chem. Soc.* **142**, 12493–12500 (2020).
30. Wang, F., Chen, P. & Liu, G. Copper-catalyzed radical relay for asymmetric radical transformations. *Acc. Chem. Res.* **51**, 2036–2046 (2018).
31. Liu, W. et al. Oxidative aliphatic C–H fluorination with fluoride ion catalyzed by a manganese porphyrin. *Science* **337**, 1322–1325 (2012).
32. Liu, W. & Groves, J. T. Manganese catalyzed C–H halogenation. *Acc. Chem. Res.* **48**, 1727–1735 (2015).
33. Huang, X., Bergsten, T. M. & Groves, J. T. Manganese-catalyzed late-stage aliphatic C–H azidation. *J. Am. Chem. Soc.* **137**, 5300–5303 (2015).
34. Liu, W. & Groves, J. T. Manganese porphyrins catalyze selective C–H bond halogenations. *J. Am. Chem. Soc.* **132**, 12847–12849 (2010).
35. Bower, J. K., Cypcar, A. D., Henriquez, B., Stieber, S. C. E. & Zhang, S. C(sp³)–H fluorination with a copper(II)/(III) redox couple. *J. Am. Chem. Soc.* **142**, 8514–8521 (2020).
36. Zhang, Y. et al. Sulfoxidation of alkenes and alkynes with NFSI as a radical initiator and selective oxidant. *Chem. Commun.* **53**, 184–187 (2016).
37. Nyfieler, P. T., Durón, S. G., Burkart, M. D., Vincent, S. P. & Wong, C. Selectfluor: mechanistic insight and applications. *Angew. Chem. Int. Ed.* **44**, 192–212 (2004).
38. Mukerjee, S., Stassinopoulos, A. & Caradonna, J. P. Iodosylbenzene oxidation of alkanes, alkenes, and sulfides catalyzed by binuclear non-heme iron systems: comparison of non-heme iron versus heme iron oxidation pathways. *J. Am. Chem. Soc.* **119**, 8097–8098 (1997).
39. O'Hagan, D. Understanding organofluorine chemistry. An introduction to the C–F bond. *Chem. Soc. Rev.* **37**, 308–319 (2007).
40. Szpera, R., Moseley, D. F. J., Smith, L. B., Sterling, A. J. & Gouverneur, V. The Fluorination of C–H bonds: developments and perspectives. *Angew. Chem. Int. Ed.* **58**, 14824–14848 (2019).
41. Berger, A. A., Völler, J.-S., Budisa, N. & Kokschi, B. Deciphering the fluorine code—the many hats fluorine wears in a protein environment. *Acc. Chem. Res.* **50**, 2093–2103 (2017).
42. McMurtrey, K. B., Racowski, J. M. & Sanford, M. S. Pd-catalyzed C–H fluorination with nucleophilic fluoride. *Org. Lett.* **14**, 4094–4097 (2012).
43. Braun, M.-G. & Doyle, A. G. Palladium-catalyzed allylic C–H fluorination. *J. Am. Chem. Soc.* **135**, 12990–12993 (2013).
44. Huang, X. et al. Late stage benzylic C–H fluorination with [¹⁸F]Fluoride for PET imaging. *J. Am. Chem. Soc.* **136**, 6842–6845 (2014).
45. Cornella, J. et al. Practical Ni-catalyzed Aryl–Alkyl cross-coupling of secondary redox-active esters. *J. Am. Chem. Soc.* **138**, 2174–2177 (2016).
46. Blanksby, S. J. & Ellison, G. B. Bond dissociation energies of organic molecules. *Acc. Chem. Res.* **36**, 255–263 (2003).
47. Syroeshkin, M. A. et al. Electrochemical behavior of N-oxypthalimides: cascades initiating self-sustaining catalytic reductive N–O bond cleavage. *J. Phys. Org. Chem.* **30**, 1–15 (2017).
48. Mukherjee, S., Maji, B., Tlahuext-Aca, A. & Glorius, F. Visible-light-promoted activation of unactivated C(sp³)–H bonds and their selective trifluoromethylthiolation. *J. Am. Chem. Soc.* **138**, 16200–16203 (2016).
49. Fraind, A., Turncliff, R., Fox, T., Sodano, J. & Ryzhkov, L. R. Exceptionally high decarboxylation rate of a primary aliphatic acyloxy radical determined by radical product yield analysis and quantitative 1H-CIDNP spectroscopy. *J. Phys. Org. Chem.* **24**, 809–820 (2011).
50. Saha, B., Koshino, N. & Espenson, J. H. N-Hydroxyphthalimides and metal cocatalysts for the autoxidation of p-Xylene to terephthalic acid. *J. Phys. Chem.* **108**, 425–431 (2004).
51. Smith, J. M. et al. Decarboxylative alkylation. *Angew. Chem. Int. Ed.* **56**, 11906–11910 (2017).
52. Teegardin, K., Day, J. I., Chan, J. & Weaver, J. Advances in photocatalysis: a microreview of visible light mediated ruthenium and iridium catalyzed organic transformations. *Org. Process Res. Dev.* **20**, 1156–1163 (2016).
53. Okada, K., Okamoto, K., Morita, N., Okubo, K. & Oda, M. Photosensitized decarboxylative Michael addition through N-(acyloxy)phthalimides via an electron-transfer mechanism. *J. Am. Chem. Soc.* **113**, 9401–9402 (1991).
54. Leung, J. C. T. et al. Photo-fluorodecarboxylation of 2-Aryloxy and 2-Aryl Carboxylic acids. *Angew. Chem. Int. Ed.* **51**, 10804–10807 (2012).
55. Huang, X., Liu, W., Hooker, J. M. & Groves, J. T. Targeted fluorination with the fluoride ion by manganese-catalyzed decarboxylation. *Angew. Chem. Int. Ed.* **54**, 5241–5245 (2015).
56. Nielsen, M. K., Ugaz, C. R., Li, W. & Doyle, A. G. PyFluor: a low-cost, stable, and selective deoxyfluorination reagent. *J. Am. Chem. Soc.* **137**, 9571–9574 (2015).
57. Sorlin, A. M., Usman, F. O., English, C. K. & Nguyen, H. M. Advances in nucleophilic allylic fluorination. *ACS Catal.* **10**, 11980–12010 (2020).
58. Guo, R., Huang, J. & Zhao, X. Organoselenium-catalyzed oxidative allylic fluorination with electrophilic N–F reagent. *ACS Catal.* **8**, 926–930 (2018).
59. Hollingworth, C. et al. Palladium-catalyzed allylic fluorination. *Angew. Chem. Int. Ed.* **50**, 2613–2617 (2011).
60. Zafrani, Y. et al. Difluoromethyl bioisostere: examining the “Lipophilic Hydrogen Bond Donor” Concept. *J. Med. Chem.* **60**, 797–804 (2017).
61. Dantignana, V. et al. Chemoselective Aliphatic C–H bond oxidation enabled by polarity reversal. *ACS Cent. Sci.* **3**, 1350–1358 (2017).
62. Rueping, M. & Nachtsheim, B. J. A review of new developments in the Friedel–Crafts alkylation – From green chemistry to asymmetric catalysis. *Beilstein J. Org. Chem.* **6**, 6 (2010).
63. Huihui, K. M. M. et al. Decarboxylative cross-electrophile coupling of N-Hydroxyphthalimide Esters with Aryl Iodides. *J. Am. Chem. Soc.* **138**, 5016–5019 (2016).
64. Sherwood, T. C. et al. Decarboxylative intramolecular arene alkylation using N-(Acyloxy)phthalimides, an organic photocatalyst, and visible light. *J. Org. Chem.* **84**, 8360–8379 (2019).
65. Xu, Z., Hang, Z. & Liu, Z.-Q. Free-radical triggered ordered domino reaction: an approach to C–C bond formation via selective functionalization of α-Hydroxyl–(sp³) C–H in fluorinated alcohols. *Org. Lett.* **18**, 4470–4473 (2016).
66. Li, Z., Zhang, Y., Zhang, L. & Liu, Z.-Q. Free-radical cascade alkylation of alkenes with simple alkanes: highly efficient access to oxindoles via selective (sp³) C–H and (sp²) C–H bond functionalization. *Org. Lett.* **16**, 382–385 (2014).
67. Salomon, M. Isotope Effects in Methyl Radical Abstraction Reactions. *Can. J. Chem.* **42**, 610–613 (1964). Large KIEs observed in this study are in accordance with KIEs observed in previous experimental and theoretical studies for methyl radical HAT.

68. Baik, M.-H., Newcomb, M., Friesner, R. A. & Lippard, S. J. Mechanistic studies on the hydroxylation of methane by methane monooxygenase. *Chem. Rev.* **103**, 2385–2420 (2003).
69. Ueda, M. et al. Site-selective alkenylation of unactivated C(sp³)–H bonds mediated by compact sulfate radical. *Angew. Chem. Int. Ed.* **60**, 3545–3550 (2021).
70. Ravelli, D., Fagnoni, M., Fukuyama, T., Nishikawa, T. & Ryu, I. Site-selective C–H functionalization by decatungstate anion photocatalysis: synergistic control by polar and steric effects expands the reaction scope. *ACS Catal.* **8**, 701–713 (2018).

Acknowledgements

Financial support was generously provided by NSF (CHE-1565983). M.A.T.-S. wishes to thank Princeton's Presidential Postdoctoral Fellowship for funding, and I.N.-M.L. wishes to thank the Edward C. Taylor Third Year Graduate Fellowship. István Pelczar, Kenneth Conover, and John Eng are acknowledged for analytical aid. We thank Dr. Eric W. Webb for early intellectual and experimental contributions to the project.

Author contributions

Authors I.N.-M.L. and M.A.T.-S. contributed equally. I.N.-M.L. and M.A.T.-S. performed all experimental work; A.G.D. supervised and directed this project; I.N.-M.L., M.A.T.-S., and A.G.D. wrote the paper.

Competing interests

The authors declare no competing interests.

Additional information

Supplementary information The online version contains supplementary material available at <https://doi.org/10.1038/s41467-021-27165-z>.

Correspondence and requests for materials should be addressed to Abigail G. Doyle.

Peer review information *Nature Communications* thanks the anonymous reviewer(s) for their contribution to the peer review of this work.

Reprints and permission information is available at <http://www.nature.com/reprints>

Publisher's note Springer Nature remains neutral with regard to jurisdictional claims in published maps and institutional affiliations.



Open Access This article is licensed under a Creative Commons Attribution 4.0 International License, which permits use, sharing, adaptation, distribution and reproduction in any medium or format, as long as you give appropriate credit to the original author(s) and the source, provide a link to the Creative Commons license, and indicate if changes were made. The images or other third party material in this article are included in the article's Creative Commons license, unless indicated otherwise in a credit line to the material. If material is not included in the article's Creative Commons license and your intended use is not permitted by statutory regulation or exceeds the permitted use, you will need to obtain permission directly from the copyright holder. To view a copy of this license, visit <http://creativecommons.org/licenses/by/4.0/>.

© The Author(s) 2021