

UC Berkeley

UC Berkeley Previously Published Works

Title

Assessing and Improving the Identification of Computer-Generated Portraits

Permalink

<https://escholarship.org/uc/item/92r112n0>

Journal

ACM Transactions on Applied Perception, 13(2)

ISSN

1544-3558

Authors

Holmes, Olivia
Banks, Martin S
Farid, Hany

Publication Date

2016-03-03

DOI

10.1145/2871714

Peer reviewed

Assessing and Improving the Identification of Computer-Generated Portraits

OLIVIA HOLMES, Dartmouth College
MARTIN S. BANKS, University of California, Berkeley
HANY FARID, Dartmouth College

Modern computer graphics are capable of generating highly photorealistic images. Although this can be considered a success for the computer graphics community, it has given rise to complex forensic and legal issues. A compelling example comes from the need to distinguish between computer-generated and photographic images as it pertains to the legality and prosecution of child pornography in the United States. We performed psychophysical experiments to determine the accuracy with which observers are capable of distinguishing computer-generated from photographic images. We find that observers have considerable difficulty performing this task—more difficulty than we observed 5 years ago when computer-generated imagery was not as photorealistic. We also find that observers are more likely to report that an image is photographic rather than computer generated, and that resolution has surprisingly little effect on performance. Finally, we find that a small amount of training greatly improves accuracy.

Categories and Subject Descriptors: I.3.0 [Computer Graphics]: General; H.1.2 [Models and Principles]: User/Machine Systems—*Human Information Processing*

General Terms: Human Factors, Legal Aspects

Additional Key Words and Phrases: Computer graphics, photorealistic, photo forensics

ACM Reference Format:

Olivia Holmes, Martin S. Banks, and Hany Farid. 2016. Assessing and improving the identification of computer-generated portraits. *ACM Trans. Appl. Percept.* 13, 2, Article 7 (February 2016), 12 pages.
DOI: <http://dx.doi.org/10.1145/2871714>

1. INTRODUCTION

As 3D rendering software and hardware have become increasingly more powerful, the computer-generated characters that they create have become more photorealistic. There are many motivations for creating computer-generated characters that to the human viewer appear to be real: film making, video games, advertising, and much more. The goal of these applications is to create computer-generated characters that are indistinguishable from human characters. The achievement of this goal, however, can pose significant challenges. A clear and compelling example comes from the forensic and legal communities: the legality and prosecution of child pornography in the United States.

This work was supported by NSF BCS-1354029.

Authors' addresses: O. Holmes, Department of Computer Science, Dartmouth College, Hanover NH 03755; email: olivia.b.holmes@gmail.com; M. S. Banks, School of Optometry, Vision Science Program, University of California, Berkeley, Berkeley CA 94720; email: martybanks@berkeley.edu; H. Farid, Department of Computer Science, Dartmouth College, Hanover NH 03755; email: farid@cs.dartmouth.edu.

Permission to make digital or hard copies of part or all of this work for personal or classroom use is granted without fee provided that copies are not made or distributed for profit or commercial advantage and that copies show this notice on the first page or initial screen of a display along with the full citation. Copyrights for components of this work owned by others than ACM must be honored. Abstracting with credit is permitted. To copy otherwise, to republish, to post on servers, to redistribute to lists, or to use any component of this work in other works requires prior specific permission and/or a fee. Permissions may be requested from Publications Dept., ACM, Inc., 2 Penn Plaza, Suite 701, New York, NY 10121-0701 USA, fax +1 (212) 869-0481, or permissions@acm.org.

© 2016 ACM 1544-3558/2016/02-ART7 \$15.00

DOI: <http://dx.doi.org/10.1145/2871714>

In the landmark 1982 case of *New York v. Ferber*, the U.S. Supreme Court ruled that a New York State law banning child pornography was constitutional and not in violation of the First Amendment, thus upholding that child pornography was illegal [New York v. Ferber 1982]. In an attempt to respond to the growth of the online distribution of child pornography, the U.S. Congress passed the Child Pornography Prevention Act (CPPA) in 1996, which made illegal “any visual depiction including any photograph, film, video, picture or computer-generated image that is, or appears to be, of a minor engaging in sexually explicit conduct” [CPPA 1996]. In 2002, the CPPA was challenged in the U.S. Supreme Court case of *Ashcroft v. Free Speech Coalition*. In this case, it was argued that the CPPA was overly broad and thus created an unintentional ban on protected speech. The Court agreed and found that portions of the CPPA were overly broad and infringed on the First Amendment. This new ruling classified computer-generated child pornography, the creation of which does not involve an actual child, as protected speech. As a result, a defense attorney need only claim that his client’s images of child pornography are computer generated and thus protected material. The burden of proof then falls on the prosecutor to prove that the images are in fact real (photographic). The ability to distinguish between protected (computer-generated) and illegal (photographic) material, therefore, became essential to prosecuting child pornography crimes.

In 2003, seeking to remedy this unintended consequence that complicated the prosecution of child pornography, the U.S. Congress passed the Prosecutorial Remedies and Other Tools to End the Exploitation of Children Today [PROTECT] Act, which classified computer-generated child pornography as “obscene” [PROTECT 2003]. However, this law has not eliminated the challenge of responding to the so-called virtual defense (claiming that the material in question is computer generated) because juries are reluctant to send a defendant to jail on an obscenity charge for merely possessing computer-generated imagery when no real child was harmed in its creation. In contrast, possession of pornographic images in which real children are used is much easier to prosecute because the harm is direct and real. The ability to distinguish between computer-generated and photographic content, therefore, remains critical.

Over the past decade, some progress has been made in developing computational techniques to discriminate computer-generated from real characters. Most of these techniques exploit regularities in some low- to mid-level statistical features extracted from computer-generated and natural images. The first of such approaches to this problem used statistical features extracted from the wavelet domain [Lyu and Farid 2005; Wang and Moulin 2006]. Related techniques leveraged sensor noise [Dehnie et al. 2006; Khanna et al. 2008], demosaicing artifacts [Dirik et al. 2007], chromatic aberrations [Gallagher and Chen 2008], geometric- and physics-based image features [Ng et al. 2005], and color compatibility [Lalonde and Efros 2007; Wen et al. 2007]. More recently, nonstatistically based techniques have been proposed that exploit facial asymmetries [Dang-Nguyen et al. 2012a], repetitive patterns of facial expressions [Dang-Nguyen et al. 2012b], and a measure of facial blood flow [Conotter et al. 2014]. These techniques, however, are yet to be widely adopted by the courts, and it is far more typical for the courts to rely on jurors to assess the origin of images.

It is therefore important to ask: How well can the average juror distinguish a computer-generated from a photographic image? Previous work found that human observers can reliably distinguish computer-generated from photographic portraits of people [Farid and Bravo 2007, 2012; Fan et al. 2012]. In this study, we seek to determine if advances in computer graphics over the past several years have affected an observer’s ability to perform this task. We also describe a simple way in which observer accuracy at this task can be significantly improved. In addition to the legal implications, the results of this study should be of interest to the computer graphics community as a measure of their success in creating photorealistic imagery, as well as those interested in the nature of animacy and what makes a person in a photograph seem alive [Looser and Wheatley 2010].

2. METHODS

We first describe the collection and preprocessing of matching computer-generated and photographic images, after which we will describe the details of the experimental procedure.

2.1 Images

We downloaded 30 high-quality computer-generated images from the following computer graphics Web sites: www.cgsociety.org, www.3dtotal.com, www.cgarena.com, and www.romans3d.ru. We selected these Web sites because they contained a large number of high-quality computer-generated images. The content and context of these Web sites virtually guaranteed that these images were computer generated. We received written confirmation from the Web site editors that the posted images were solely computer generated (i.e., did not contain any photographic components). Additionally, none of these 30 images contained metadata consistent with a photograph recorded by a digital camera. Each image contained a human face posed facing forward, a resolution of at least 800 pixels (defined as the minimum of its width and height), and a render date between 2013 and 2015 (with the majority created since 2014). The 30 computer-generated images are composed of 15 male and 15 female faces. Because we planned to ask observers to identify the gender of the person in the image, we chose images for which this was easily identifiable.

For each of the 30 computer-generated images, we found a matching photographic image in terms of age, gender, race, pose, and accessories. The majority of these photographic images were downloaded from www.flickr.com. The content and context of these Web sites virtually guaranteed that these images were photographic. Additionally, 11 of these 30 images contained metadata consistent with a photo recorded by a digital camera. With respect to the remaining 19 images, it is not unusual for digital images to be stripped of their metadata prior to being uploaded to photo-sharing sites, so we think that it is extremely likely that they too are photographs. These matched computer-generated and photographic images are shown in Figures 1, 2, and 3.

All computer-generated and photographic images were matched for brightness and contrast (in luminance/chrominance space) to ensure that observers could not classify images based on systematic differences in a low-level image statistic (as they could if, e.g., the computer-generated images generally had a higher contrast than their photographic counterparts). Each computer-generated and photographic *RGB* image was color adjusted to match the mean and variance of each luminance and chrominance channel. Denote a computer-generated image as $f_g(x, y, c)$ and a photographic image as $f_p(x, y, c)$, where c corresponds to the luminance (Y), chrominance (Cb), or chrominance (Cr) channel:

$$\begin{pmatrix} Y \\ Cb \\ Cr \end{pmatrix} = \begin{pmatrix} 0 \\ 128 \\ 128 \end{pmatrix} + \begin{pmatrix} 0.299 & 0.587 & 0.114 \\ -0.169 & -0.331 & 0.500 \\ 0.500 & -0.419 & -0.081 \end{pmatrix} \begin{pmatrix} R \\ G \\ B \end{pmatrix}. \quad (1)$$

The mean of each YCbCr channel was set to $\mu(c)$:

$$f'_g(x, y, c) = f_g(x, y, c) - \mu_g(c) + \mu(c), \quad (2)$$

$$f'_p(x, y, c) = f_p(x, y, c) - \mu_p(c) + \mu(c), \quad (3)$$

where $\mu_g(c)$ and $\mu_p(c)$ are the means of the c^{th} channel of the individual computer-generated and photographic images, and $\mu(c)$ is the average mean across all 60 images ($\bar{\mu} = [106, 118, 141]$). The variance of each channel was then set to $\sigma(c)$:

$$f'_g(x, y, c) = \sqrt{\frac{\sigma(c)}{\sigma_g}} (f'_g(x, y, c) - \mu(c)) + \mu(c), \quad (4)$$




Fig. 1. Computer-generated images (first and third columns) paired with their photographic matches (second and fourth columns). See Figures 2 and 3.




Fig. 2. Computer-generated images (first and third columns) paired with their photographic matches (second and fourth columns). See Figures 1 and 3.




Fig. 3. Computer-generated images (first and third columns) paired with their photographic matches (second and fourth columns). See Figures 1 and 2.

$$f'_p(x, y, c) = \sqrt{\frac{\sigma(c)}{\sigma_p}}(f'_p(x, y, c) - \mu(c)) + \mu(c), \quad (5)$$

where σ_g and σ_p are the variances of the c^{th} channel of the individual computer-generated and photographic image, and $\bar{\sigma}$ is the average variance across all 60 images ($\bar{\sigma} = [2299, 54, 92]$). After color adjusting in the luminance/chrominance space, the images were converted back to their original RGB color space:

$$\begin{pmatrix} R \\ G \\ B \end{pmatrix} = \begin{pmatrix} 0 \\ 128 \\ 128 \end{pmatrix} + \begin{pmatrix} 1.000 & 0.000 & 1.400 \\ 1.000 & -0.343 & -0.711 \\ 1.000 & 1.765 & 0.000 \end{pmatrix} \begin{pmatrix} Y \\ Cb - 128 \\ Cr - 128 \end{pmatrix}. \quad (6)$$

Although we found no systematic differences in the original brightness and contrast of the computer-generated and photographic images, this image matching ensured that observers were not distracted by this low-level cue.

2.2 Experimental Procedure

We recruited participants from Amazon’s Mechanical Turk online workforce. After a Mechanical Turk user opted to participate in our experiment, the user was given a brief summary of the task and was asked to consent to the terms of the experiment.

During the experiment, an observer viewed a total of 60 images, 10 at each of six resolutions (100, 200, 300, 400, 500, and 600 pixels, measured as the largest dimension). An observer never viewed the same image, regardless of resolution, more than once. After each image was presented, the observer was asked to make a judgment as to whether the image was computer generated (CG) or photographic and whether the person in the image was female or male. To ensure that observers did not rush their judgment, the experimental program did not allow an observer to make their selection until 3 seconds after the image onset. After this delay, the observer could click a button to indicate his or her choice: “male/CG,” “male/photographic,” “female/CG,” or “female/photographic.”

The order in which the 60 images were presented to the observer was randomized. Participants were individually paid \$0.50 for their time. No feedback was given to participants indicating how well they had performed. The observer’s ability to correctly identify the person’s gender in each image was used as a means of discarding the results from observers who responded randomly. A threshold of 95% accuracy on this gender task was set prior to data collection.

3. RESULTS

We performed two experiments. In the first, observers classified an image as computer generated or photographic. Observer performance was assessed as a function of image resolution. The second experiment was similar, except this task was preceded by a short training session in which observers were shown representative examples of computer-generated and photographic images. Except where indicated, the procedures in these experiments were identical.

3.1 Experiment 1: No Training

We collected responses from 250 Mechanical Turk participants. Only 1 participant out of 250 was excluded, as that participant’s accuracy in determining the gender of the person in the image was below our threshold. Shown in Figure 4(a) is the average observer accuracy in correctly identifying computer-generated and photographic images as a function of image resolution. “Percent correct” is probably not the most informative measure of performance because observers may be biased to report an image as photographic more frequently than computer generated. For example, if an observer had

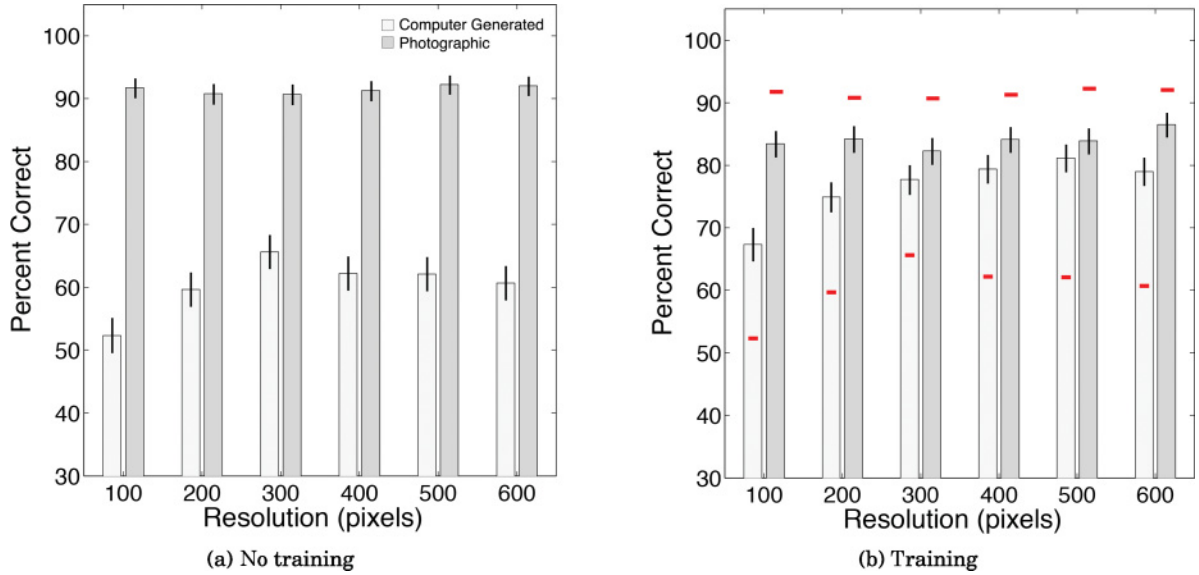


Fig. 4. Observer accuracy as a function of resolution for Experiment 1 (no training) and Experiment 2 (training). The light gray bars indicate performance on computer-generated images, and the dark gray bars indicate performance on photographic images. Error bars shown in black represent 95% confidence intervals. The small horizontal red bars in panel (b) denote the performance in the no-training condition shown in panel (a). Chance performance is 50%. See also Table I.

Table I. d' and β as a Function of Resolution for Experiment 1 (No Training) and Experiment 2 (Training)

Resolution	(a) No Training		(b) Training	
	d'	β	d'	β
100	1.45	2.61	1.42	1.45
200	1.57	2.34	1.68	1.32
300	1.73	2.21	1.69	1.15
400	1.67	2.40	1.82	1.18
500	1.73	2.62	1.88	1.11
600	1.68	2.60	1.91	1.33

Note: See also Figures 4 and 6.

no ability to make the discrimination but always responded photographic, then observer's percent correct with photographic images would be 100%. To better handle such potential biases, we used tools from signal detection theory [Green and Sweats 1966]. Shown in Table I(a) are these results expressed as d' and β : d' represents observer sensitivity (independent of bias) and β represents observer bias.¹ Higher values of d' correspond to greater observer sensitivity. A value of $d' = 0$ means that the observer has no information to make reliable identifications no matter what bias he or she might have. A value of $\beta = 1.0$ would indicate no bias, a value of $\beta > 1$ indicates that observers are biased to classifying an image as photographic, and $\beta < 1$ indicates that observers are biased to classifying an image as computer generated.

¹Denote the hit-rate H as the accuracy of correctly identifying a computer-generated image and the false-alarm rate F as 1 minus the accuracy of correctly identifying a photographic image. Observer sensitivity d' is $z(H) - z(F)$, where $z(\cdot)$ corresponds to the z-transform. Observer bias β is $g(z(H))/g(z(F))$, where $g(\cdot)$ is a zero-mean, unit-variance normal distribution.

Observers have a clear bias for classifying an image as photographic. Across all six resolutions, the average β is 2.46. Resolution has only a small impact on performance from d' of 1.68 (at the maximum resolution of 600) to d' of 1.45 (at the minimum resolution of 100).

As described in Farid and Bravo [2012], observer accuracy for images rendered prior to 2010 yielded considerably higher accuracy ($d' = 2.46$) but similar bias ($\beta = 2.37$). Despite the overall reduction in accuracy in the intervening years, 12.4% of our participants had a d' greater than 2.50. They also had a larger bias on average ($\beta = 3.13$). Not surprisingly, advances in photorealistic rendering have made it more difficult for observers to distinguish the computer generated from the photographic.

3.2 Experiment 2: Training

In this second experiment, we attempted to eliminate or minimize the bias observed in Experiment 1. To do so, a new set of observers was shown a new set of 10 computer-generated and 10 matching photographic images (Figure 5), each of which was labeled as either computer generated or photographic. Observers passively viewed each image for at least 3 seconds before pressing a key to view the next image. After viewing these 20 training images, observers viewed the same 60 images used in Experiment 1.

We collected responses from 250 Mechanical Turk participants (each of whom did not participate in Experiment 1). Only 3 participants out of 250 were excluded, as their accuracy in determining the gender of the person in the image was below our 95% threshold. Shown in Figure 4(b) is the average observer accuracy in correctly identifying computer-generated and photographic images as a function of image resolution, and shown in Table I(b) are these results expressed as d' and β . The per-image accuracies are shown in Figure 6.

The results show that a small amount of training was surprisingly effective at significantly reducing the bias found in Experiment 1. Across all resolutions, the average β fell from 2.46 to 1.51. The average d' increased slightly from 1.64 to 1.73 and at the highest resolution of 600, it increased from 1.68 to 1.91.

Similar to Experiment 1, our top-performing observers have a considerably higher sensitivity: 21.9% had a d' greater than 2.50, with an average bias slightly higher than that of the entire group (β of 1.72). The number of high-performing observers was nearly double that of Experiment 1.

4. DISCUSSION

The past 5 years have seen tremendous progress in the creation of highly photorealistic imagery. It is therefore perhaps not surprising that the average observer now struggles to distinguish a photographic from a modern-day computer-generated portrait of a person. Observer accuracy in recognizing modern-day computer-generated images is significantly worse than it was 5 years ago [Farid and Bravo 2012]. However, a significant bias to classify an image as photographic still persists among human observers after 5 years time, which can be quite problematic in a legal setting where this distinction can dramatically change the nature of a criminal charge.

We found, however, that this bias can be nearly eliminated with a small amount of training in which observers are shown representative examples of computer-generated and photographic images. After training, average observer accuracy hovers around 80% for both computer-generated and photographic images. It seems likely that this accuracy is a lower bound on human performance: our observers were given no incentive to perform well (their reward was independent of performance); virtually all of their decisions were made within 5 seconds; and compared to the types of images encountered in forensic settings, our images were relatively impoverished, containing only a single person depicted from the neck up. A full-body figure interacting with the environment or other people is far more difficult to render photorealistically and presumably would be easier for observers to identify.




Fig. 5. Training computer-generated images (first and third columns) paired with their photographic matches (second and fourth columns).




Fig. 6. Per-image classification accuracy for Experiment 2 (top: computer-generated images; bottom: photographic images).

We expect that as computer-graphics technology continues to advance, observers will find it increasingly difficult to distinguish computer-generated from photographic images. Although this can be considered a success for the computer-graphics community, it will no doubt lead to complications for the legal and forensic communities. We expect that human observers will be able to continue to perform this task for a few years to come, but eventually we will have to refine existing techniques and develop new computational methods that can detect fine-grained image details that may not be identifiable by the human visual system.

REFERENCES

1982. New York v. Ferber.
1996. Child Pornography Prevention Act (CPPA).
2003. Prosecutorial Remedies and Other Tools to End the Exploitation of Children Today (PROTECT) Act.
- Valentia Conotter, Ecaterina Bodnari, Boato Giulia, and Hany Farid. 2014. Physiologically-based detection of computer generated faces in video. In *Proceedings of the IEEE International Conference on Image Processing*.
- Duc-Tien Dang-Nguyen, Giulia Boato, and Francesco G. B. De Natale. 2012a. Discrimination between computer generated and natural human faces based on asymmetry information. In *Proceedings of the IEEE European Signal Processing*. 1234–1238.
- Duc-Tien Dang-Nguyen, Giulia Boato, and Francesco G. B. De Natale. 2012b. Identify computer generated characters by analysing facial expressions variation. In *Proceedings of the IEEE Workshop on Information Forensics and Security*. 252–257.
- Sintayehu Dehnie, Taha Sencar, and Nasir Memon. 2006. Digital image forensics for identifying computer generated and digital camera images. In *Proceedings of the IEEE International Conference on Image Processing*. 2313–2316.
- Ahmet Emir Dirik, Sevinc Bayram, Husrev T. Sencar, and Nasir Memon. 2007. New features to identify computer generated images. In *Proceedings of the IEEE International Conference on Image Processing*, Vol. 4.
- Shaojing Fan, Tian-Tsong Ng, Jonathan S. Herberg, Bryan L. Koenig, and Shiqing Xin. 2012. Real or fake? Human judgments about photographs and computer-generated images of faces. In *Proceedings of the SIGGRAPH Asia 2012 Technical Briefs (SA'12)*. Article No. 17.
- Hany Farid and Mary J. Bravo. 2007. Photorealistic rendering: How realistic is it? *Journal of Vision* 7, 9, 766.
- Hany Farid and Mary J. Bravo. 2012. Perceptual discrimination of computer generated and photographic faces. *Digital Investigation* 8, 226–235.
- Andrew C. Gallagher and Tsuhan Chen. 2008. Image authentication by detecting traces of demosaicing. In *Proceedings of the IEEE Computer Society Conference on Computer Vision and Pattern Recognition Workshops*. 1–8.
- David M. Green and John A. Sweats. 1966. *Signal Detection Theory and Psychophysics*. Peninsula Pub.
- Nitin Khanna, George T.-C. Chiu, Jan P. Allebach, and Edward J. Delp. 2008. Forensic techniques for classifying scanner, computer generated and digital camera images. In *Proceedings of the IEEE International Conference on Acoustics, Speech, and Signal Processing*. 1653–1656.
- Jean-Francois Lalonde and Alexei A. Efros. 2007. Using color compatibility for assessing image realism. In *Proceedings of the IEEE International Conference on Computer Vision*. 1–8.
- Christine E. Looser and Thalia Wheatley. 2010. The tipping point of animacy: How, when, and where we perceive life in a face. *Psychological Science* 21, 1854–1862.
- Siwei Lyu and Hany Farid. 2005. How realistic is photorealistic? *IEEE Transactions on Signal Processing* 53, 2, 845–850.
- Tian-Tsong Ng, Shih-Fu Chang, Jessie Hsu, Lexing Xie, and Mao-Pei Tsui. 2005. Physics-motivated features for distinguishing photographic images and computer graphics. In *Proceedings of the ACM International Conference on Multimedia*. 239–248.
- Ying Wang and Pierre Moulin. 2006. On discrimination between photorealistic and photographic images. In *Proceedings of the IEEE International Conference on Acoustics, Speech, and Signal Processing*, Vol. 2.
- Chen Wen, Q. Shi Yun, and Xuan Guorong. 2007. Identifying computer graphics using HSV color model. In *Proceedings of the IEEE International Conference on Multimedia and Expo*.

Received July 2015; revised November 2015; accepted November 2015