

UC Berkeley

UC Berkeley Previously Published Works

Title

Total Synthesis of Pentacyclic (–)-Ambiguine P Using Sequential Indole Functionalizations

Permalink

<https://escholarship.org/uc/item/909351sr>

Journal

Journal of the American Chemical Society, 141(6)

ISSN

0002-7863

Authors

Johnson, Rebecca E
Ree, Hwisoo
Hartmann, Marco
et al.

Publication Date

2019-02-13

DOI

10.1021/jacs.8b13388

Peer reviewed



Published in final edited form as:

J Am Chem Soc. 2019 February 13; 141(6): 2233–2237. doi:10.1021/jacs.8b13388.

Total Synthesis of Pentacyclic (–)-Ambiguine P Using Sequential Indole Functionalizations

Rebecca E. Johnson[†], Hwisoo Ree, Marco Hartmann, Laura Lang[‡], Shota Sawano[§],
Richmond Sarpong^{*}

Department of Chemistry, University of California, Berkeley, California 94720, United States

Abstract

The first synthesis of a pentacyclic ambiguityine (ambiguine P) is reported. The synthesis takes advantage of sequential alkylations of an indole core to rapidly construct the pentacyclic framework of the natural product. Key to the success of the synthesis was the use of a Nicholas reaction to alkylate at C2, crafting a fused seven-membered ring that is characteristic of the pentacyclic ambiguityines, as well as the use of an amidedirected functionalization at C12 to set a requisite quaternary center. A versatile late-stage intermediate was prepared that may be applicable to the synthesis of the other pentacyclic ambiguityines.

The ambiguityine natural products,¹ selected examples of which are shown in Figure 1, are a subset of a larger family of indole secondary metabolites known as the hapalindoles.² With the exception of four ambiguityines, including A (**1**) and H (**2**), which are tetracyclic, the ambiguityines possess a fused pentacyclic scaffold featuring a characteristic seven-membered ring moiety. Since the first reported isolation of ambiguityine congeners in 1992 from *Fischerella ambigua*,^{1a} there have been continued efforts aimed at their total synthesis^{3–5} given their intriguing structures. In addition, some members of the hapalindole family, such as the fischerindoles⁶ and welwitindolinones,^{6b,7} exert a broad spectrum of biological activities, including antimicrobial, antifungal, insecticidal, and anticancer activity as well as phytotoxicity.^{1a,c,2a,c,d,6b,8} Therefore, there has also been interest in exploring the function of the ambiguityines in a biological context. While preliminary bioactivity studies on the ambiguityines have been conducted,^{1c–f} comprehensive studies have yet to be undertaken. It is our anticipation that structurally related derivatives of the ambiguityines, which may be accessed en route to their chemical preparation, may also possess interesting activity. As such, a total synthesis of the pentacyclic ambiguityines could unveil their biological potential

^{*}Corresponding Author: rsarpong@berkeley.edu.

[†]R.E.J.: Merck & Co., Inc., 33 Avenue Louis Pasteur, Boston, Massachusetts 02115, United States.

[‡]L.L.: Institute of Organic Chemistry, Schneiderberg 1b, D-30167 Hannover, Germany.

[§]S.S.: Idemitsu Kosan Co., Ltd., 1280 Kami-izumi, Sodegaurashi, Chiba 299-0205, Japan.

Supporting Information

The Supporting Information is available free of charge on the ACS Publications website at DOI: 10.1021/jacs.8b13388.

Experimental details and spectroscopic data (PDF)

Crystallographic data for **31** (CIF)

Crystallographic data for **S3** (CIF)

The authors declare no competing financial interest.

as well as set the stage for an understanding of their biosynthesis, especially the poorly understood late-stage oxidations of the fused seven-membered ring.^{9a-c}

No syntheses exist for the pentacyclic ambiguines (**3–11**) despite numerous reported attempts.³ On the other hand, successful syntheses of tetracyclic ambiguine H (**2**) were disclosed by the Baran group in 2007⁴ and the Maji group in 2018.⁵ Presumably, the seven-membered E ring that is resident in the pentacyclic ambiguines poses an added synthetic challenge. Herein we report a strategy for the preparation of the pentacyclic ambiguines that has culminated in the total synthesis of (–)-ambiguine P (**11**).

In our retrosynthesis (Scheme 1), we envisioned that ambiguine P and related pentacyclic congeners could arise from common intermediate **14** via late-stage oxidation and/or chlorination. Pentacyclic isocyanide **14** could be accessed from **15**, which in the forward sense would require olefination of the formyl group and conversion of the angular nitrile group to an isonitrile group. The C12 quaternary center in **15** would be installed using the primary amide of **16** as a directing group. To access the pentacyclic core of **16**, we envisioned sequential indole C3, C2, and C4 functionalizations, which would ultimately allow the use of readily available starting materials (see **16** ⇒ **19** + **20** + **21**). Notably, to forge the seven-membered ring of the pentacyclic framework, a cobalt-mediated Nicholas alkylation at C2 of **18** would be employed, followed by Friedel–Crafts cyclization at C4 to build the C ring.

The key synthetic challenge that had to be considered in preparing the pentacyclic ambiguine natural products lay in the diastereoselective α -functionalization at C12 (see the structure of **5** in Figure 1 for numbering). The stereochemical outcome of this α -functionalization on related systems¹⁰ is dictated by the stereochemistry at C15 leading to the cis-disposed stereodiad, whereas the trans-disposed grouping is required in our case (see the relative stereochemistry between C12 and C15 in **5**). In our approach, we take advantage of a directed α -functionalization using the amide group in **16** to overcome this challenge.¹¹

Our synthesis commenced with the elegant Cu(II)-mediated oxidative coupling of indole (**20**) with (*S*)-carvone (**21**) to afford C3-functionalized indole **22** (Scheme 2), following the precedent of Baran.¹⁰ Subsequent 1,2-addition of propargylic alcohol **19** to the enone carbonyl of **22** and Babler–Dauben oxidative transposition¹² afforded enone **18** in 44% yield over the two steps. Cyclization to forge the seven-membered ring that is characteristic of the pentacyclic ambiguines was accomplished in excellent yield through an intramolecular Nicholas reaction¹³ wherein the indole C2 site preferentially reacted over C3 and C4. While site-selective Friedel–Crafts alkylation at C4 of the indole nucleus is often challenging because of competition with C2 and C3,¹⁴ with the seven-membered E ring in place in **23**, we found that the combination of 15 equiv each of aluminum chloride and methanol successfully furnished the C ring in the desired pentacycle **17**. Conjugate addition of cyanide to the enone moiety using Nagata's reagent¹⁵ installed a nitrile group that would later serve both as a directing group and a surrogate for the isonitrile moiety. Concomitant trapping of the enolate that resulted from conjugate addition of the cyanide with trimethylsilyl chloride (TMSCl) accomplished in situ protection of the carbonyl group. At this stage, reductive

removal of the dicobalt group using tributyltin hydride¹⁶ yielded pentacycle **24** in 49% yield over three steps.

With access to the key pentacycle **24** in gram quantities over a seven-step sequence from carvone, we sought to address the challenge of setting the C12 quaternary center. Not surprisingly, direct α -vinylation at C12¹⁷ yielded the transdisposed vinyl group (with respect to C15) in accord with Fürst–Plattner selectivity.¹⁸ To overcome this undesired diastereoselectivity, we sought to employ the nitrile group as a directing group. Thus, Rh(I)-catalyzed nitrile hydration¹⁹ gave a mixture of **25** and **16** (Scheme 3). Treatment of this mixture with methyl formate under basic conditions afforded the hemiaminal ether in 54% yield, setting the C12 quaternary center with complete selectivity for the desired stereochemistry. Reduction of the ketone group with sodium borohydride generated alcohol **26**.²⁰

Ring opening of hemiaminal ether **26** to give β -cyano aldehyde **27** occurred in 51% yield using triflic anhydride.²¹ Presumably, the triflate is ejected upon aqueous workup, which leads to opening of the hemiaminal ether ring.²² At this stage, transforming **27** by Barton–McCombie deoxygenation²³ of the corresponding thiocarbamate intermediate gave **15** in 43% yield over two steps. While exploring the olefination and nitrile hydration sequence, we discovered that these two transformations could be achieved in a single step. In the event, treatment of **15** with TMSCH₂Li produced the secondary alcohol, which engaged the nitrile group in the presence of pyridinium *p*-toluenesulfonate (PPTS)²⁴ under microwave irradiation. Subsequent cleavage of the TMS group with tetrabutylammonium fluoride (TBAF) yielded the primary amide and the vinyl group, resulting in an effective marriage of a Peterson-type olefination²⁵ and nitrile hydration. At this stage, it was necessary to convert the primary amide at C11 to an isonitrile, a functional group that is present in the majority of ambiguine natural products. Hypervalent iodine-mediated Hofmann rearrangement²⁶ of amide **29** progressed in 39% yield to give the desired tertiary amine **30** along with indolenine **31**, which presumably arose from competing aziridination of the indole C2–C3 double bond²⁷ followed by ring opening. Subjecting the intermediate tertiary amine (**30**) to a formylation–dehydration sequence yielded pentacyclic isonitrile **14**. Sequential elimination of the isonitrile and allylic oxidation using selenium dioxide gave ambiguine P (**11**) as a mixture of diastereomers (1.5:1 ratio in favor of **11**).

In summary, the first total synthesis of a pentacyclic ambiguine has been achieved in 20 steps from C3-functionalized indole **22**, which is readily available in multigram quantities in a single step from commercial materials.¹⁰ Overall, our approach to the pentacyclic ambiguienes highlights rapid construction of the pentacyclic skeleton through sequential alkylative functionalizations of indole using robust C–C bond-forming reactions as well as a novel application of an amide group to accomplish a stereoselective C12 functionalization. With ready access to pentacyclic isonitrile **14**, current efforts are being directed toward its late-stage derivatization to access other pentacyclic members of the ambiguine family that retain the isonitrile group.

Supplementary Material

Refer to Web version on PubMed Central for supplementary material.

ACKNOWLEDGMENTS

We are grateful to the NIH NIGMS (R01 086374) for support of this work. R.E.J. thanks the NIH for fellowship support (F31GM123603). We are indebted to Prof. David Sherman (University of Michigan) and Vikram Shende (University of Michigan) for helpful discussions and efforts toward the biosynthesis of the pentacyclic ambiguines as well as Dr. Svitlana Kulyk (Theravance BioPharma) for her mentorship and support during the initial exploration of this work.

REFERENCES

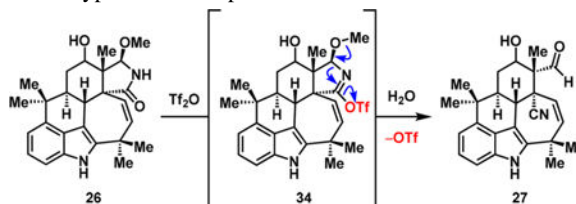
- (1). (a)Smitka TA; Bonjouklian R; Doolin L; Jones ND; Deeter JB; Yoshida WY; Prinsep MR; Moore RE; Patterson GML Ambiguine isonitriles, fungicidal hapalindole-type alkaloids from three genera of blue-green algae belonging to the Stigonemataceae. *J. Org. Chem* 1992, 57, 857. (b)Huber U; Moore RE; Patterson GML Isolation of a nitrile-containing indole alkaloid from the terrestrial blue-green Alga Hapalosiphon delicatulus. *J. Nat. Prod* 1998, 61, 1304. [PubMed: 9784177] (c)Raveh A; Carmeli S Antimicrobial Ambiguines from the cyanobacterium *Fischerella* sp. collected in Israel. *J. Nat. Prod* 2007, 70, 196. [PubMed: 17315959] (d)Mo S; Kronic A; Chlipala G; Orjala J Antimicrobial ambiguity isonitriles from the cyanobacterium *Fischerella* *ambigua*. *J. Nat. Prod* 2009, 72, 894. [PubMed: 19371071] (e)Mo S; Kronic A; Santarsiero BD; Franzblau SG; Orjala J Hapalindole-related alkaloids from the cultured cyanobacterium *Fischerella* *ambigua*. *Phytochemistry* 2010, 71, 2116. [PubMed: 20965528] (f)Walton K; Gantar M; Gibbs PDL; Schmale MC; Berry JP Indole alkaloids from *Fischerella* inhibit vertebrate development in the zebrafish (*Danio rerio*) embryo model. *Toxins* 2014, 6, 3568. [PubMed: 25533520]
- (2). (a)Moore RE; Cheuk C; Patterson GML Hapalindoles: new alkaloids from the blue-green alga *Hapalosiphon fontinalis*. *J. Am. Chem. Soc* 1984, 106, 6456.(b)Moore RE; Cheuk C; Yang XQG; Patterson GML; Bonjouklian R; Smitka TA; Mynderse JS; Foster RS; Jones ND; Swartzendruber JK; Deeter JB Hapalindoles, antibacterial and antimycotic alkaloids from the cyanophyte *Hapalosiphon fontinalis*. *J. Org. Chem* 1987, 52, 1036.(c)Klein D; Daloze D; Braekman JC; Hoffmann L; Demoulin V New hapalindoles from the cyanophyte *Hapalosiphon laingii*. *J. Nat. Prod* 1995, 58, 1781.(d)Becher PG; Keller S; Jung G; Sussmuth RD; Juttner F Insecticidal activity of 12-epi-hapalindole J isonitrile. *Phytochemistry* 2007, 68, 2493. [PubMed: 17686499] (e)Kim H; Lantvit D; Hwang CH; Kroll DJ; Swanson SM; Franzblau SG; Orjala J Indole alkaloids from two cultured cyanobacteria, *Westiellopsis* sp. and *Fischerella muscicola*. *Bioorg. Med. Chem* 2012, 20, 5290. [PubMed: 22863526]
- (3). (a)Chandra A; Viswanathan R; Johnston JN Synthesis of the ABC-and D-ring systems of the indole alkaloid ambiguity. *Org. Lett* 2007, 9, 5027. [PubMed: 17975918] (b)Rafferty RJ; Williams RM Synthetic studies on the ambiguity family of alkaloids: construction of the ABCD ring system. *Tetrahedron Lett.* 2011, 52, 2037. [PubMed: 21516192] (c)Rafferty RJ; Williams RM Formal Synthesis of Hapalindole O and Synthetic Efforts towards Hapalindole K and Ambiguine A. *Heterocycles* 2012, 86, 219. [PubMed: 24808627]
- (4). (a)Baran PS; Maimone TJ; Richter JM Total synthesis of marine natural products without using protecting groups. *Nature* 2007, 446, 404. [PubMed: 17377577] (b)Maimone TJ; Ishihara Y; Baran PS Scalable total syntheses of (-)-hapalindole U and (+)-ambiguine H. *Tetrahedron* 2015, 71, 3652. [PubMed: 25983347]
- (5). Sahu S; Das B; Maji MS Stereodivergent total synthesis of hapalindoles, fisherindoles, hapalonamide H, and ambiguity H alkaloids by developing a biomimetic, redox-neutral, cascade Prinstype cyclization. *Org. Lett* 2018, 20, 6485. [PubMed: 30336678]
- (6). (a)Park A; Moore RE; Patterson GML Fischerindole L, a new isonitrile from the terrestrial blue-green alga *Fischerella muscicola*. *Tetrahedron Lett* 1992, 33, 3257.(b)Stratmann K; Moore RE; Bonjouklian R; Deeter JB; Patterson GML; Shaffer S; Smith CD; Smitka TA Welwitindolinones, unusual alkaloids from the blue-green algae *Hapalosiphon welwitschii* and *Westiella intricata*.

Relationship to fischerindoles and hapalindoles. *J. Am. Chem. Soc.* 1994, 116, 9935.(c)Kim H; Kronic A; Lantvit D; Shen Q; Kroll DJ; Swanson SM; Orjala J Nitrile-containing fischerindoles from the cultured cyanobacterium *Fischerella* sp. *Tetrahedron* 2012, 68, 3205. [PubMed: 22470225]

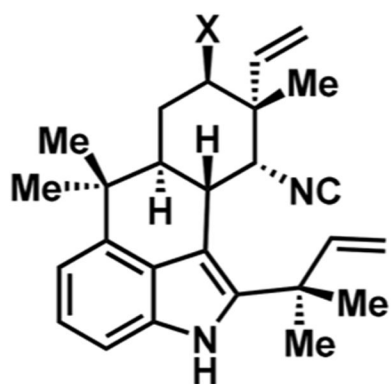
- (7). Jimenez JI; Huber U; Moore RE; Patterson GML Oxidized welwitindolinones from terrestrial *Fischerella* spp. *J. Nat. Prod.* 1999, 62, 569. [PubMed: 10217710]
- (8). (a)Doan NT; Rickards RW; Rothschild JM; Smith GD Allelopathic actions of the alkaloid 12-epi-hapalindole E isonitrile and calothrixin A from cyanobacteria of the genera *Fischerella* and *Calothrix*. *J. Appl. Phycol.* 2000, 12, 409.(b)Doan NT; Stewart PR; Smith GD Inhibition of bacterial RNA polymerase by the cyanobacterial metabolites 12-epi-hapalindole E isonitrile and calothrixin A. *FEMS Microbiol. Lett.* 2001, 196, 135. [PubMed: 11267769] (c)Asthana R; Srivastava A; Singh A; Singh S; Nath G; Srivastava R; Srivastava B; Deepali. Identification of an antimicrobial entity from the cyanobacterium *Fischerella* sp. isolated from bark of *Azadirachta indica* (Neem) tree. *J. Appl. Phycol.* 2006, 18, 33.(d)Smith CD; Zilfou JT; Stratmann K; Patterson GM; Moore RE Welwitindolinone analogues that reverse P-glycoprotein-mediated multiple drug resistance. *Mol. Pharmacol.* 1995, 47, 241. [PubMed: 7870031] (e)Zhang X; Smith CD Microtubule effects of welwistatin, a cyanobacterial indolinone that circumvents multiple drug resistance. *Mol. Pharmacol.* 1996, 49, 288. [PubMed: 8632761]
- (9). (a)Hillwig ML; Zhu Q; Liu X Biosynthesis of ambiguine indole alkaloids in cyanobacterium *Fischerella ambigua*. *ACS Chem. Biol.* 2014, 9, 372. [PubMed: 24180436] (b)Li S; Lowell AN; Yu F; Raveh A; Newmister SA; Bair N; Schaub JM; Williams RM; Sherman DH Hapalindole/ambiguine biogenesis is mediated by a cope rearrangement, C–C bond-forming cascade. *J. Am. Chem. Soc.* 2015, 137, 15366. [PubMed: 26629885] (c)Liu X; Hillwig ML; Koharudin LMI; Gronenborn AM Unified biogenesis of ambiguine, fischerindole, hapalindole and welwitindolinone: identification of a monogeranylated indolenine as a cryptic common biosynthetic intermediate by an unusual magnesium-dependent aromatic prenyltransferase. *Chem. Commun.* 2016, 52, 1737.
- (10). (a)Baran PS; Richter JM Direct coupling of indoles with carbonyl compounds: short, enantioselective, gram-scale synthetic entry into the hapalindole and fischerindole alkaloid families. *J. Am. Chem. Soc.* 2004, 126, 7450. [PubMed: 15198586] (b)Richter JM; Ishihara Y; Masuda T; Whitefield BW; Llamas T; Pohjakallio A; Baran PS Enantiospecific total synthesis of the hapalindoles, fischerindoles, and welwitindolinones via a redox economic approach. *J. Am. Chem. Soc.* 2008, 130, 17938. [PubMed: 19035635]
- (11). For a previous example of a directed functionalization in the synthesis of the hapalindoles, see:Fukuyama T; Chen X Stereocontrolled synthesis of (–)-hapalindole G. *J. Am. Chem. Soc.* 1994, 116, 3125.
- (12). (a)Babler JH; Coghlan MJ A facile method for the bishomologation of ketones to α,β -unsaturated aldehydes: application to the synthesis of the cyclohexanoid components of the boll weevil sex attractant. *Synth. Commun.* 1976, 6, 469.(b)Dauben WG; Michno DM Direct oxidation of tertiary allylic alcohols. A simple and effective method for alkylative carbonyl transposition. *J. Org. Chem.* 1977, 42, 682.
- (13). (a)Djurdjevic S; Yang F; Green JR Intramolecular Nicholas reactions in the synthesis of dibenzocycloheptanes. Synthesis of allocolchicine NSC 51046 and analogues and the formal synthesis of (–)-allocolchicine. *J. Org. Chem.* 2010, 75, 8241. [PubMed: 21058661] (b)Nicholas KM; Pettit R On the stability of α -(alkynyl)dicobalt hexacarbonyl carbonium ions. *J. Organomet. Chem.* 1972, 44, C21.(c)Schreiber SL; Sammakia T; Crowe WE Lewis acid mediated version of the Nicholas reaction: synthesis of syn-alkylated products and cobaltcomplexed cycloalkynes. *J. Am. Chem. Soc.* 1986, 108, 3128.(d)Ni R; Mitsuda N; Kashiwagi T; Igawa K; Tomooka K Heteroatom-embedded medium-sized cycloalkynes: concise synthesis, structural analysis, and reactions. *Angew. Chem., Int. Ed.* 2015, 54, 1190.
- (14). For previous attempts at Friedel–Crafts reactions at indole C4 of related systems, see ref 3c and: (a)Chandra A; Johnston JN Total synthesis of the chlorine-containing hapalindoles K, A, and G. *Angew. Chem., Int. Ed.* 2011, 50, 7641.For a report of a purported C4 cyclization, see: (b)Bonjouklian R; Moore RE; Patterson GML Acid-catalyzed reactions of hapalindoles. *J. Org. Chem.* 1988, 53, 5866.For a discussion of the structural characterization error made in ref 14b,

see:(c)Vaillancourt V; Albizati KF Synthesis and absolute configuration of (+)-hapalindole Q. J. Am. Chem. Soc 1993, 115, 3499.

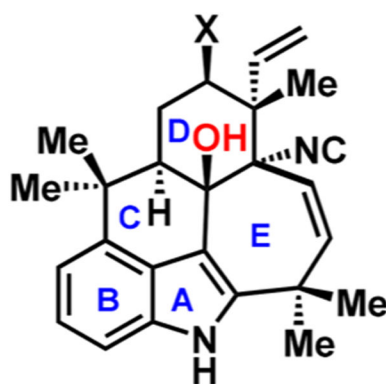
- (15). Nagata W; Yoshioka M Diethylaluminum cyanide. *Org. Synth* 1972, 52, 90.
- (16). Hosokawa S; Isobe M Reductive decomplexation of biscobalthexacarbonyl acetylenes into olefins. *Tetrahedron Lett.* 1998, 39, 2609.
- (17). See the Supporting Information for the experimental procedures and characterization data.
- (18). Fürst A; Plattner PA Über Steroide und Sexualhormone. 160. Mitteilung. 2 α , 3 α -und 2 β , 3 β -Oxido-cholestone; Konfiguration der 2-Oxy-cholestone. *Helv. Chim. Acta* 1949, 32, 275. [PubMed: 18115957]
- (19). Lee J; Kim M; Chang S; Lee HY Anhydrous hydration of nitriles to amides using aldoximes as the water source. *Org. Lett* 2009, 11, 5598. [PubMed: 19911824]
- (20). For mechanistic proposals regarding the transformation of 16 to 26, see page S10 in the Supporting Information.
- (21). For activation of amides using Tf₂O, see:(a)Charette AB; Chua P A new mild method for the cleavage of the amide bond: conversion of secondary and tertiary amides to esters. *Synlett* 1998, 1998, 163.(b)Charette AB; Grenon M Spectroscopic studies of the electrophilic activation of amides with triflic anhydride and pyridine. *Can. J. Chem* 2001, 79, 1694.
- (22). This transformation is hypothesized to proceed as follows:



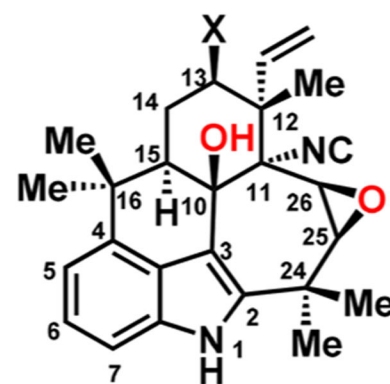
- (23). Barton DHR; McCombie SW A new method for deoxygenation of secondary alcohols. *J. Chem. Soc., Perkin Trans. 1* 1975, 1 (0), 1574.
- (24). Xu S; Ciufolini MA Formal synthesis of (\pm)-tetrodotoxin via the oxidative amidation of a phenol: on the structure of the Sato lactone. *Org. Lett* 2015, 17, 2424. [PubMed: 25915710]
- (25). (a)Peterson DJ Carbonyl olefination reaction using silylsubstituted organometallic compounds. *J. Org. Chem* 1968, 33, 780.(b)Ager DJ The Peterson reaction. *Synthesis* 1984, 1984, 384.
- (26). Zagulyaeva AA; Banek CT; Yusubov MS; Zhdankin VV Hofmann rearrangement of carboxamides mediated by hypervalent iodine species generated in situ from iodobenzene and oxone: reaction scope and limitations. *Org. Lett* 2010, 12, 4644. [PubMed: 20843092]
- (27). Kumar PR Addition of phthalimidonitrene to substituted indoles. *Heterocycles* 1987, 26, 1257.



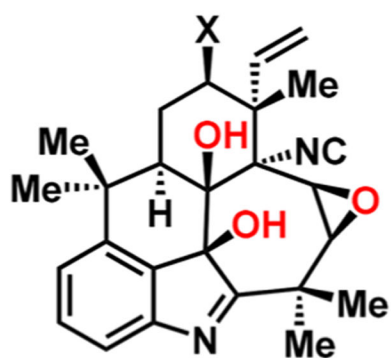
ambiguline A (1): X=Cl
ambiguline H (2): X=H



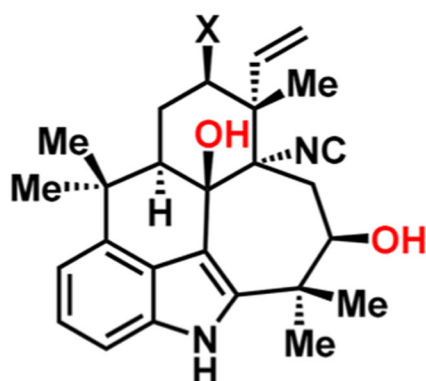
ambiguline K (3): X=Cl
ambiguline L (4): X=H



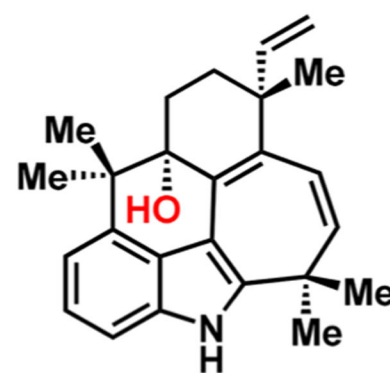
ambiguline E (5): X=Cl
ambiguline I (6): X=H



ambiguline D (7): X=Cl
ambiguline J (8): X=H

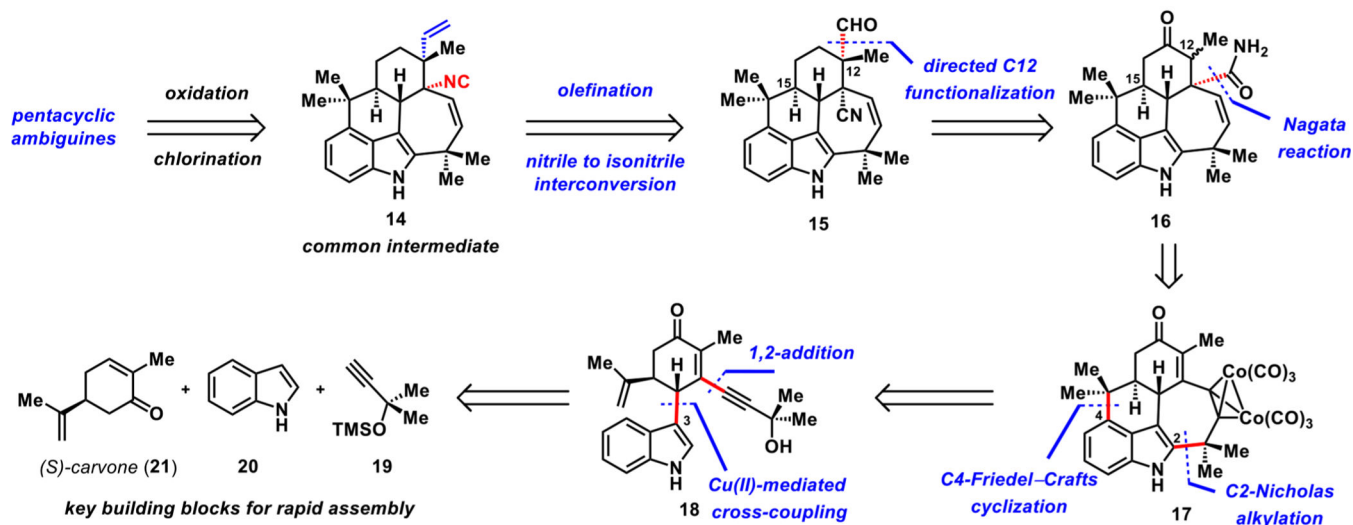


ambiguline M (9): X=Cl
ambiguline N (10): X=H

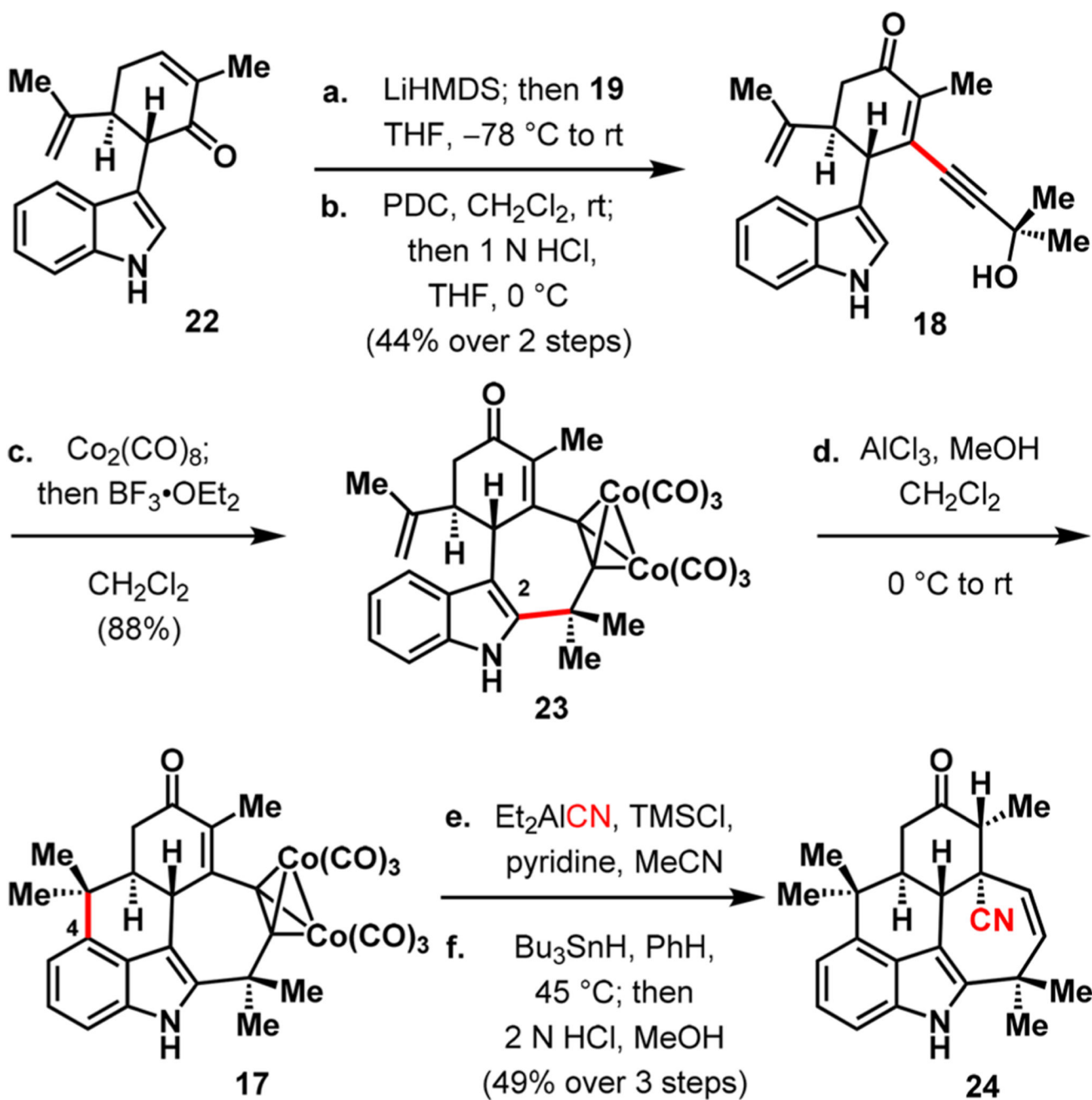


ambiguline P (11)

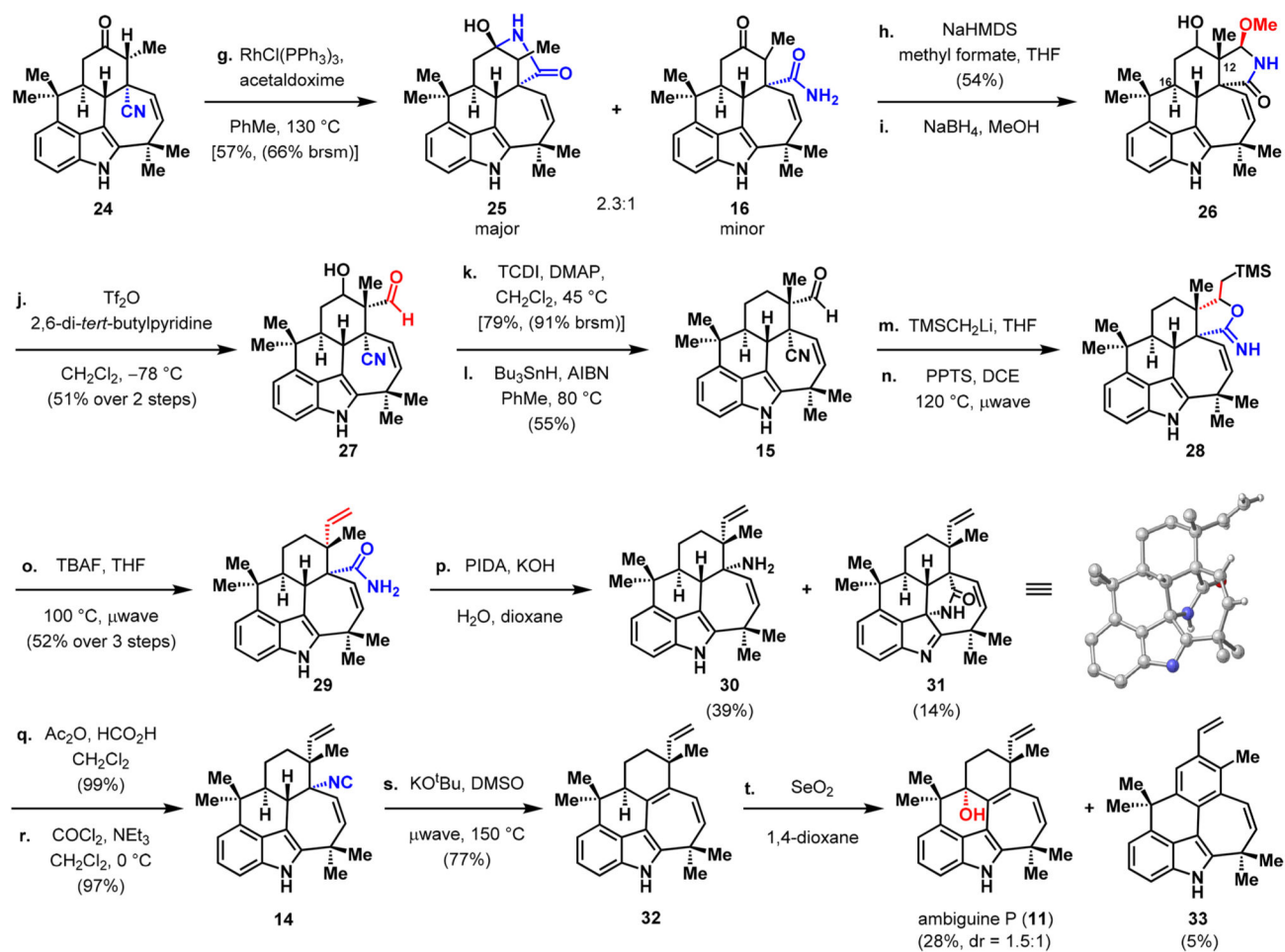
Figure 1.
Selected ambiguline natural products.



Scheme 1.
Retrosynthesis



Scheme 2.
Construction of the Pentacyclic Core



Scheme 3.
Setting the Quaternary Center at C12 and Completion of Ambiguine P