

UCLA
Contemporary Music Score Collection

Title

Mosaic No.1

Permalink

<https://escholarship.org/uc/item/8v54k716>

Author

Maldonado, Jimena

Publication Date

2020

Mosaic No.1

for two or more melodic instruments



2019

Jimena Maldonado

©Jimena Maldonado Álvarez 2019

Commissioned by Le Tout-petit Festival Musical de Saint-Germain-de-Calberte.
First performed by Annick Odom and Rob Jones in St. Germain-de-Calberte, France in May,
2019

This piece has four movements, each based on a pattern of a tangram puzzle. Two different colours form rectangles along the puzzle (i.e. red-orange, blue-turquoise, etc.). Each colour represents a pitch.

The idea of the piece is to trill or tremolo between both pitches of each rectangle. The players transit the score by following the path clockwise and by repeating the trills or tremolos any number of times before moving on to the next rectangle. Each movement has different colour combinations, which get more varied and complex with each image. By changing the pieces on the puzzle, new combinations of trills are obtained.

How to read and perform the piece

There are two paths to follow in each movement: the outer and the inner. Each player (or group of players) should follow a different path clockwise (either the inner or the outer). The player doing the outer part starts each movement. The second player then joins in shortly after. Since the inner part is smaller, it will take less time to complete than the outer part and thus, will have to be played more than once. The player (or group of players) doing the outer part must cue the other player(s) when having completed the path around the outer part, with both parties finishing together. Then, the players proceed to the next movement and swap parts (now the second player begins with the outer part).

Rules

- Trills and tremolos can start on any of the two pitches provided and can be played in any register.
- The direction between the trills and tremolos may be inverted.
- Pitches can be as close or as far away from each other (in terms of register) as the players want.
- The speed of the trills or tremolos is completely free, but should be different from the other player's. The speed should also change freely throughout the piece.
- In the outer part, there are indentations between some of the rectangles. In these moments, the players can decide to either hold a long note (the last note of the previous trill or tremolo) or rest.
- The speed and dynamics of the trills and tremolos should change gradually, like waves.
- Each movement has a specific indicated character. Players should agree on a way of interpreting each indication of the character in order for each movement to have its own personality.
- Movements can be performed one after the other, but can also be performed interspersed with other pieces of a programme.
- The duration of each movement should be between 2'30" and 5 minutes.

Mosaic No. 1

I

Energetic

Jimena Maldonado

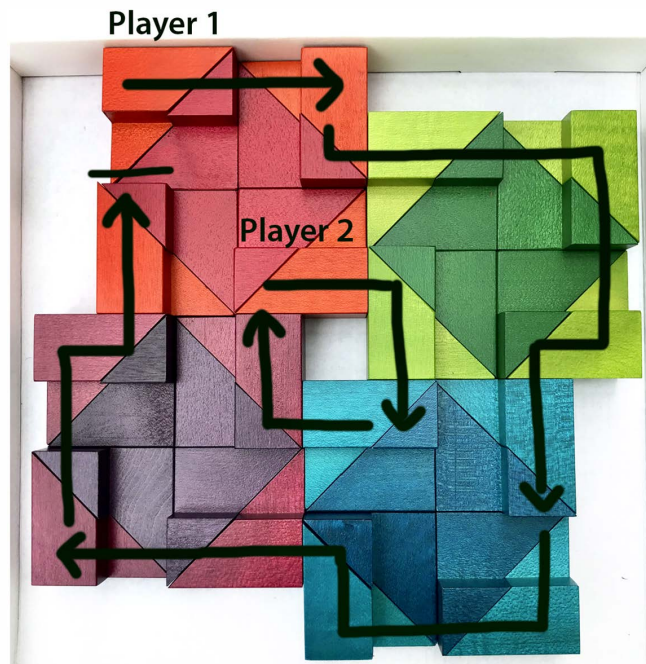
Outer part

*Long note or rest

*Long note or rest

Simile

Inner part



II Contrasting


Outer part

*Long note or rest

*Long note or rest

Simile

Inner part



III Soft and gentle

Outer part

*Long note or rest

*Long note or rest

Simile


Inner part



IV Playful


Outer part

*Long note or rest *Long note or rest Simile



The outer part consists of three staves of music. The first staff begins with a treble clef and a key signature of one flat. It features a series of chords and melodic fragments, with three specific measures marked with a long note or rest symbol. The second and third staves continue the musical texture with similar chordal and melodic patterns.

Inner part



The inner part is a single staff of music in treble clef, providing a harmonic accompaniment to the outer part. It consists of a sequence of chords and rests.

