

UC Berkeley

UC Berkeley Previously Published Works

Title

On the psychology and economics of antisocial personality

Permalink

<https://escholarship.org/uc/item/8sf6m888>

Journal

Proceedings of the National Academy of Sciences of the United States of America,
116(26)

ISSN

0027-8424

Authors

Engelmann, JB
Schmid, B
De Dreu, CKW
et al.

Publication Date

2019-06-25

DOI

10.1073/pnas.1820133116

Peer reviewed



On the psychology and economics of antisocial personality

J. B. Engelmann^{a,b,c,1}, B. Schmid^d, C. K. W. De Dreu^{a,e}, J. Chumbley^f, and E. Fehr^g

^aCenter for Research in Experimental Economics and Political Decision Making (CREED), University of Amsterdam, 1018 WB, Amsterdam, The Netherlands; ^bAmsterdam Brain and Cognition (ABC), University of Amsterdam, 1018 WB, Amsterdam, The Netherlands; ^cBehavioral and Experimental Economics, The Tinbergen Institute, 1082 MS, Amsterdam, The Netherlands; ^dInstitute for Transport Planning and Systems (IVT), Swiss Federal Institute of Technology Zurich, 8093 Zurich, Switzerland; ^eInstitute of Psychology, Leiden University, 2333 AK, Leiden, The Netherlands; ^fJacobs Center for Productive Youth Development, University of Zurich, 8050 Zurich, Switzerland; and ^gDepartment of Economics, University of Zurich, 8006 Zurich, Switzerland

Edited by James J. Heckman, The University of Chicago, Chicago, IL, and approved May 20, 2019 (received for review November 27, 2018)

How do fundamental concepts from economics, such as individuals' preferences and beliefs, relate to equally fundamental concepts from psychology, such as relatively stable personality traits? Can personality traits help us better understand economic behavior across strategic contexts? We identify an antisocial personality profile and examine the role of strategic context (the "situation"), personality traits (the "person"), and their interaction on beliefs and behaviors in trust games. Antisocial individuals exhibit a specific combination of beliefs and preferences that is difficult to reconcile with a rational choice approach that assumes that beliefs about others' behaviors are formed rationally and therefore, independently from preferences. Variations in antisocial personality are associated with effect sizes that are as large as strong variations in strategic context. Antisocial individuals have lower trust in others unless they know that they can punish them. They are also substantially less trustworthy, believe that others are like themselves, and respond to the possibility of being sanctioned more strongly, suggesting that they anticipate severe punishment if they betray their partner's trust. Antisocial individuals are not simply acting in their economic self-interest, because they harshly punish those who do not reciprocate their trust, although that reduces their economic payoff, and they do so nonimpulsively and in a very calculated manner. Antisocial individuals honor others' trust significantly less (if they cannot be punished) but also, harshly punish those who betray their trust. Overall, it seems that antisocial individuals have beliefs and behaviors based on a view of the world that assumes that most others are as antisocial as they themselves are.

trust | antisocial | personality | punishment | person situation

Personality psychology assumes that interindividual differences are systematic and can be explained by personality traits (1). Personality traits are defined as relatively enduring patterns of thoughts, beliefs, emotions, and behaviors that reflect an individual's propensity to "respond in certain ways under specific circumstances" (2). Consistent with this definition, twin studies and recent large-scale genome-wide association studies revealed considerable genetic heritability of personality traits (3–5), and neuroimaging studies showed consistent correlations between personality traits and measures of brain structure (6–8) and brain function (9–11). Furthermore, personality traits remain relatively stable for extended periods of time (12, 13) and predict future academic achievement (14, 15) as well as personal health and wealth (refs. 16–18; reviewed in ref. 19).

Traditionally, behavior in strategic games has been examined on the basis of assumptions about the players' behavioral preferences, while the broader concept of personality traits—including thoughts and beliefs systematically tied to traits—has played little role. In fact, the typical economic analysis of games assumes that beliefs are not systematically correlated with preferences, because they are formed rationally and are determined in the equilibrium—beliefs are thus not a property of the individual but a property of the group or the equilibrium that the group plays.

Here, we ask whether certain personality traits can help us better understand behavior in strategic games in which players face well-structured economic incentives. What is the role of variations in personality traits compared with relatively large changes in incentives for individuals' behavior? Do personality traits only play a minor role in such an environment, or do variations in personality "produce" similar behavioral effect sizes as changes in incentives? To what extent do we observe important interactions between "the person" (variations in personality traits) and "the situation" (changes in incentives)? How does the antisocial personality trait that we identify relate to economic models of social preferences (20–24)? First, we integrate insights from economics (19, 25) and personality theory (2, 26, 27) to identify stable interindividual differences in antisocial personality characteristics. Second, we examine the role of variations in antisocial personality for behavior in strategic games, and third, we show how variations in antisocial personality interact with changes in the strategic nature of the game. We deliberately implement a large change in the strategic nature of the game such that we can finally compare the effect sizes resulting from this large change in the situation with the effect size of variations in personality.

We use various versions of the trust game to study these questions. The basic trust game involves a sequential one-shot interaction between an anonymous investor and an anonymous agent who are both endowed with an identical amount of money (28). Investors decide how much of their personal monetary endowment to transfer to their agent; transfers are tripled, and agents then decide how much of the available money—made up of the tripled transfer and their initial endowment—they return

Significance

Using an interdisciplinary experimental approach grounded in behavioral economics and personality psychology, we identify an antisocial personality profile and examine its role across strategic contexts. Antisocial individuals exhibit a specific combination of behaviors and beliefs: they have a high propensity to betray others' trust and believe that others are like them, but if given a punishment opportunity, they impose very harsh sanctions on those who betray their trust. More generally, antisocial individuals show beliefs and behaviors that are consistent with the assumption that most others are as antisocial as they themselves are.

Author contributions: J.B.E. designed research with input from B.S. and E.F.; J.B.E. and B.S. performed research; C.K.W.D.D., J.C., and E.F. contributed new analytic tools; J.B.E., B.S., and J.C. analyzed data with input from E.F.; J.B.E., B.S., C.K.W.D.D., and E.F. wrote the paper; and J.B.E. and E.F. acquired funding.

The authors declare no conflict of interest.

This article is a PNAS Direct Submission.

Published under the PNAS license.

¹To whom correspondence may be addressed. Email: j.b.engelmann@uva.nl.

This article contains supporting information online at www.pnas.org/lookup/suppl/doi:10.1073/pnas.1820133116/-DCSupplemental.

Published online June 11, 2019.

to their investor. In this game, both parties can earn additional money relative to their endowments, but the investor first has to trust the agent by transferring money, while the agent has to be trustworthy and transfer a sufficient amount back to the investor. The investor's transfer reflects the "behavioral trust" that the investor has in the agent, and the agent's back transfer reflects the trustworthiness of the agent, who is also free to send back nothing. The back transfer is thus an indication of the extent to which the agent is willing to honor the investor's trust. We introduce several variations to the trust game; the most important includes the opportunity for the investor to engage in costly punishment (details are given below). We implement the possibility of sanctioning the agent very harshly, because we are interested in the impact of a large "change in the situation" that can be compared with the effects of variations in antisocial personality.

Methods Summary and Results

Healthy volunteers ($n = 182$; 98 females) filled out an online battery of personality questionnaires (*SI Appendix, section S1*) and came to the laboratory approximately 1 wk later. They participated in four different versions of the trust game and were randomly assigned either the role of the investor (Player P1; $n = 90$) or the role of the agent (Player P2; $n = 89$). Subjects kept the same role in all four versions of the trust game. Each version of the game was played for six rounds with randomly assigned anonymous partners in each round. There were two main treatments—a binary trust game without a punishment opportunity [no punishment treatment (NPT)] and a binary trust game with a punishment opportunity [punishment treatment (PT)]—and two additional versions of the trust game that were included to ensure the robustness of our results (*SI Appendix, section S2* has details). To control for any potential order effects, the order in which participants faced the trust games was counterbalanced. Furthermore, we included order effect and first-round dummies in the regression analyses. To prevent wealth effects, one round was randomly chosen to be payoff relevant at the end of the session.

In our main analyses, we focus on the differences in behavior between the PT and the NPT, because this enables us to study the role of a strong situational factor ("the punishment opportunity") and how it interacts with personality characteristics. In the NPT, the investor ("she") and the agent ("he") were each endowed with Swiss Francs (CHF) 20, and the investor decided whether to keep the whole endowment or to transfer CHF 10 to the agent. The transfer amount was tripled, and the agent then decided how much to transfer back to the investor (back-transfer amount). The back transfer was not tripled. The PT was identical to the NPT except that, after the agent made his back-transfer decision, the investor could punish the agent. For each CHF that the investor spent on punishment, she reduced the agent's final payoff by CHF 5. Because this punishment opportunity enabled the investor to impose quite harsh sanctions on the agent, we expected substantial behavioral differences between the NPT and the PT regardless of subjects' personality characteristics. Thus, when we later compare the relative impact of situational changes with the impact of personality characteristics, we have to keep in mind that we implemented a strong situational change.

The possible transfer, back transfer, and punishment amounts in each game are illustrated in *SI Appendix, Fig. S2*. We implemented the so-called strategy method in both treatments. This means that agents in the NPT and the PT made a decision about the back transfer for both possible cases (i.e., for investments of CHF 0 and CHF 10). These conditional decisions by the agent were taken before he knew how much the investor had invested. Likewise, the strategy method in the PT means that the investor assigns her punishment for each of the agent's possible back transfers before knowing his actual back transfer. There is substantial evidence (29) that the strategy method leads to the same qualitative behaviors as the "direct response method." In addition, it has the advantage of providing data for those parts of the game tree that are not actually reached (e.g., we also know how much an investor would punish a back transfer of zero even if the agent's

actual back transfer is high). We also measured the investor's belief about the agent's back transfer in both the NPT and the PT. These beliefs were elicited after the investor had made his trust decisions.

Factor Analysis. Given the high dimensionality of our personality data, we first used factor analysis to reduce the data to the most essential elements and remove sources of covariance and noise before entering these data into regression analyses. An exploratory factor analysis identified five factors (*SI Appendix, Fig. S1*), including (i) emotional reactivity, (ii) antisociality, (iii) sensation seeking, (iv) anger, and (v) impulsivity (factor loadings are in *SI Appendix, Table S1*). We included the standardized factor scores (Bartlett scores) as explanatory variables in regression models with the following independent variables: trust (*SI Appendix, Table S2*), investors' beliefs about the agents' back transfers (*SI Appendix, Table S3*), agents' actual back transfers (*SI Appendix, Table S4*), and the investors' punishment behavior (*SI Appendix, Table S5*). All of these regressions also include a treatment dummy coded as one for the PT and coded as zero for the NPT. In addition, we controlled for a number of socioeconomic characteristics and order effects as well as for mood and stress level, which were measured at the time of the experiment (*SI Appendix, section S1*). Since our results hold with and without these control variables, we do not discuss them in additional detail. We calculated cluster-robust SEs to account for the panel structure (within-subject design in which each individual played six rounds in each treatment). We estimated three different models for each dependent variable. Model 1 only contains the treatment dummy PT and control variables. Model 2 adds the five personality variables, and model 3 further adds the five personality \times PT interactions.

Effects of Antisociality and Punishment Opportunity on Behavioral Trust.

For transfer levels, we find that investors armed with the option to punish agents are 15 percentage points more likely to transfer CHF 10 ($P < 0.001$; mean transfer probability PT: 74.3%; NPT: 60.7%; effect size = 0.15) (*SI Appendix, Table S2* shows regression results; *SI Appendix, section S3* discusses the calculation method of standardized effect sizes). In the NPT, an increase in antisociality leads to a reduction in behavioral trust ($P = 0.085$, effect size = 0.10). For example, an individual at the 25th percentile of antisociality has a transfer probability that is 11.5 percentage points higher compared with one at the 75th percentile of antisociality (assuming average values in all other personality scores). In addition, the regression indicates a significant positive interaction between antisociality and the option to punish ($P = 0.005$, effect size = 0.11). Thus, although antisocial individuals exhibit less behavioral trust in the NPT, antisociality increases the impact of the punishment option on transfers substantially, raising the impact of the punishment option by 12 percentage points for a one-SD increase in antisociality. This implies (Fig. 14) that highly antisocial investors chose much higher trust levels in the PT compared with the NPT, and an increase in antisociality is even associated with a small increase in average transfers in the PT. A similar (but 50% weaker) positive interaction effect was observed for the anger factor but not for any other personality factor (*SI Appendix, Fig. S3* and Table S2).

The previous results suggest that antisocial individuals may have substantially less optimistic beliefs about the agents' back transfers unless they are given the option to discipline the partner and both parties know that this option exists.

Effects of Antisociality and Punishment Opportunity on Beliefs About the Agents' Back Transfers ("Beliefs About Trustworthiness").

The roles of the punishment opportunity and of antisocial personality characteristics on beliefs about back transfers are illustrated in Fig. 1B and examined in *SI Appendix, Table S3*. The option to punish renders investors more optimistic about back transfers ($P < 0.001$, effect size = 0.16), and more antisocial individuals have significantly more pessimistic beliefs about back transfers in

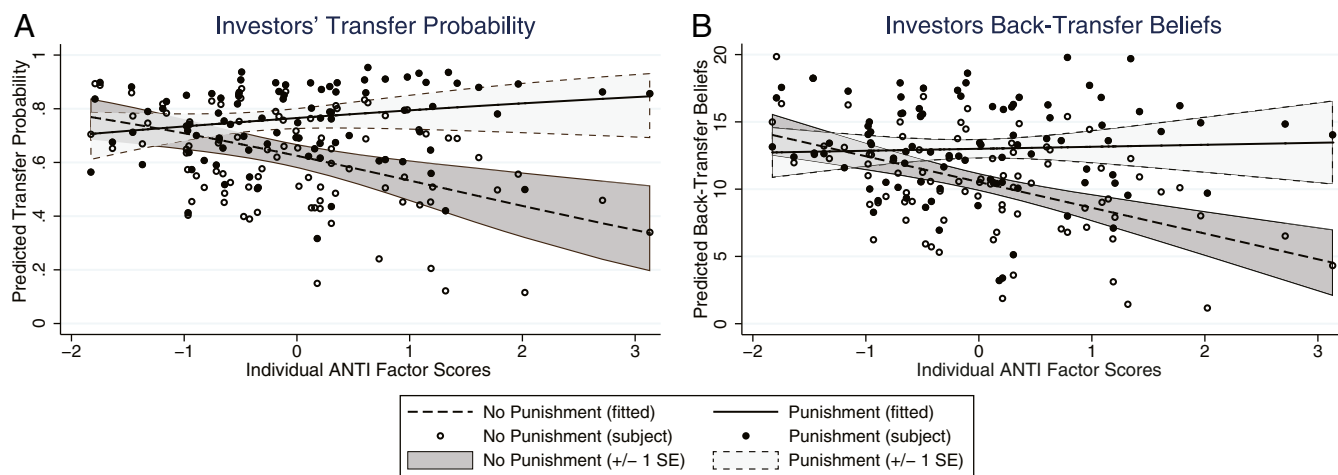


Fig. 1. Investors' transfers (A) and beliefs about back transfers (B) as a function of punishment condition (absent vs. present) and antisocial personality scores. Dots ($n = 90$) indicate individual investors' predicted probability of transferring CHF 10 (A) and their predicted beliefs about the agents' back transfers (B) in the NPT and the PT. The predictions are based on model 3 in *SI Appendix, Table S2* (A) and *SI Appendix, Table S3* (B) and individuals' scores across all personality factors. Solid/dashed lines indicate fitted values (A is based on model 3 in *SI Appendix, Table S2*, and B is based on model 3 in *SI Appendix, Table S3*). All covariates [(except for antisociality score and treatment (PT and NPT))] were fixed at their means. In the absence of punishment (NPT), a decrease in antisociality (e.g., from the 75th to the 25th percentile) is associated with an increase in transfer probability by 20% (from CHF 56.9 to CHF 68.4%; $P = 0.085$) and an increase in the expected back transfer by 27% (from CHF 9.3 to CHF 11.8; $P = 0.013$). Conversely, when the punishment option is present (PT), the antisocial investors have even a somewhat higher transfer probability and slightly more optimistic back-transfer expectations. This is due to a relatively strong interaction between antisociality and the punishment option ($P = 0.005$) (*SI Appendix, Table S2*): for every one-SD increase in antisociality, the PT effect on transfers (and expected back transfers) increases by 12 percentage points (and CHF 2.1). None of the other personality traits have a significant interaction with PT for transfers (*SI Appendix, Fig. S3 and Table S2*). For beliefs, only emotional reactivity shows a significant interaction with PT (*SI Appendix, Fig. S4 and Table S3*) such that individuals with low emotional reactivity expect significantly larger back transfers in PT. ANTI, antisociality.

the absence of a punishment opportunity ($P = 0.013$, effect size = 0.15). A similar main effect of personality was obtained for anger (*SI Appendix, Fig. S4C*). Furthermore, we find a significant and positive interaction, indicating that the impact of the punishment option on investors' beliefs increases by roughly two CHF for each one-SD increase in antisociality ($P = 0.001$, effect size = 0.12). A negative and 40% weaker interaction effect was observed for emotional reactivity (the emotional reactivity factor) but not for any other personality factor (*SI Appendix, Fig. S4 and Table S3*).

These results show that more antisocial investors have significantly less trust in their agents except when they know that they can punish them. This finding suggests that antisocial individuals have a particular view about human nature (i.e., they are more prone to believe that others will not honor their trust unless they can threaten to punish them).

Effects of Antisociality and Punishment Opportunity on Back Transfers ("Actual Trustworthiness"). If investors transfer nothing to the agent, agents' back transfers are basically zero. The relevant question is, therefore, how the punishment opportunity and antisociality affect back transfers in case the investors make a positive transfer. We find first that greater antisociality is associated with lower average back-transfer amounts ($P = 0.001$, effect size = 0.23) (Fig. 2A and *SI Appendix, Table S4*). For example, an individual at the 25th percentile of antisociality has a back transfer that is 44% higher compared with one at the 75th percentile of antisociality (CHF 13.1 vs. CHF 9.1). The lower back transfers of more antisocial agents in the NPT are not an artifact of the fact that the investors could only transfer 0 or CHF 10. In the nonbinary trust (NBT) game (without punishment), in which the investors could invest any amount between 0 and CHF 10, antisociality has an even larger effect (Fig. 2B). If investors transfer CHF 10 in this trust game, the back transfer of subjects at the 25th percentile of antisociality is 64% higher than the transfers of those at the 75th percentile (CHF 13.7 vs. CHF 8.9). Agents who score high on the anger factor also display lower back transfers in the NPT, but this effect is smaller than that for antisociality ($P = 0.021$, effect size = 0.15) (*SI Appendix, Table*

S4). Conversely, the punishment option increases average back transfers relative to the NPT by 30% for all subjects (from CHF 11.30 to CHF 14.90, $P < 0.001$, effect size = 0.22), and antisociality further increases the positive impact of the punishment opportunity on back transfers ($P = 0.011$, effect size = 0.12): a one-SD increase in antisociality raises the impact of the punishment opportunity on back transfers from CHF 3.5 to roughly CHF 5.1 (i.e., by 47%). In fact, the positive interaction effect between PT and antisociality on back transfers is so strong that the association between antisociality and back transfers within the PT (Fig. 2A) becomes rather weak. When punishment is possible, antisocial individuals are less likely to reciprocate trust, but the overall effect is small, because the punishment option greatly deters them. No other personality factor shows a significant interaction with PT on back transfers (*SI Appendix, Fig. S5 and Table S4*).

Why do antisocial individuals in the role of the agent respond so much more strongly to the punishment opportunity? One possibility is that antisocial individuals display different punishment patterns and—when in the role of agents—use introspection into how they would punish to form their expectations about the likelihood of being punished for low back transfers. If this hypothesis is correct, we should observe that antisocial individuals display harsher punishments for a lack of reciprocation to positive transfers. The punishment pattern is also interesting for another reason, because those who punish only incur a material cost without reaping any reputational or material benefit from the punishment in our experimental setup. Thus, investors who punish clearly do not maximize their own economic benefits. The punishment option, therefore, enables us to assess an important aspect of the nature of antisociality: is it merely an extreme form of selfish, payoff-maximizing behavior, or does it represent a form of malevolence in the sense that antisocial individuals display a high willingness to betray other individuals' trust while simultaneously imposing very harsh punishments on those who betray their trust, although these punishments yield no benefits but are instead, costly for them?

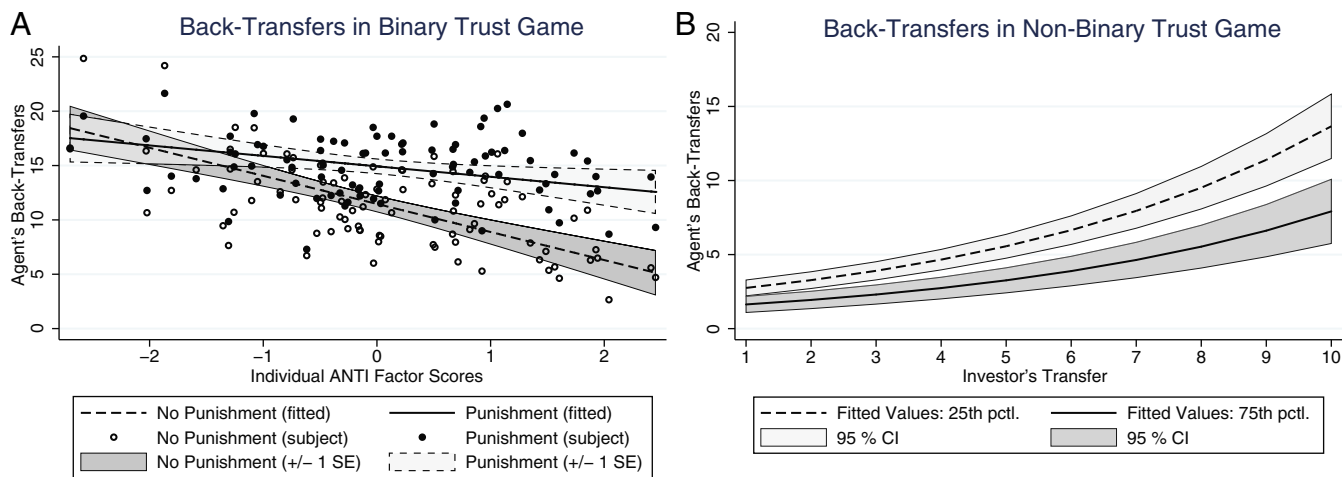


Fig. 2. Agents' back transfers as a function of punishment condition (absent vs. present) and antisocial personality scores in the binary trust game (A). In B, agent's back transfers in the NBT are shown as a function of investors' transfer levels (that could vary between 0 and 10) and for agents at the 25th and the 75th percentiles of antisociality. Dots ($n = 89$) indicate individual agents' predicted back transfer in the NPT and the PT. The predictions result from model 3 in *SI Appendix, Table S4* by inserting for each agent the individual personality factor scores. Solid/dashed lines indicate fitted values (A is based on model 3 in *SI Appendix, Table S4*, and B is based on model 3 in *SI Appendix, Table S9*). All covariates [(except for antisociality score and treatment (PT and NPT))] were fixed at their means. In the absence of punishment (NPT), a decrease in the antisociality from the 75th to the 25th percentile is associated with an increase in average back transfers by 44% in the binary trust game (A; from CHF 9.1 to CHF 13.1; $P = 0.001$); the increase in back transfers at a transfer of CHF 10 is even 64% in the NBT game with continuous investor transfers (B; from CHF 8.9 to CHF 13.7; $P = 0.001$) (*SI Appendix, Table S9*). In contrast, the back-transfer gap between highly antisocial (75th percentile) individuals and those at the 25th percentile is only 11% in the presence of punishment (PT; in A, from CHF 14.00 to CHF 15.5), which is due to the much stronger response of antisocial individuals to the punishment threat: for every one-SD increase in antisociality, the PT effect on back transfers increases by roughly CHF 1.6 (*SI Appendix, Table S4*) ($P = 0.011$). None of the other personality traits have a significant interaction with PT (*SI Appendix, Fig. S5 and Table S4*). ANTI, antisociality; 95% CI, 95% confidence interval.

Effects of Antisociality on Costly Punishment. For punishment, we estimated models that can capture a nonlinear relationship between the size of the back transfer and the punishment imposed on the agent. The reason is that the severity of the punishment may be particularly high for very low back-transfer levels. Fig. 3 and *SI Appendix, Fig. S7* indicate that this is indeed the case. We borrowed the candidate functions for capturing this nonlinearity from research on intertemporal choice behavior that uses nonlinear least squares regression (30, 31). A model comparison revealed that a quasihyperbolic, double-exponential functional model best fits the data (*SI Appendix, Eq. S5 and Fig. S7*; a model comparison is in *SI Appendix, Table S6*). The slope coefficients for back-transfer levels (coefficients for back transfer 1 and 2 are in *SI Appendix, Table S5*) and Fig. 3 indicate that there is substantial average punishment at a back transfer of zero that declines nonlinearly until a back transfer of CHF 25; there is little average punishment for higher back transfers. Interestingly, highly antisocial individuals punish low back transfers much more harshly than individuals with low levels of antisociality. Individuals at the 75th percentile of antisociality spend more than twice as much to punish back transfers of zero compared with individuals at the 25th percentile (CHF 4.7 vs. CHF 2.3) (Fig. 3). Statistically, the effect of antisociality on punishment shows up through a positive effect on the intercept ($P < 0.001$, effect size = 0.35) and a significant negative interaction between antisociality and back transfer 2 ($P = 0.016$, effect size = 0.13), which indicates the steeper decline of punishment as back transfers increase (*SI Appendix, Table S5*). Finally, a similar main effect of personality was obtained for impulsivity (*SI Appendix, Fig. S6B*), but the size of the effect is approximately one-half as large as that for antisociality.

For the interpretation of the punishment behavior, it is important to keep two points in mind. First, we used the strategy method for eliciting the investors' sanctions (i.e., the investors made the punishment decision in an emotionally "cold" state in which they did not know whether their agent had in fact chosen a low back transfer). Second, the investors decided on the

punishment of an individual whom they did not know and would not meet again during the experimental session. Thus, the investors could not derive any pecuniary benefit from punishing, and they determined their punishment in a "cold," "calculative" state, assigning a punishment amount for each possible back-transfer level.

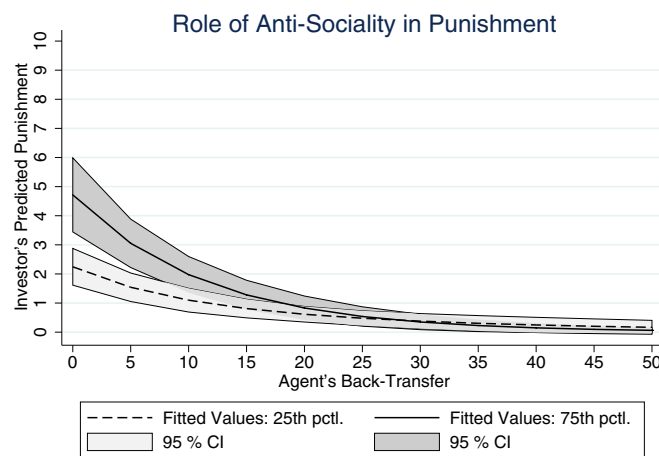


Fig. 3. Expenditures of investors (who transfer CHF 10) on punishment for different back-transfer levels for investors with a high (75th percentile) antisociality score and a low (25th percentile) antisociality score ($n = 80$). Solid/dashed lines indicate that fitted values are based on model 3 in *SI Appendix, Table S5*. All covariates were fixed at their means. Highly antisocial investors spend considerably more on the punishment of low back transfers than less antisocial investors (*SI Appendix, Table S5*) (model 3; $P < 0.001$). Those at the 75th percentile of antisociality spend 110% more on punishment than those at the 25th percentile at a back transfer of zero (CHF 4.72 compared with CHF 2.25). Punishment is generally low beyond back transfers of CHF 25 and identical across levels of antisociality. 95% CI, 95% confidence interval.

Control Analyses. A set of control analyses is reported in *SI Appendix* that checks the robustness and ecological validity of the results reported above. Results from these analyses indicate that differences in emotional arousal across game contexts (*SI Appendix*, section S5 and Table S7), the limited transfer options in the binary game context (*SI Appendix*, section S6, Fig. S8, and Tables S8 and S9), risk attitudes (*SI Appendix*, section S7 and Tables S10–S12), and cognitive ability (*SI Appendix*, section S8 and Table S13) likely do not drive the effects reported above.

Situational Vs. Personality Variables. Our setup makes it possible to examine the relative effect sizes of changes in the situation (PT vs. NPT) and changes in antisocial personality scores. We computed standardized effect sizes that make such a comparison possible in Fig. 4. Fig. 4 shows that variations in personality generally have a very similar effect size compared with the changes induced by the punishment option. In this context, it is worthwhile to mention that the PT introduces a very strong punishment opportunity that enables the investors to impose large sanctions on the agents. Therefore, if the personality variables show similar effect sizes, one may view this as a strong result. In fact, the strongest effect size emerges within the PT, where antisocial individuals impose considerably harsher sanctions on agents who provide low back transfers (effect size = 0.35). It is also interesting that significant interactions between the situation and antisocial personality scores exist for major dependent variables—investors' transfers, investors' beliefs about back transfers, and the agents' actual back transfers. The identification of antisocial personality profiles thus makes it possible to understand the behavioral changes that occur when a punishment option is introduced at a much deeper level, as they interact in important ways with individuals' level of antisociality.

Discussion and Conclusions

Personality traits are defined as relatively enduring patterns of people's thoughts, beliefs, and behaviors (i.e., thoughts and beliefs are considered a fundamental part of an individual's personality from this perspective) (32). This view contrasts with the prevalent assumption in economics, where preferences are viewed as an individual characteristic, while beliefs are a property of the equilibrium and are often assumed to be formed rationally on the basis of the available evidence. This means that there should be no systematic relationship between what people believe about others' behavior and their own preferences. We should thus not expect a systematic correlation between individuals' social preferences and individuals' beliefs about their partner's behavior in a trust game.

Here, we used well-validated self-report measures from personality psychology to identify an antisocial personality profile that shows a systematic correlation between the beliefs of antisocial individuals and their behaviors. Moreover, no current theory of social preferences (in which pure selfishness is a special case) seems to be able to account for the belief–behavior patterns of the antisocial individuals. Antisocial individuals have high positive loadings on Machiavellianism and high negative loadings on empathy, trustworthiness, and agreeableness. Antisocial investors in the NPT believe that their agents' will be considerably less likely to honor their trust compared with investors with low antisociality. Accordingly, highly antisocial investors also exhibit less behavioral trust than prosocial investors. Interestingly, however, if investors can punish their agents, highly antisocial investors respond to the punishment option with their beliefs and transfers much more strongly than prosocial investors: they become much more optimistic about their agents' back transfers, and they exhibit much more behavioral trust relative to a situation without a punishment option.

Why do antisocial investors respond so differently to the existence of a punishment option? A plausible reason is that they take their own behavioral response to the punishment option into account and assume that other individuals—their agents—respond like they do. We observe, in fact, that antisocial

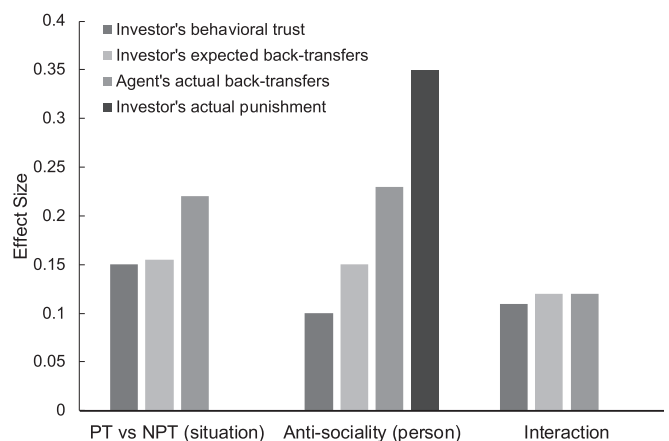


Fig. 4. Standardized effect sizes (*SI Appendix*, section S3 has the calculation method) of changes in the situation (PT vs. NPT), variations in the antisocial personality scores and their interaction on investors' behavioral trust, investors' beliefs in back transfers, and agents' actual back transfers. Furthermore, we also show the effect size of the antisociality score on investors' punishment behaviors. Variations in antisocial personality scores have effect sizes that are quite comparable with the effect size of a punishment option that enables investors to impose severe sanctions on agents (for every CHF that the investor spends on punishment, the agent loses CHF 5). For behavioral trust, the effect size of the situational variable (PT vs. NPT) is somewhat larger than the effect size for antisocial personality, while the effect size of the situational variable is almost identical to the personality variable for investors' expected back transfers and agents' actual back transfers. However, by far, the biggest effect emerges for the personality effect on investors' punishment. In addition, we observe significant interactions between the situational variable and the personality variable.

individuals in the role of agents respond much more strongly to the punishment option by increasing their back transfers relative to a situation without punishment. Thus, when antisocial investors put themselves into their agents' shoes and take their own likely response to the punishment option into account when predicting their agents' back transfers, they should become more optimistic, and they have reason to show more behavioral trust.

However, why do antisocial agents respond so strongly to the presence of a punishment option? Again, a plausible reason is that antisocial agents may introspect into how they would punish agents if they were in the role of an investor who could punish. In fact, antisocial investors indeed punish agents who provide low back transfers much more severely compared with more prosocial investors, and they do so not in a “hot” state after their trust has actually been betrayed but in a “cold” state, in which they assign their sanctions to each possible back-transfer level *ex ante* (i.e., before they know their agent's back transfer). Therefore, if antisocial agents project their own harsh sanction—if they were an investor—to their actual investors, it makes sense for them to respond more strongly to the punishment option by raising their back transfers. The overall picture that emerges is thus consistent with the idea that highly antisocial individuals believe that their partners in the trust game will behave similarly to how they themselves would in the other role.

No economic theory of social preferences predicts such a correlation between what antisocial individuals believe and the preferences that antisocial individuals reveal in the NPT and the PT. Note that a clean identification of behavioral preferences is only possible for agents in the NPT and for the investors at the punishment stage of the PT, because the respective players make the last move in the game in these situations, and their behavior, therefore, does not depend on beliefs about their opponents' responses but only on their preferences.

These behavioral data clearly show that antisocial individuals are not simply selfish, because they still show significantly positive back transfers if the investor transfers CHF 10. They spend a

lot of resources on the sanctioning of those agents who make low back transfers, although they derive no pecuniary benefit from this. Antisocial individuals are less trustworthy and less willing to honor others' trust, but they are not complete defectors. These data also imply that antisocial individuals do not simply have envious or spiteful preferences in the sense that they unconditionally value the other players' payoffs negatively, because such preferences would imply unconditional back transfers of zero in the trust game without punishment, and they would be hard to reconcile with the fact that antisocial individuals condition their sanctions on the agents' back-transfer levels. Individuals who are simply envious or spiteful would always—regardless of the agents' back transfer—exploit the opportunity to reduce others' material payoffs. The behavioral preferences revealed by the agents in the NPT are consistent with weak preferences for reciprocity (20, 23, 24) or a weak aversion against advantageous inequality (21). In contrast, the behavior of antisocial investors at the punishment stage is consistent with a strong preference for negative reciprocity (20, 23, 24) or a strong aversion against disadvantageous inequality (21). However, neither theories of reciprocity nor the theory of inequity aversion explain why these antisocial individuals seem to have quite different beliefs compared with less antisocial individuals. Nevertheless, their belief–behavior pattern is coherent and makes sense if these individuals assume that most others are similar to themselves (i.e., exhibit a low willingness to honor others' trust but a high willingness to punish others if their trust is not honored). In fact, this process of simulating one's own thoughts, feelings, and intentions within a hypothetical scenario to make predictions about others' behavior is referred to as self-projection (33), and there is considerable support from social neuroeconomics that investors utilize the neural processes that enable self-projection when making decisions in trust and similar games (34–36).

The more general lesson from our research is perhaps that beliefs may be a property of the individual as much as preferences

are and that certain belief–behavior patterns may be associated with certain personality characteristics. The psychology of personality traits may thus help in constraining the assumptions that one can or should make about what people believe about others. In addition, our research shows that variations in personality can be as important as variations in “the situation” and that important interactions between personality characteristics and situational features exist (2, 19, 25–27).

Materials and Methods

Participants. In total, 182 volunteers from various universities in Zurich participated. Students with a background in economics and psychology were excluded to avoid potential decision biases. Three participants were removed from additional analyses (*i*) due to technical problems and (*ii*) because personality scores identified them as outliers (final $n = 179$). Participants gave written and informed consent, and all experimental procedures were approved by the ethics committee of the Institute for Empirical Research in Economics, University of Zurich.

Procedure. First, participants filled out an online battery of personality questionnaires several days ($M \pm SD = 5.0 \pm 3.2$) before the experiment (*SI Appendix, section S1*). Second, they were invited to the University of Zurich Behavioral Economics laboratory and randomly assigned to the role of either the investor or agent. Each participant completed six rounds of each trust game treatment in pseudorandom order: the NPT and the PT outlined in *SI Appendix, Fig. S1* as well as an NBT and a direct feedback treatment. Additional information is provided in *SI Appendix, section S2*.

ACKNOWLEDGMENTS. We acknowledge financial support from the Swiss National Centre of Competence in Research Affective Sciences and Amsterdam Brain and Cognition. We thank Carola Hug for assistance with data collection and Joel van der Weele, Theo Offerman, and Isabel Thielmann for comments on an earlier version of this manuscript.

1. B. W. Roberts, W. F. DelVecchio, The rank-order consistency of personality traits from childhood to old age: A quantitative review of longitudinal studies. *Psychol. Bull.* **126**, 3–25 (2000).
2. B. W. Roberts, Back to the future: Personality and assessment and personality development. *J. Res. Pers.* **43**, 137–145 (2009).
3. K. L. Jang, W. J. Livesley, P. A. Vernon, Heritability of the big five personality dimensions and their facets: A twin study. *J. Pers.* **64**, 577–591 (1996).
4. S. Yamagata *et al.*, Is the genetic structure of human personality universal? A cross-cultural twin study from North America, Europe, and Asia. *J. Pers. Soc. Psychol.* **90**, 987–998 (2006).
5. M.-T. Lo *et al.*, Genome-wide analyses for personality traits identify six genomic loci and show correlations with psychiatric disorders. *Nat. Genet.* **49**, 152–156 (2017).
6. M. X. Cohen, J.-C. Schoene-Bake, C. E. Elger, B. Weber, Connectivity-based segregation of the human striatum predicts personality characteristics. *Nat. Neurosci.* **12**, 32–34 (2009).
7. H. Cremers *et al.*, Extraversion is linked to volume of the orbitofrontal cortex and amygdala. *PLoS One* **6**, e28421 (2011).
8. C. G. DeYoung *et al.*, Testing predictions from personality neuroscience. Brain structure and the big five. *Psychol. Sci.* **21**, 820–828 (2010).
9. T. Canli *et al.*, An fMRI study of personality influences on brain reactivity to emotional stimuli. *Behav. Neurosci.* **115**, 33–42 (2001).
10. J. R. Gray *et al.*, Affective personality differences in neural processing efficiency confirmed using fMRI. *Cogn. Affect. Behav. Neurosci.* **5**, 182–190 (2005).
11. S. Markett, C. Montag, M. Melchers, B. Weber, M. Reuter, Anxious personality and functional efficiency of the insular-opercular network: A graph-analytic approach to resting-state fMRI. *Cogn. Affect. Behav. Neurosci.* **16**, 1039–1049 (2016).
12. D. A. Cobb-Clark, S. Schurer, The stability of big-five personality traits. *Econ. Lett.* **115**, 11–15 (2012).
13. R. R. McCrae, P. T. Costa, The stability of personality: Observations and evaluations. *Curr. Dir. Psychol. Sci.* **3**, 173–175 (2016).
14. M. Komaraju, S. J. Karau, R. R. Schmeck, A. Avdic, The Big Five personality traits, learning styles, and academic achievement. *Pers. Individ. Dif.* **51**, 472–477 (2011).
15. J. J. Heckman, Skill formation and the economics of investing in disadvantaged children. *Science* **312**, 1900–1902 (2006).
16. T. E. Moffitt *et al.*, A gradient of childhood self-control predicts health, wealth, and public safety. *Proc. Natl. Acad. Sci. U.S.A.* **108**, 2693–2698 (2011).
17. B. B. Lahey, Public health significance of neuroticism. *Am. Psychol.* **64**, 241–256 (2009).
18. A. Becker, T. Deckers, T. Dohmen, A. Falk, F. Kosse, The relationship between economic preferences and psychological personality measures. *Annu. Rev. Econ.* **4**, 453–478 (2012).
19. M. Almlund, A. L. Duckworth, J. Heckman, T. Kautz, “Personality psychology and economics” in *Handbook of the Economics of Education*, E. A. Hanushek, S. Machin, L. Woessmann, Eds. (Elsevier, Amsterdam, 2011), vol. 4, pp. 1–181.
20. M. Rabin, Incorporating fairness into game theory and economics. *Am. Econ. Rev.* **83**, 1281–1302 (1993).
21. E. Fehr, K. M. Schmidt, A theory of fairness, competition, and cooperation. *Q. J. Econ.* **114**, 817–868 (1999).
22. G. Charness, M. Rabin, Understanding social preferences with simple tests. *Q. J. Econ.* **117**, 817–869 (2002).
23. M. Dufwenberg, G. Kirchsteiger, A theory of sequential reciprocity. *Games Econ. Behav.* **47**, 268–298 (2004).
24. A. Falk, U. Fischbacher, A theory of reciprocity. *Games Econ. Behav.* **54**, 293–315 (2006).
25. E. Ferguson, J. J. Heckman, P. Corr, Personality and economics: Overview and proposed framework. *Pers. Individ. Dif.* **51**, 201–209 (2011).
26. W. Mischel, Toward an integrative science of the person. *Annu. Rev. Psychol.* **55**, 1–22 (2004).
27. J. Krueger, A componential model of situation effects, person effects, and situation-by-person interaction effects on social behavior. *J. Res. Pers.* **43**, 127–136 (2009).
28. J. Berg, J. Dickhaut, K. McCabe, Trust, reciprocity, and social history. *Games Econ. Behav.* **10**, 122–142 (1995).
29. J. Brandts, G. Charness, The strategy versus the direct-response method: A first survey of experimental comparisons. *Exp. Econ.* **14**, 375–398 (2011).
30. J. W. Kable, P. W. Glimcher, The neural correlates of subjective value during intertemporal choice. *Nat. Neurosci.* **10**, 1625–1633 (2007).
31. D. Laibson, Golden eggs and hyperbolic discounting. *Q. J. Econ.* **112**, 443–478 (1997).
32. C. S. Dweck, Can personality be changed? The role of beliefs in personality and change. *Curr. Dir. Psychol. Sci.* **17**, 391–394 (2009).
33. A. Waytz, J. P. Mitchell, Two mechanisms for simulating other minds: Dissociations between mirroring and self-projection. *Curr. Dir. Psychol. Sci.* **20**, 197–200 (2011).
34. J. B. Engelmann, F. Meyer, C. C. Ruff, E. Fehr, The neural circuitry of affect-induced distortions of trust. *Sci. Adv.* **5**, eaau3413 (2019).
35. M. Schurz, J. Radua, M. Aichhorn, F. Richlan, J. Perner, Fractionating theory of mind: A meta-analysis of functional brain imaging studies. *Neurosci. Biobehav. Rev.* **42**, 9–34 (2014).
36. J. P. Mitchell, Inferences about mental states. *Philos. Trans. R. Soc. Lond. B Biol. Sci.* **364**, 1309–1316 (2009).