

# Lawrence Berkeley National Laboratory

## Recent Work

### Title

TWO NEW ALPHA-PARTICLE EMITTING ISOTOPES OF ELEMENT 105,  $^{261}\text{Ha}$  AND  $^{262}\text{Ha}$

### Permalink

<https://escholarship.org/uc/item/8jt389zs>

### Authors

Ghiorso, Albert

Nurmia, Matti

Eskola, Kari

et al.

### Publication Date

1971-05-01

DOCUMENTS

TWO NEW ALPHA-PARTICLE EMITTING  
ISOTOPES OF ELEMENT 105,  $^{261}\text{Ha}$  and  $^{262}\text{Ha}$

Albert Ghiorso, Matti Nurmia, Kari Eskola and Pirkko Eskola

May 1971

AEC Contract No. W-7405-eng-48

**TWO-WEEK LOAN COPY**

*This is a Library Circulating Copy  
which may be borrowed for two weeks.  
For a personal retention copy, call  
Tech. Info. Division, Ext. 5545*

31  
LAWRENCE RADIATION LABORATORY  
UNIVERSITY of CALIFORNIA BERKELEY

## **DISCLAIMER**

This document was prepared as an account of work sponsored by the United States Government. While this document is believed to contain correct information, neither the United States Government nor any agency thereof, nor the Regents of the University of California, nor any of their employees, makes any warranty, express or implied, or assumes any legal responsibility for the accuracy, completeness, or usefulness of any information, apparatus, product, or process disclosed, or represents that its use would not infringe privately owned rights. Reference herein to any specific commercial product, process, or service by its trade name, trademark, manufacturer, or otherwise, does not necessarily constitute or imply its endorsement, recommendation, or favoring by the United States Government or any agency thereof, or the Regents of the University of California. The views and opinions of authors expressed herein do not necessarily state or reflect those of the United States Government or any agency thereof or the Regents of the University of California.

## TWO NEW ALPHA-PARTICLE EMITTING ISOTOPES OF ELEMENT 105,

Albert Ghiorso, Matti Nurmi, Kari Eskola<sup>†</sup> and Pirkko EskolaLawrence Radiation Laboratory  
University of California  
Berkeley, California 94720

## ABSTRACT

Two new alpha-emitting isotopes of element 105 with mass numbers 261 and 262 have been discovered. The 8.93-MeV, 1.8-sec  ${}^{261}_{\text{Ha}}$  was produced by  ${}^{250}_{\text{Cf}}({}^{15}_{\text{N}}, 4n){}^{261}_{\text{Ha}}$  and  ${}^{249}_{\text{Bk}}({}^{16}_{\text{O}}, 4n){}^{261}_{\text{Ha}}$  reactions, and the 8.45-MeV, 40-sec  ${}^{262}_{\text{Ha}}$  by the  ${}^{249}_{\text{Bk}}({}^{18}_{\text{O}}, 5n){}^{262}_{\text{Ha}}$  reaction. The isotopic assignments are based on both alpha-recoil milking and mother-daughter time-correlation measurements. An upper limit of 50% for branching by spontaneous fission was set for  ${}^{261}_{\text{Ha}}$ . A so far unassigned 25-sec spontaneous-fission activity was observed in the bombardment of  ${}^{249}_{\text{Bk}}$  with  ${}^{18}_{\text{O}}$  ions.

The relatively long half-life of 1.6 seconds of  ${}^{260}_{\text{Ha}}$ , the discovery of which was reported in an earlier letter,<sup>1</sup> encouraged us to look for additional alpha-emitting isotopes of element 105. By bombardment of a  ${}^{250}_{\text{Cf}}$  target with  ${}^{15}_{\text{N}}$  ions and  ${}^{249}_{\text{Bk}}$  targets with both  ${}^{16}_{\text{O}}$  and  ${}^{18}_{\text{O}}$  ions we have produced two new alpha-particle emitters, one an 8.93-MeV, 1.8-sec activity assigned to  ${}^{261}_{\text{Ha}}$ , the other an 8.45-MeV, 40-sec activity assigned to  ${}^{262}_{\text{Ha}}$ . Genetic relationships between the new activities and the known nuclides  ${}^{257}_{\text{Lr}}$  and  ${}^{258}_{\text{Lr}}$  have been established by both alpha-recoil milking and time-correlation measurements.

Both the  $^{250}\text{Cf}$  and  $^{249}\text{Bk}$  targets were prepared by the molecular plating method and deposited on an area of  $0.18\text{ cm}^2$ . The isotopic composition of the  $350\text{ }\mu\text{g}/\text{cm}^2$   $^{250}\text{Cf}$  target was 6.1%  $^{249}\text{Cf}$ , 86.5%  $^{250}\text{Cf}$ , 6.8%  $^{251}\text{Cf}$ , and 0.6%  $^{252}\text{Cf}$ . Several berkelium targets of  $300\text{-}400\text{ }\mu\text{g}/\text{cm}^2$  thickness were used; the amount of  $^{249}\text{Cf}$  in them due to decay of 314-day  $^{249}\text{Bk}$  after chemical separation did not exceed 10%. The targets were bombarded by  $^{15}\text{N}$ ,  $^{16}\text{O}$  and  $^{18}\text{O}$  ions accelerated by the Berkeley HILAC. A beam current level of  $4\text{ }\mu\text{A}$  (measured as completely-stripped ions) was typically used and the energy of the particles was adjusted to the desired range by a stack of beryllium foils.

The experiments were carried out with apparatus similar to that described in Refs. 1-3. The reaction recoils from the target were stopped by rapidly flowing He gas in a small chamber next to the target. The recoils were swept out of the target region through a  $0.4\text{-mm}$  diameter orifice into a rough vacuum where the He jet deposited them onto the periphery of a vertically mounted wheel. The wheel was periodically rotated to place the collected recoil atoms next to a series of peripherally mounted Si-Au surface-barrier detectors. There were seven detector stations arranged equidistantly at  $45^\circ$  intervals around the wheel. Two movable and two stationary detectors were used at each of the seven locations. While one set of movable detectors was recording alpha-decay events from atoms on the wheel, the other set and its stationary complement were analyzing the daughter alpha-particle activities which had recoiled off the wheel into the crystals.

The signals from the 28 detectors were amplified by modular units developed in our laboratory, processed by a PDP-9 computer and stored on IBM tape. Alpha-decay events between 6 to 10.5 MeV were stored in the first three quadrants of the 512-channel spectra; the last quadrant was used to store

alpha-decay and spontaneous-fission events in the energy range from 10.5 to 200 MeV. In addition, the position of the wheel and the time of occurrence of each event with an accuracy of 50 milliseconds were recorded.

 $^{261}\text{Ha}$ 

The alpha-particle spectra displayed in Fig. 1 resulted from bombardments of the  $^{250}\text{Cf}$  target with 83-MeV  $^{15}\text{N}$  ions. The complex group of peaks at about 8.9 MeV has been assigned to  $^{261}\text{Ha}$  and its alpha-decay daughter, 8.87-MeV, 0.6-sec  $^{257}\text{Lr}$ .<sup>3</sup> Excluding the contribution of  $^{257}\text{Lr}$  produced directly in the bombardment, the whole complex decays with a half-life of  $1.8 \pm 0.6$  seconds, or with the same half-life as the 8.93-MeV group. The 6.54, 6.65 and 6.77-MeV francium peaks are due to a small lead impurity in the target. The activities left in the detecting crystals as shown by the alpha-particle spectra recorded by the detectors in the off-wheel position had 10 counts in the 8.75 to 8.90-MeV region for a 37- $\mu\text{Ahr}$  experiment with a distribution of 5, 1, 1 and 3 counts recorded in the first four stations. Within the two-second shuttle period, the quadrants had 4, 5, 0 and 1 of these counts, respectively. The above distribution is compatible with the alpha-recoil daughter activity being 8.87-MeV, 0.6-sec  $^{257}\text{Lr}$ ,<sup>3</sup> and hence its precursor being 1.8-sec  $^{261}\text{Ha}$ . The ratio of detected mother atoms to detected daughter atoms is  $4.0 \pm 1.4$ , which agrees with the value  $5.0 \pm \frac{1.6}{0.8}$  calculated by taking into account geometry and time factors. Calculation based on spin-independent ( $\ell = 0$ ) equations of Preston<sup>4</sup> and a radius parameter of 9.45 fm give a hindrance factor of 2 for the 8.93-MeV alpha transition.

The 8.93-MeV, 1.8-sec activity was also produced by bombardments of  $^{249}\text{Bk}$  with 92-MeV  $^{16}\text{O}$  ions. In a 127- $\mu\text{Ahr}$  bombardment, 25 counts were recorded

in the 8.93-MeV peak and 7 alpha-recoil events in the 8.75 to 8.9-MeV range by the detectors in the off-wheel position.

Additional evidence for the isotopic assignment of the new alpha-particle activity was provided by time-correlation measurements. For each detected alpha-decay event the alpha-recoil atom is ejected into the wheel and follows the movement of the wheel until the recoil--or daughter--atom in its turn decays by emitting an alpha-particle. The efficiency of recording the daughter decay is dependent on detector geometry (~35%) and the frequency and duration of wheel and shuttle movements. In order to search for pairs of events due to two successive alpha-decays of the same atom, one specifies the alpha-particle energy intervals for both events and an upper limit for the time between them. Most random correlations can be eliminated by an analysis of the locations of the detectors which recorded the events and the number of wheel and shuttle motions that took place between them. The distribution of counts recorded in the energy interval of 8.7 to 9.1 MeV for both the mother and the daughter, and following one another within six seconds, is displayed on the lefthand side of Fig. 2 in several ways. The solid and open circles mark data obtained from bombardments of  $^{249}\text{Bk}$  with  $^{16}\text{O}$  ions and  $^{250}\text{Cf}$  with  $^{15}\text{N}$  ions, respectively. In both bombardments the wheel-cycle rate was 1.5 sec. The alpha-particle energy for the mother group is 8.93 MeV while the daughter has a more complex structure with groups at about 8.79 and 8.86 MeV. The half-life of the mother activity is  $2 \pm 1$  sec and that of the daughter  $0.8 \pm \begin{matrix} 0.5 \\ 0.3 \end{matrix}$  sec on the basis of the two lower distributions. The properties of the daughter activity are consistent with those of 8.87-MeV, 0.6-sec  $^{257}\text{Lr}^3$  and, consequently, the mother is assigned to  $^{261}\text{Ha}$ . Thirteen correlated pairs were recorded in the  $^{250}\text{Cf}$  bombardment; the expected number of random correlations is about 0.5 in the whole energy

interval of 8.7 to 9.1 MeV.

$^{262}_{\text{Ha}}$

The alpha-particle spectra displayed in Fig. 3 resulted from a 118- $\mu$ Ahr bombardment of a  $^{249}_{\text{Bk}}$  target with  $^{18}_{\text{O}}$  ions. The new  $(40 \pm 10)$ -sec activity which is assigned to  $^{262}_{\text{Ha}}$  has a complex alpha-particle spectrum with most prominent peaks at 8.45 and 8.66 MeV. The latter peak is masked by the 8.6-MeV cluster of peaks that belongs to the alpha-decay daughter,  $^{258}_{\text{Lr}}$ . The intensity values for the 8.45- and 8.66-MeV alpha transitions are roughly 80% and 20%; a value of 9.50 fm for the radius parameter yields hindrance factors 2 and 40 for these transitions. The amount of lead impurity in this particular  $^{249}_{\text{Bk}}$  target was very low and therefore the interference from lead-induced activities such as  $^{214}_{\text{At}}$  and  $^{211\text{m}}_{\text{Po}}$  is not serious. The  $^{249}_{\text{Cf}}$  present in the target is the source of the  $^{256}_{\text{No}}$  and  $^{257}_{\text{No}}$  activities in the spectra. The lawrencium activities either are a result of ( $^{15}_{\text{N}}, \alpha, xn$ )-type reactions ( $^{260}_{\text{Lr}}$  and  $^{259}_{\text{Lr}}$  partly, at least) or are genetically related to the activities produced in the bombardment ( $^{258}_{\text{Lr}}$ ). The 8.03-MeV, 3.0-min  $^{260}_{\text{Lr}}$  was first produced in this bombardment.<sup>3</sup>

The alpha particle spectra shown in Fig. 4 represent the total of counts recorded by the detectors in the off-wheel position at each of the seven stations. The half-life value for the counts in 8.5 to 8.7-MeV range is  $65 \pm 25$  seconds. An examination of the decay of the 8.5 to 8.7-MeV activity within the 8-second shuttle period gives a half-life of  $4.5 \pm 2$  seconds. The ratio of observed mother atoms to recoil daughter atoms is  $5.0 \pm 1.2$  (100:20) for the 118- $\mu$ Ahr bombardment, while the calculated value is  $3.1 \pm 0.2$ . Altogether the data are consistent with the parent activity being  $(40 \pm 10)$ -sec  $^{262}_{\text{Ha}}$  and the daughter activity 8.6-MeV, 4.2-sec  $^{258}_{\text{Lr}}$ .



A two-dimensional array of time-correlated events observed in the 118- $\mu$ Ahr bombardment of  $^{249}\text{Bk}$  with  $^{18}\text{O}$  ions is shown in Fig. 5. A maximum of 20 seconds was allowed between the occurrence of mother and daughter events. The events in the region enclosed by the broken line stand out from the background due to random correlations. In the region including the 8.45-MeV peak for the mother and the complex 8.6-MeV peak for the daughter less than 2 random correlations are expected on the average. The four distributions in the right half of Fig. 2 provide further information about the time-correlated events in  $^{249}\text{Bk}$  bombardments with  $^{18}\text{O}$  ions. The open circles are the events enclosed by broken line in Fig. 5 and the closed circles mark events recorded in experiments where other  $^{249}\text{Bk}$  targets and 60-sec wheel-cycle rate were used. The alpha-particle spectrum of the parent activity is complex with the most prominent peak at 8.45 MeV. Both the time-correlated mother events and the spectra in Fig. 3 indicate that there is an alpha-particle group at 8.66 MeV. However, as can be seen in Fig. 5 some of the events in this peak seem to be correlated with an 8.50-MeV daughter. The half-life of the mother activity is  $43 \pm 15$  seconds which value is derived from the stationwise distribution of parent events. The daughter activity with a half-life of  $5 \pm 2$  seconds and a cluster of alpha-particle groups centered at 8.6 MeV has the characteristics of 8.6-MeV 4.2-sec  $^{258}\text{Lr}$ . The mother is therefore assigned to  $^{262}\text{Ha}$ .

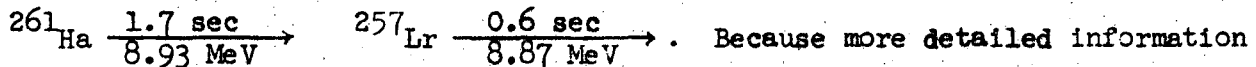
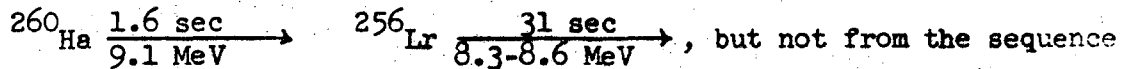
No evidence for an activity decaying by spontaneous fission and having a half-life of 2 seconds was observed in bombardments of  $^{249}\text{Bk}$  with  $^{16}\text{O}$  ions or  $^{250}\text{Cf}$  with  $^{15}\text{N}$  ions. However, because of a background of fission events caused by decay of 2.6-hr  $^{256}\text{Fm}$ , we can set an upper limit of 50% to branching by only spontaneous fission of  $^{261}\text{Ha}$ . In bombardments of  $^{249}\text{Bk}$  with  $^{18}\text{O}$  ions, a (25  $\pm$  10)-sec spontaneous-fission activity was extracted from the  $^{256}\text{Fm}$  induced

background as shown by the decay curve plotted in Fig. 6. If this activity is associated with the 8.45-MeV, 40-sec alpha-particle activity assigned to  $^{262}\text{Ha}$ , it could arise from branching by spontaneous fission of  $^{262}\text{Ha}$  or from its electron-capture decay to  $^{262}\text{Rf}$ . On the basis of empirical systematics of spontaneous-fission half-lives,<sup>5</sup> one expects  $^{262}\text{Rf}$  to have a half-life of less than a microsecond and therefore the decay of  $^{262}\text{Ha}$  by electron capture followed by prompt decay of the daughter  $^{262}\text{Rf}$  by fission would be indistinguishable from spontaneously fissioning  $^{262}\text{Ha}$  nucleus in our experiment. Because of the lack of more detailed experimental data, we cannot rule out other alternatives such as  $^{263}\text{Ha}$  and  $^{263}\text{Rf}$  as possible sources of the 25-sec activity. If the fissions are related to  $^{262}\text{Ha}$ , the branching by spontaneous fission or electron capture is about 60%.

Early attempts to identify alpha-particle emitting isotopes of element 105 were reported by Flerov et al. in 1968.<sup>6,7</sup> Their preliminary conclusion was that they had observed the isotopes  $^{261}_{105}$  with  $E_{\alpha} = 9.4 \pm 0.1$  MeV,  $0.1 < T_{1/2} < 3$  sec, and  $^{260}_{105}$  with  $E_{\alpha} = 9.7 \pm 0.1$  MeV,  $T_{1/2} > 0.01$  sec. In our paper on  $^{260}_{\text{Ha}}$ <sup>1</sup> we have discussed these findings in some detail and indicated that they were not compatible with our results. More recently, new work on both spontaneous-fission<sup>8,9</sup> as well as alpha activities<sup>10</sup> assigned to element 105 have been reported by the Dubna group.

In their study of alpha-particle activities produced by bombarding  $^{243}\text{Am}$  with  $^{22}\text{Ne}$  ions, Druin et al.<sup>10</sup> found evidence for an activity with a half-life of  $1.4 \pm 0.6$  seconds and with alpha-particle groups at 8.9 and 9.1 MeV. The assignment of this activity to either  $^{260}_{105}$  or  $^{261}_{105}$  was based on 7 time-correlated pairs of events with the mother in the region of 8.8 to 9.2 MeV and the daughter in the region of 8.3 to 8.6 MeV. It was assumed that both  $^{256}\text{Lr}$  and

$^{257}\text{Lr}$  have the same decay properties. Our earlier studies on  $^{260}\text{Ha}^1$  and pertinent Lr isotopes<sup>3</sup> show, however, that this assumption is false and that such correlated events could arise only from the sequence



of the energy and time distributions of the correlated events was not given in the paper by Druin et al.<sup>10</sup> it is not possible to determine how many of the pairs might actually belong to the former genetic sequence. Moreover, a detailed evaluation of the presented alpha-particle spectrum is difficult because only a few of the peaks have been assigned to known activities and because the contributions from lead-induced reactions--those producing Th- and Pa-isotopes in particular--are not discussed.

The upper limits obtained by us for branching by spontaneous fission for  $^{260}\text{Ha}^1$  or  $^{261}\text{Ha}$  are so far compatible with the possibility that the 1.8-sec spontaneous-fission activity reported by Flerov et al<sup>8,9</sup> could be due to one of these isotopes.

We wish to express our thanks to the personnel at the HILAC for their contributions in the many phases of this work and to our colleague, James Harris, who was instrumental in the preparation of the targets.

References

\* This work was done under the auspices of the US Atomic Energy Commission.

† On leave of absence from the University of Helsinki, Finland.

1. A. Ghiorso, M. Nurmiä, K. Eskola, J. Harris, and P. Eskola, Phys. Rev. Letters 24, 1498 (1970).
2. A. Ghiorso, Proceedings of the Robert A. Welch Foundation Conferences on Chemical Research. XIII. The Transuranium Elements--The Mendeleev Centennial, November 1969, Houston, Texas, p. 107.
3. K. Eskola, P. Eskola, M. Nurmiä, and A. Ghiorso, University of California Radiation Laboratory Report No. UCRL-20442, 1971 (to be published in Phys. Rev.).
4. M. A. Preston, Phys. Rev. 71, 865 (1947).
5. E. K. Hulet, J. F. Wild, R. W. Loughheed, J. E. Evans, B. J. Qualheim, M. Nurmiä and A. Ghiorso, Phys. Rev. Letters 26, 523 (1971).
6. G. N. Flerov, Proc. Intern. Conf. Nucl. Struct., Tokyo (1967), J. Sanada, ed., Suppl. J. Phys. Soc. Japan 24, 237 (1968).
7. G. N. Flerov, V. A. Druin, A. G. Demin, Yu. V. Lobanov, N. K. Skobelev, G. N. Akapiev, B. V. Fefilov, I. V. Kolesov, K. A. Gavrilov, Yu. P. Kharitonov, and L. P. Chelnokov, Joint Institute for Nuclear Research Preprint JINR-P7-3808, 1968 (unpublished).
8. G. N. Flerov, Yu. Ts. Oganessian, Yu. V. Lobanov, Yu. A. Lasarev and S. P. Tretiakova, Joint Institute for Nuclear Research Report No. JINR-P7-4932, 1970 (unpublished).
9. G. N. Flerov, Yu. Ts. Oganessian, Yu. V. Lobanov, Yu. A. Lasarev, S. P. Tretiakova, J. V. Kolesov, and V. M. Plotko, Nucl. Phys. A160, 181 (1971).

10. V. A. Druin, A. G. Demin, Yu. P. Kharitonov, G. N. Akapiev, V. I. Rud, G. Ya. Sun-Tsin-Yan, L. P. Chelnokov, K. A. Gabrilov, Joint Institute for Nuclear Research Report No. JINR-P7-5161, 1970 (unpublished).

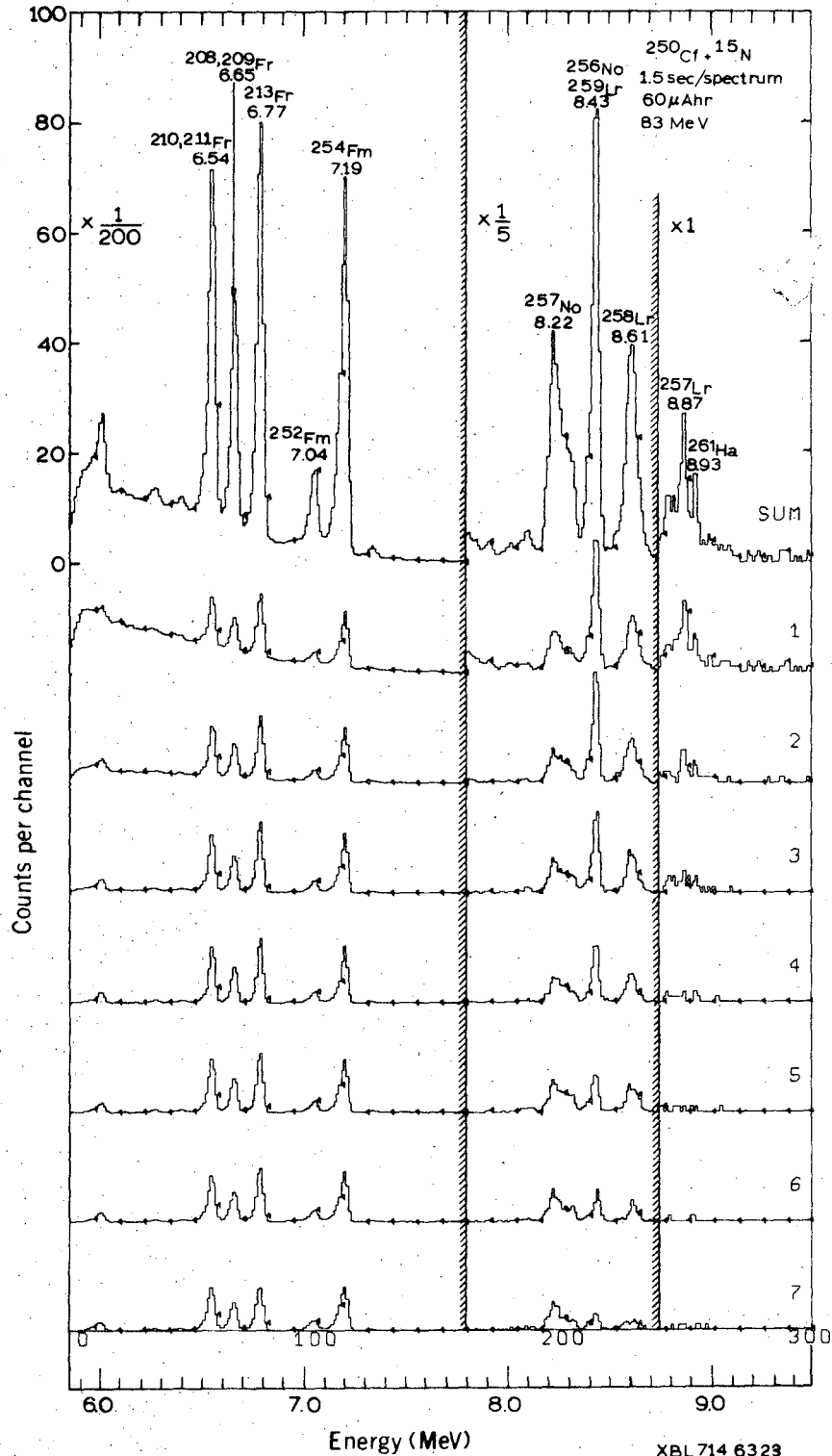
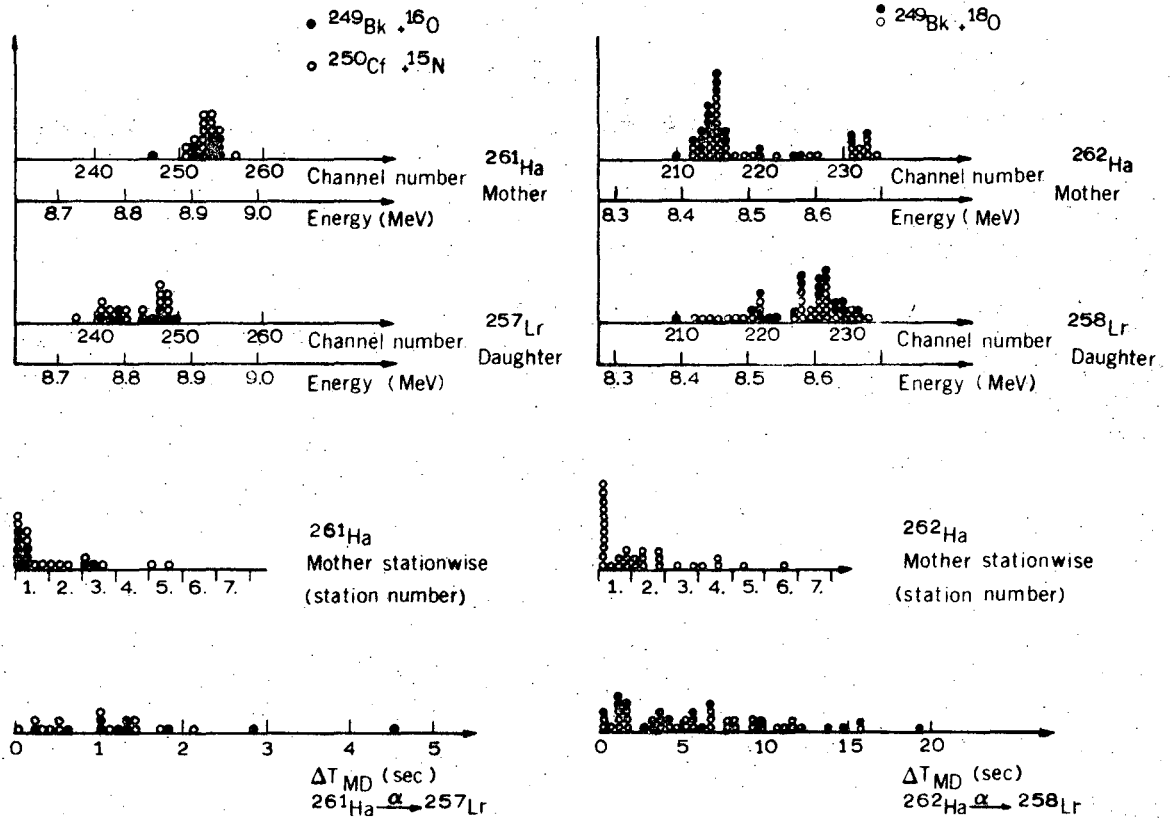
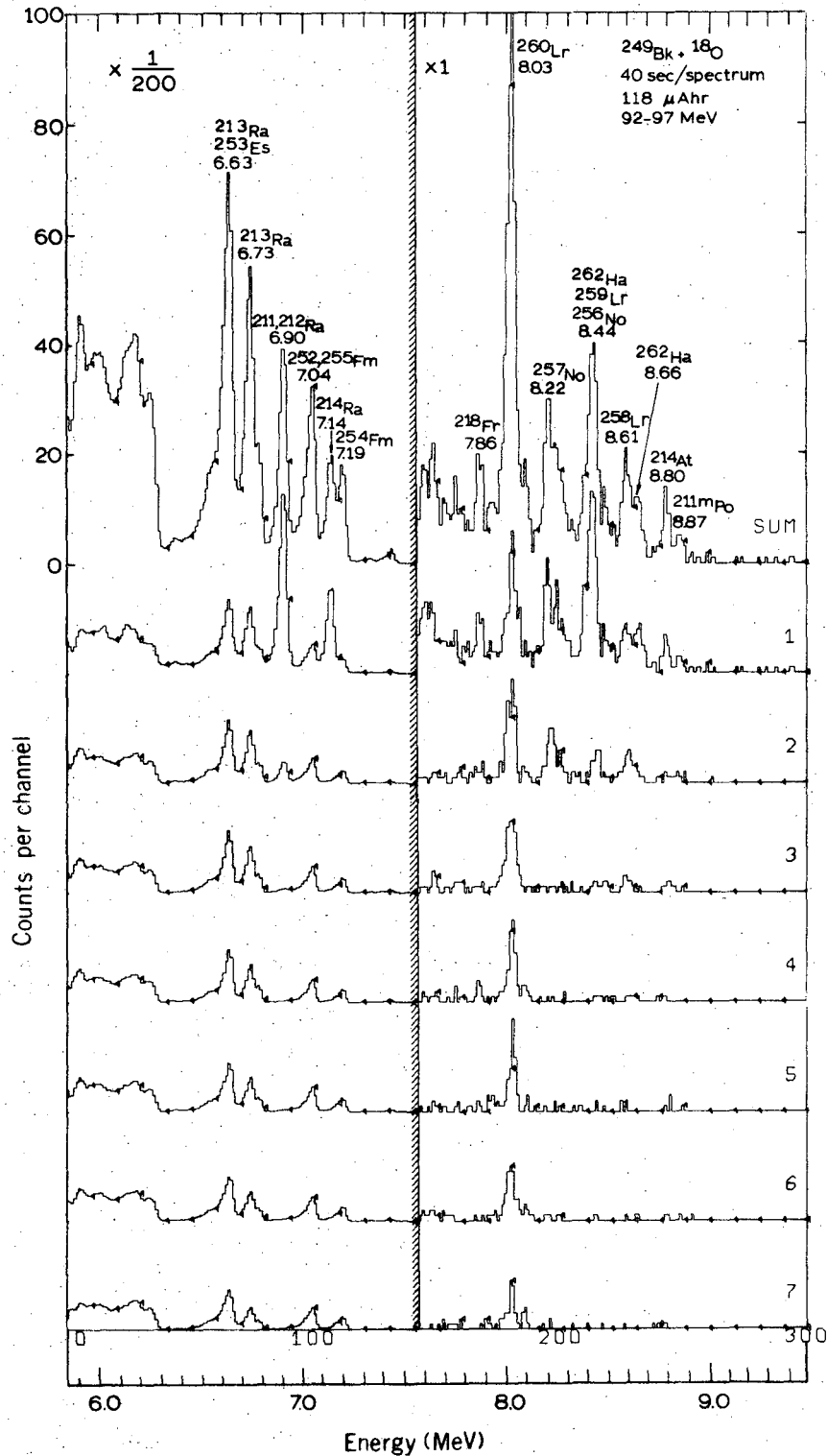


Fig. 1. A series of alpha-particle spectra produced by bombardments of  $^{250}\text{Cf}$  with  $^{15}\text{N}$  ions. The wheel-cycle rate, the integrated beam current reading and the bombardment energy are indicated in the figure. The individual spectra are composed of counts recorded at each of the seven stations by the two movable detectors when facing the wheel. The sum of the seven spectra is plotted topmost.



XBL 714 6325

Fig. 2. The distribution of time-correlated events in bombardments of  $^{249}\text{Bk}$  with  $^{16}\text{O}$  ions and  $^{250}\text{Cf}$  with  $^{15}\text{N}$  ions (to the left), and in the bombardments of  $^{249}\text{Bk}$  with  $^{18}\text{O}$  ions (to the right). Energy spectra of mother and daughter events are shown above, the distribution of mother events by station number and quadrant of the wheel cycle is given in the middle, and the difference in time of occurrence between mother and daughter events is displayed in the bottom.



XBL 714 6321

Fig. 3. A series of alpha-particle spectra resulting from bombarding a  $^{249}\text{Bk}$  target with  $^{18}\text{O}$  ions. The arrangement of the spectra and the data pertinent to the bombardment correspond to those in Fig. 1.



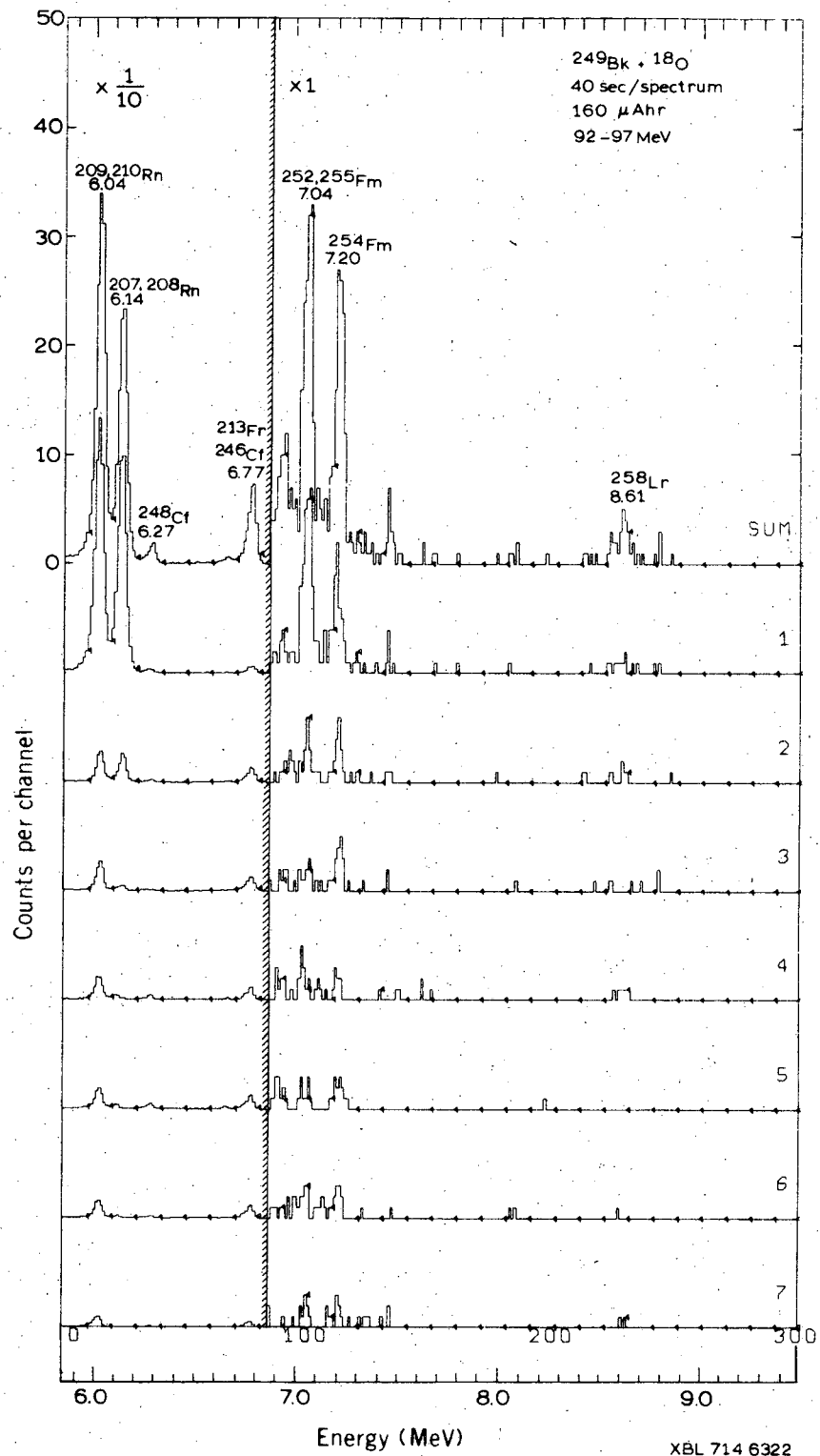
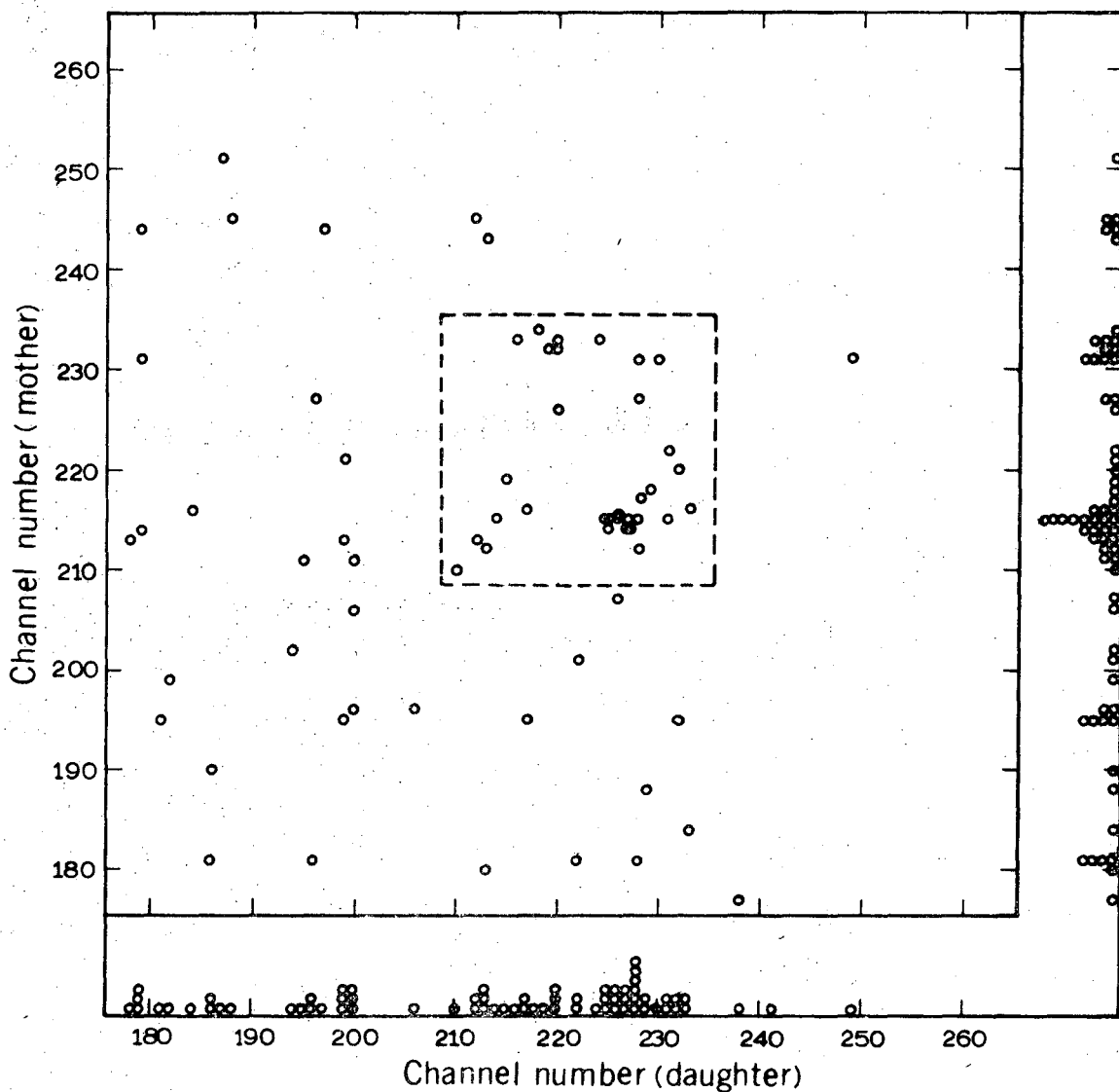
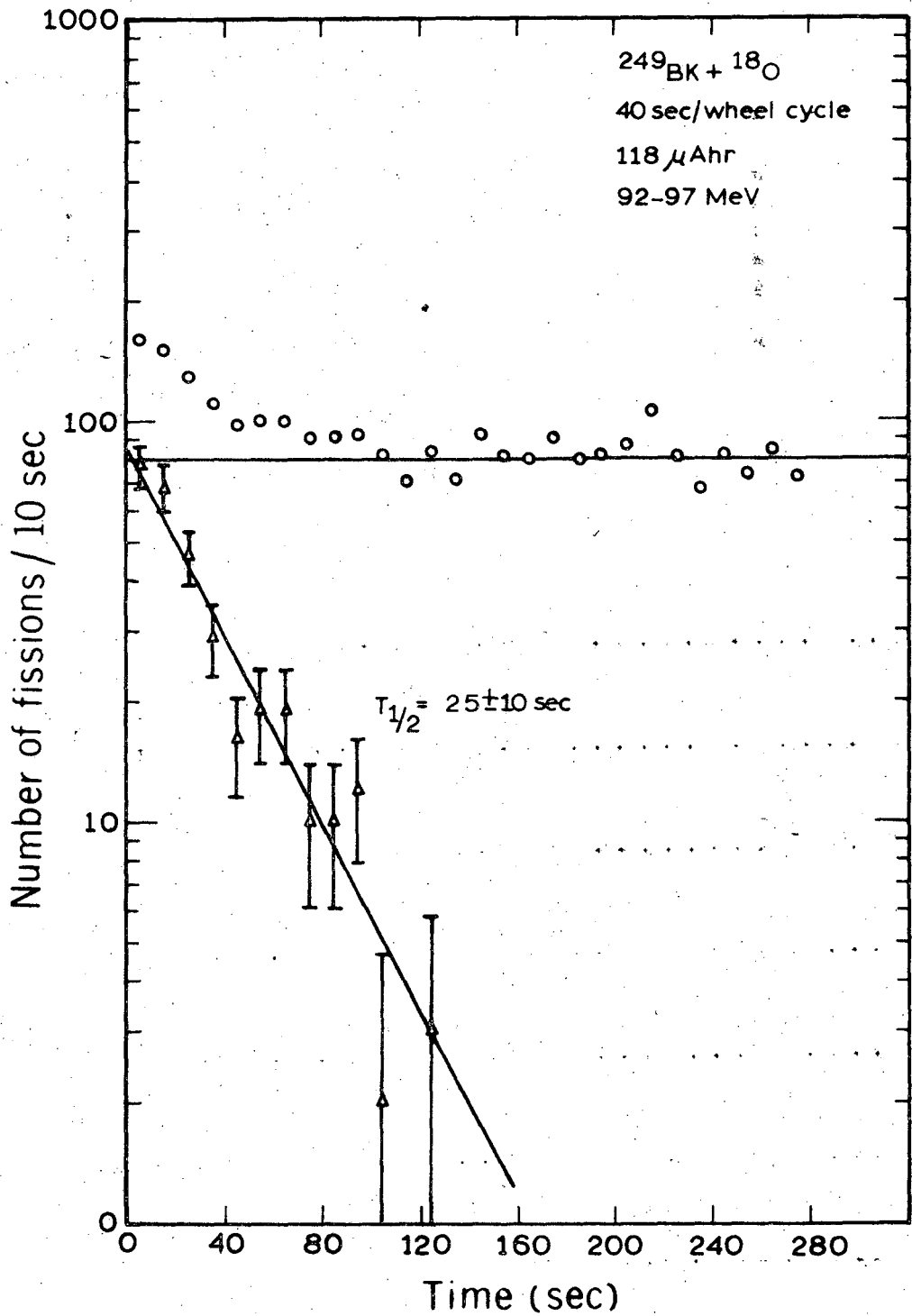


Fig. 4. The alpha-particle spectra recorded by the detectors in the off-wheel position and resulting from bombardments of  $^{249}\text{Bk}$  with  $^{18}\text{O}$  ions. The arrangement of the spectra and the data pertinent to the bombardment correspond to those in Fig. 1.



XBL 714 6324

Fig. 5. A two-dimensional presentation of time-correlated events observed in the bombardment of  $^{249}\text{Bk}$  with  $^{18}\text{O}$  ions. The region enclosed by the broken line was included in the distribution shown in Fig. 2. The histograms on the side are spectra composed of daughter events (horizontal) or mother events (vertical) only.



XBL 715 6332

Fig. 6. The time distribution of spontaneous fission events resulting from the 118-μAhr bombardment of <sup>249</sup>Bk with <sup>18</sup>O ions. The long-lived component is due to <sup>256</sup>Fm, the level of which was effectively reduced by a factor of 30 by starting with fresh spots on the wheel every 80th movement.

LEGAL NOTICE

*This report was prepared as an account of work sponsored by the United States Government. Neither the United States nor the United States Atomic Energy Commission, nor any of their employees, nor any of their contractors, subcontractors, or their employees, makes any warranty, express or implied, or assumes any legal liability or responsibility for the accuracy, completeness or usefulness of any information, apparatus, product or process disclosed, or represents that its use would not infringe privately owned rights.*

2-12

TECHNICAL INFORMATION DIVISION  
LAWRENCE RADIATION LABORATORY  
UNIVERSITY OF CALIFORNIA  
BERKELEY, CALIFORNIA 94720

3-12