

UC Berkeley

UC Berkeley Previously Published Works

Title

Measurement of the $B \rightarrow J/\psi K^*(892)$ decay amplitudes.

Permalink

<https://escholarship.org/uc/item/8g42r10t>

Journal

Physical review letters, 87(24)

ISSN

0031-9007

Authors

Aubert, B
Boutigny, D
Gaillard, JM
[et al.](#)

Publication Date

2001-12-01

DOI

10.1103/physrevlett.87.241801

Copyright Information

This work is made available under the terms of a Creative Commons Attribution License, available at <https://creativecommons.org/licenses/by/4.0/>

Peer reviewed

Measurement of the $B \rightarrow J/\psi K^*(892)$ Decay Amplitudes

B. Aubert,¹ D. Boutigny,¹ J.-M. Gaillard,¹ A. Hicheur,¹ Y. Karyotakis,¹ J. P. Lees,¹ P. Robbe,¹ V. Tisserand,¹
 A. Palano,² G. P. Chen,³ J. C. Chen,³ N. D. Qi,³ G. Rong,³ P. Wang,³ Y. S. Zhu,³ G. Eigen,⁴ P. L. Reinertsen,⁴
 B. Stugu,⁴ B. Abbott,⁵ G. S. Abrams,⁵ A. W. Borgland,⁵ A. B. Breon,⁵ D. N. Brown,⁵ J. Button-Shafer,⁵ R. N. Cahn,⁵
 A. R. Clark,⁵ M. S. Gill,⁵ A. Gritsan,⁵ Y. Groysman,⁵ R. G. Jacobsen,⁵ R. W. Kadel,⁵ J. Kadyk,⁵ L. T. Kerth,⁵ S. Kluth,⁵
 Yu. G. Kolomensky,⁵ J. F. Kral,⁵ C. LeClerc,⁵ M. E. Levi,⁵ T. Liu,⁵ G. Lynch,⁵ A. B. Meyer,⁵ M. Momayezi,⁵
 P. J. Oddone,⁵ A. Perazzo,⁵ M. Pripstein,⁵ N. A. Roe,⁵ A. Romosan,⁵ M. T. Ronan,⁵ V. G. Shelkov,⁵ A. V. Telnov,⁵
 W. A. Wenzel,⁵ P. G. Bright-Thomas,⁶ T. J. Harrison,⁶ C. M. Hawkes,⁶ A. Kirk,⁶ D. J. Knowles,⁶ S. W. O'Neale,⁶
 R. C. Penny,⁶ A. T. Watson,⁶ N. K. Watson,⁶ T. Deppermann,⁷ K. Goetzen,⁷ H. Koch,⁷ J. Krug,⁷ M. Kunze,⁷
 B. Lewandowski,⁷ K. Peters,⁷ H. Schmuecker,⁷ M. Steinke,⁷ J. C. Andress,⁸ N. R. Barlow,⁸ W. Bhimji,⁸ N. Chevalier,⁸
 P. J. Clark,⁸ W. N. Cottingham,⁸ N. De Groot,⁸ N. Dyce,⁸ B. Foster,⁸ J. D. McFall,⁸ D. Wallom,⁸ F. F. Wilson,⁸
 K. Abe,⁹ C. Hearty,⁹ T. S. Mattison,⁹ J. A. McKenna,⁹ D. Thiessen,⁹ S. Jolly,¹⁰ A. K. McKemey,¹⁰ J. Tinslay,¹⁰
 V. E. Blinov,¹¹ A. D. Bukin,¹¹ D. A. Bukin,¹¹ A. R. Buzykaev,¹¹ V. B. Golubev,¹¹ V. N. Ivanchenko,¹¹ A. A. Korol,¹¹
 E. A. Kravchenko,¹¹ A. P. Onuchin,¹¹ A. A. Salnikov,¹¹ S. I. Serednyakov,¹¹ Yu. I. Skovpen,¹¹ V. I. Telnov,¹¹
 A. N. Yushkov,¹¹ D. Best,¹² A. J. Lankford,¹² M. Mandelkern,¹² S. McMahon,¹² D. P. Stoker,¹² A. Ahsan,¹³
 K. Arisaka,¹³ C. Buchanan,¹³ S. Chun,¹³ J. G. Branson,¹⁴ D. B. MacFarlane,¹⁴ S. Prell,¹⁴ Sh. Rahatlou,¹⁴ G. Raven,¹⁴
 V. Sharma,¹⁴ C. Campagnari,¹⁵ B. Dahmes,¹⁵ P. A. Hart,¹⁵ N. Kuznetsova,¹⁵ S. L. Levy,¹⁵ O. Long,¹⁵ A. Lu,¹⁵
 J. D. Richman,¹⁵ W. Verkerke,¹⁵ M. Witherell,¹⁵ S. Yellin,¹⁵ J. Beringer,¹⁶ D. E. Dorfan,¹⁶ A. M. Eisner,¹⁶
 A. Frey,¹⁶ A. A. Grillo,¹⁶ M. Grothe,¹⁶ C. A. Heusch,¹⁶ R. P. Johnson,¹⁶ W. Kroeger,¹⁶ W. S. Lockman,¹⁶ T. Pulliam,¹⁶
 H. Sadrozinski,¹⁶ T. Schalk,¹⁶ R. E. Schmitz,¹⁶ B. A. Schumm,¹⁶ A. Seiden,¹⁶ M. Turri,¹⁶ W. Walkowiak,¹⁶
 D. C. Williams,¹⁶ M. G. Wilson,¹⁶ E. Chen,¹⁷ G. P. Dubois-Felsmann,¹⁷ A. Dvoretzki,¹⁷ D. G. Hitlin,¹⁷ S. Metzler,¹⁷
 J. Oyang,¹⁷ F. C. Porter,¹⁷ A. Ryd,¹⁷ A. Samuel,¹⁷ M. Weaver,¹⁷ S. Yang,¹⁷ R. Y. Zhu,¹⁷ S. Devmal,¹⁸ T. L. Geld,¹⁸
 S. Jayatilake,¹⁸ G. Mancinelli,¹⁸ B. T. Meadows,¹⁸ M. D. Sokoloff,¹⁸ T. Barillari,¹⁹ P. Bloom,¹⁹ M. O. Dima,¹⁹
 S. Fahey,¹⁹ W. T. Ford,¹⁹ D. R. Johnson,¹⁹ U. Nauenberg,¹⁹ A. Olivas,¹⁹ H. Park,¹⁹ P. Rankin,¹⁹ J. Roy,¹⁹ S. Sen,¹⁹
 J. G. Smith,¹⁹ W. C. van Hoek,¹⁹ D. L. Wagner,¹⁹ J. Blouw,²⁰ J. L. Harton,²⁰ M. Krishnamurthy,²⁰ A. Soffer,²⁰
 W. H. Toki,²⁰ R. J. Wilson,²⁰ J. Zhang,²⁰ T. Brandt,²¹ J. Brose,²¹ T. Colberg,²¹ G. Dahlinger,²¹ M. Dickopp,²¹
 R. S. Dubitzky,²¹ E. Maly,²¹ R. Müller-Pfefferkorn,²¹ S. Otto,²¹ K. R. Schubert,²¹ R. Schwierz,²¹ B. Spaan,²¹
 L. Wilden,²¹ L. Behr,²² D. Bernard,²² G. R. Bonneaud,²² F. Brochard,²² J. Cohen-Tanugi,²² S. Ferrag,²² E. Roussot,²²
 S. T'Jampens,²² C. Thiebaux,²² G. Vasileiadis,²² M. Verderi,²² A. Anjomshoa,²³ R. Bernet,²³ A. Khan,²³ F. Muheim,²³
 S. Playfer,²³ J. E. Swain,²³ M. Falbo,²⁴ C. Borean,²⁵ C. Bozzi,²⁵ S. Dittongo,²⁵ M. Folegani,²⁵ L. Piemontese,²⁵
 E. Treadwell,²⁶ F. Anulli,^{27,*} R. Baldini-Ferrolli,²⁷ A. Calcaterra,²⁷ R. de Sangro,²⁷ D. Falciari,²⁷ G. Finocchiaro,²⁷
 P. Patteri,²⁷ I. M. Peruzzi,^{27,*} M. Piccolo,²⁷ Y. Xie,²⁷ A. Zallo,²⁷ S. Bagnasco,²⁸ A. Buzzo,²⁸ R. Contri,²⁸ G. Crosetti,²⁸
 P. Fabbriatore,²⁸ S. Farinon,²⁸ M. Lo Vetere,²⁸ M. Macri,²⁸ M. R. Monge,²⁸ R. Musenich,²⁸ M. Pallavicini,²⁸
 R. Parodi,²⁸ S. Passaggio,²⁸ F. C. Pastore,²⁸ C. Patrignani,²⁸ M. G. Pia,²⁸ C. Priano,²⁸ E. Robutti,²⁸ A. Santroni,²⁸
 M. Morii,²⁹ R. Bartoldus,³⁰ T. Dignan,³⁰ R. Hamilton,³⁰ U. Mallik,³⁰ J. Cochran,³¹ H. B. Crawley,³¹ P.-A. Fischer,³¹
 J. Lamsa,³¹ W. T. Meyer,³¹ E. I. Rosenberg,³¹ M. Benkebil,³² G. Grosdidier,³² C. Hast,³² A. Höcker,³² H. M. Lacker,³²
 V. LePeltier,³² A. M. Lutz,³² S. Plaszczynski,³² M. H. Schune,³² S. Trincaz-Duvoid,³² A. Valassi,³² G. Wormser,³²
 R. M. Bionta,³³ V. Brigljević,³³ D. J. Lange,³³ M. Mugge,³³ X. Shi,³³ K. van Bibber,³³ T. J. Wenaus,³³ D. M. Wright,³³
 C. R. Wuest,³³ M. Carroll,³⁴ J. R. Fry,³⁴ E. Gabathuler,³⁴ R. Gamet,³⁴ M. George,³⁴ M. Kay,³⁴ D. J. Payne,³⁴
 R. J. Sloane,³⁴ C. Touramanis,³⁴ M. L. Aspinwall,³⁵ D. A. Bowerman,³⁵ P. D. Dauncey,³⁵ U. Egede,³⁵ I. Eschrich,³⁵
 N. J. W. Gunawardane,³⁵ J. A. Nash,³⁵ P. Sanders,³⁵ D. Smith,³⁵ D. E. Azzopardi,³⁶ J. J. Back,³⁶ P. Dixon,³⁶
 P. F. Harrison,³⁶ R. J. L. Potter,³⁶ H. W. Shorthouse,³⁶ P. Strother,³⁶ P. B. Vidal,³⁶ M. I. Williams,³⁶ G. Cowan,³⁷
 S. George,³⁷ M. G. Green,³⁷ A. Kurup,³⁷ C. E. Marker,³⁷ P. McGrath,³⁷ T. R. McMahon,³⁷ S. Ricciardi,³⁷
 F. Salvatore,³⁷ I. Scott,³⁷ G. Vaitsas,³⁷ D. Brown,³⁸ C. L. Davis,³⁸ J. Allison,³⁹ R. J. Barlow,³⁹ J. T. Boyd,³⁹ A. C. Forti,³⁹
 J. Fullwood,³⁹ F. Jackson,³⁹ G. D. Lafferty,³⁹ N. Savvas,³⁹ E. T. Simopoulos,³⁹ J. H. Weatherall,³⁹ A. Farbin,⁴⁰
 A. Jawahery,⁴⁰ V. Lillard,⁴⁰ J. Olsen,⁴⁰ D. A. Roberts,⁴⁰ J. R. Schieck,⁴⁰ G. Blaylock,⁴¹ C. Dallapiccola,⁴¹ K. T. Flood,⁴¹
 S. S. Hertzbach,⁴¹ R. Kofler,⁴¹ T. B. Moore,⁴¹ H. Staengle,⁴¹ S. Willocq,⁴¹ B. Brau,⁴² R. Cowan,⁴² G. Sciolla,⁴²
 F. Taylor,⁴² R. K. Yamamoto,⁴² M. Milek,⁴³ P. M. Patel,⁴³ J. Trischuk,⁴³ F. Lanni,⁴⁴ F. Palombo,⁴⁴ J. M. Bauer,⁴⁵
 M. Booke,⁴⁵ L. Cremaldi,⁴⁵ V. Eschenburg,⁴⁵ R. Kroeger,⁴⁵ J. Reidy,⁴⁵ D. A. Sanders,⁴⁵ D. J. Summers,⁴⁵ J. P. Martin,⁴⁶

J. Y. Nief,⁴⁶ R. Seitz,⁴⁶ P. Taras,⁴⁶ V. Zacek,⁴⁶ H. Nicholson,⁴⁷ C. S. Sutton,⁴⁷ C. Cartaro,⁴⁸ N. Cavallo,^{48,†}
 G. De Nardo,⁴⁸ F. Fabozzi,⁴⁸ C. Gatto,⁴⁸ L. Lista,⁴⁸ P. Paolucci,⁴⁸ D. Piccolo,⁴⁸ C. Sciacca,⁴⁸ J. M. LoSecco,⁴⁹
 J. R. G. Alsmiller,⁵⁰ T. A. Gabriel,⁵⁰ T. Handler,⁵⁰ J. Brau,⁵¹ R. Frey,⁵¹ M. Iwasaki,⁵¹ N. B. Sinev,⁵¹ D. Strom,⁵¹
 F. Colecchia,⁵² F. Dal Corso,⁵² A. Dorigo,⁵² F. Galeazzi,⁵² M. Margoni,⁵² G. Michelon,⁵² M. Morandin,⁵² M. Posocco,⁵²
 M. Rotondo,⁵² F. Simonetto,⁵² R. Stroili,⁵² E. Torassa,⁵² C. Voci,⁵² M. Benayoun,⁵³ H. Briand,⁵³ J. Chauveau,⁵³
 P. David,⁵³ C. De la Vaissière,⁵³ L. Del Buono,⁵³ O. Hamon,⁵³ F. Le Diberder,⁵³ Ph. Leruste,⁵³ J. Lory,⁵³ L. Roos,⁵³
 J. Stark,⁵³ S. Versillé,⁵³ P. F. Manfredi,⁵⁴ V. Re,⁵⁴ V. Speziali,⁵⁴ E. D. Frank,⁵⁵ L. Gladney,⁵⁵ Q. H. Guo,⁵⁵ J. H. Panetta,⁵⁵
 C. Angelini,⁵⁶ G. Batignani,⁵⁶ S. Bettarini,⁵⁶ M. Bondioli,⁵⁶ M. Carpinelli,⁵⁶ F. Forti,⁵⁶ M. A. Giorgi,⁵⁶ A. Lusiani,⁵⁶
 F. Martinez-Vidal,⁵⁶ M. Morganti,⁵⁶ N. Neri,⁵⁶ E. Paoloni,⁵⁶ M. Rama,⁵⁶ G. Rizzo,⁵⁶ F. Sandrelli,⁵⁶ G. Simi,⁵⁶
 G. Triggiani,⁵⁶ J. Walsh,⁵⁶ M. Haire,⁵⁷ D. Judd,⁵⁷ K. Paick,⁵⁷ L. Turnbull,⁵⁷ D. E. Wagoner,⁵⁷ J. Albert,⁵⁸ C. Bula,⁵⁸
 P. Elmer,⁵⁸ C. Lu,⁵⁸ K. T. McDonald,⁵⁸ V. Miftakov,⁵⁸ S. F. Schaffner,⁵⁸ A. J. S. Smith,⁵⁸ A. Tumanov,⁵⁸ E. W. Varnes,⁵⁸
 G. Cavoto,⁵⁹ D. del Re,⁵⁹ R. Faccini,^{14,59} F. Ferrarotto,⁵⁹ F. Ferroni,⁵⁹ K. Fratini,⁵⁹ E. Lamanna,⁵⁹ E. Leonardi,⁵⁹
 M. A. Mazzone,⁵⁹ S. Morganti,⁵⁹ G. Piredda,⁵⁹ F. Safai Tehrani,⁵⁹ M. Serra,⁵⁹ C. Voena,⁵⁹ S. Christ,⁶⁰ R. Waldi,⁶⁰
 T. Adye,⁶¹ B. Franek,⁶¹ N. I. Geddes,⁶¹ G. P. Gopal,⁶¹ S. M. Xella,⁶¹ R. Aleksan,⁶² G. De Domenico,⁶² S. Emery,⁶²
 A. Gaidot,⁶² S. F. Ganzhur,⁶² P.-F. Giraud,⁶² G. Hamel de Monchenault,⁶² W. Kozanecki,⁶² M. Langer,⁶² G. W. London,⁶²
 B. Mayer,⁶² B. Serfass,⁶² G. Vasseur,⁶² C. Yeche,⁶² M. Zito,⁶² N. Coptý,⁶³ M. V. Purohit,⁶³ H. Singh,⁶³ F. X. Yumiceva,⁶³
 I. Adam,⁶⁴ P. L. Anthony,⁶⁴ D. Aston,⁶⁴ K. Baird,⁶⁴ E. Bloom,⁶⁴ A. M. Boyarski,⁶⁴ F. Bulos,⁶⁴ G. Calderini,⁶⁴ R. Claus,⁶⁴
 M. R. Convery,⁶⁴ D. P. Coupal,⁶⁴ D. H. Coward,⁶⁴ J. Dorfan,⁶⁴ M. Doser,⁶⁴ W. Dunwoodie,⁶⁴ R. C. Field,⁶⁴ T. Glanzman,⁶⁴
 G. L. Godfrey,⁶⁴ S. J. Gowdy,⁶⁴ P. Grosso,⁶⁴ T. Himel,⁶⁴ M. E. Huffer,⁶⁴ W. R. Innes,⁶⁴ C. P. Jessop,⁶⁴ M. H. Kelsey,⁶⁴
 P. Kim,⁶⁴ M. L. Kocian,⁶⁴ U. Langenegger,⁶⁴ D. W. G. S. Leith,⁶⁴ S. Luitz,⁶⁴ V. Luth,⁶⁴ H. L. Lynch,⁶⁴ H. Marsiske,⁶⁴
 S. Menke,⁶⁴ R. Messner,⁶⁴ K. C. Moffeit,⁶⁴ R. Mount,⁶⁴ D. R. Muller,⁶⁴ C. P. O'Grady,⁶⁴ M. Perl,⁶⁴ S. Petrak,⁶⁴
 H. Quinn,⁶⁴ B. N. Ratcliff,⁶⁴ S. H. Robertson,⁶⁴ L. S. Rochester,⁶⁴ A. Roodman,⁶⁴ T. Schietinger,⁶⁴ R. H. Schindler,⁶⁴
 J. Schwiening,⁶⁴ V. V. Serbo,⁶⁴ A. Snyder,⁶⁴ A. Soha,⁶⁴ S. M. Spanier,⁶⁴ J. Stelzer,⁶⁴ D. Su,⁶⁴ M. K. Sullivan,⁶⁴
 H. A. Tanaka,⁶⁴ J. Va'vra,⁶⁴ S. R. Wagner,⁶⁴ A. J. R. Weinstein,⁶⁴ W. J. Wisniewski,⁶⁴ D. H. Wright,⁶⁴ C. C. Young,⁶⁴
 P. R. Burchat,⁶⁵ C. H. Cheng,⁶⁵ D. Kirkby,⁶⁵ T. I. Meyer,⁶⁵ C. Roat,⁶⁵ R. Henderson,⁶⁶ W. Bugg,⁶⁷ H. Cohn,⁶⁷
 A. W. Weidemann,⁶⁷ J. M. Izen,⁶⁸ I. Kitayama,⁶⁸ X. C. Lou,⁶⁸ M. Turcotte,⁶⁸ F. Bianchi,⁶⁹ M. Bona,⁶⁹ B. Di Girolamo,⁶⁹
 D. Gamba,⁶⁹ A. Smol,⁶⁹ D. Zanin,⁶⁹ L. Lancieri,⁷⁰ A. Pompili,⁷⁰ G. Vuagnin,⁷⁰ R. S. Panvini,⁷¹ C. M. Brown,⁷²
 A. De Silva,⁷² R. Kowalewski,⁷² J. M. Roney,⁷² H. R. Band,⁷³ E. Charles,⁷³ S. Dasu,⁷³ F. Di Lodovico,⁷³
 A. M. Eichenbaum,⁷³ H. Hu,⁷³ J. R. Johnson,⁷³ R. Liu,⁷³ J. Nielsen,⁷³ Y. Pan,⁷³ R. Prepost,⁷³ I. J. Scott,⁷³ S. J. Sekula,⁷³
 J. H. von Wimmersperg-Toeller,⁷³ S. L. Wu,⁷³ Z. Yu,⁷³ H. Zobernig,⁷³ T. M. B. Kordich,⁷⁴ and H. Neal⁷⁴

(The BABAR Collaboration)

¹Laboratoire de Physique des Particules, F-74941 Annecy-le-Vieux, France

²Università di Bari, Dipartimento di Fisica and INFN, I-70126 Bari, Italy

³Institute of High Energy Physics, Beijing 100039, China

⁴University of Bergen, Institute of Physics, N-5007 Bergen, Norway

⁵Lawrence Berkeley National Laboratory and University of California, Berkeley, California 94720

⁶University of Birmingham, Birmingham, B15 2TT, United Kingdom

⁷Ruhr Universität Bochum, Institut für Experimentalphysik 1, D-44780 Bochum, Germany

⁸University of Bristol, Bristol BS8 1TL, United Kingdom

⁹University of British Columbia, Vancouver, British Columbia, Canada V6T 1Z1

¹⁰Brunel University, Uxbridge, Middlesex UB8 3PH, United Kingdom

¹¹Budker Institute of Nuclear Physics, Novosibirsk 630090, Russia

¹²University of California at Irvine, Irvine, California 92697

¹³University of California at Los Angeles, Los Angeles, California 90024

¹⁴University of California at San Diego, La Jolla, California 92093

¹⁵University of California at Santa Barbara, Santa Barbara, California 93106

¹⁶University of California at Santa Cruz, Institute for Particle Physics, Santa Cruz, California 95064

¹⁷California Institute of Technology, Pasadena, California 91125

¹⁸University of Cincinnati, Cincinnati, Ohio 45221

¹⁹University of Colorado, Boulder, Colorado 80309

²⁰Colorado State University, Fort Collins, Colorado 80523

²¹Technische Universität Dresden, Institut für Kern und Teilchenphysik, D-01062 Dresden, Germany

²²Ecole Polytechnique, F-91128 Palaiseau, France

²³University of Edinburgh, Edinburgh EH9 3JZ, United Kingdom

- ²⁴Elon College, *Elon College, North Carolina 27244-2010*
- ²⁵Università di Ferrara, *Dipartimento di Fisica and INFN, I-44100 Ferrara, Italy*
- ²⁶Florida A&M University, *Tallahassee, Florida 32307*
- ²⁷Laboratori Nazionali di Frascati dell'INFN, *I-00044 Frascati, Italy*
- ²⁸Università di Genova, *Dipartimento di Fisica and INFN, I-16146 Genova, Italy*
- ²⁹Harvard University, *Cambridge, Massachusetts 02138*
- ³⁰University of Iowa, *Iowa City, Iowa 52242*
- ³¹Iowa State University, *Ames, Iowa 50011-3160*
- ³²Laboratoire de l'Accélérateur Linéaire, *F-91898 Orsay, France*
- ³³Lawrence Livermore National Laboratory, *Livermore, California 94550*
- ³⁴University of Liverpool, *Liverpool L69 3BX, United Kingdom*
- ³⁵University of London, *Imperial College, London, SW7 2BW, United Kingdom*
- ³⁶Queen Mary, *University of London, E1 4NS London, United Kingdom*
- ³⁷University of London, *Royal Holloway and Bedford New College, Egham, Surrey TW20 0EX, United Kingdom*
- ³⁸University of Louisville, *Louisville, Kentucky 40292*
- ³⁹University of Manchester, *Manchester M13 9PL, United Kingdom*
- ⁴⁰University of Maryland, *College Park, Maryland 20742*
- ⁴¹University of Massachusetts, *Amherst, Massachusetts 01003*
- ⁴²Massachusetts Institute of Technology, *Lab for Nuclear Science, Cambridge, Massachusetts 02139*
- ⁴³McGill University, *Montréal, Canada QC H3A 2T8*
- ⁴⁴Università di Milano, *Dipartimento di Fisica and INFN, I-20133 Milano, Italy*
- ⁴⁵University of Mississippi, *University, Mississippi 38677*
- ⁴⁶Université de Montréal, *Laboratoire René J.A. Levesque, Montréal, Canada QC H3C 3J7*
- ⁴⁷Mount Holyoke College, *South Hadley, Massachusetts 01075*
- ⁴⁸Università di Napoli Federico II, *Dipartimento di Scienze Fisiche and INFN, I-80126 Napoli, Italy*
- ⁴⁹University of Notre Dame, *Notre Dame, Indiana 46556*
- ⁵⁰Oak Ridge National Laboratory, *Oak Ridge, Tennessee 37831*
- ⁵¹University of Oregon, *Eugene, Oregon 97403*
- ⁵²Università di Padova, *Dipartimento di Fisica and INFN, I-35131 Padova, Italy*
- ⁵³Universités Paris VI et VII, *LPNHE, F-75252 Paris, France*
- ⁵⁴Università di Pavia, *Dipartimento di Elettronica and INFN, I-27100 Pavia, Italy*
- ⁵⁵University of Pennsylvania, *Philadelphia, Pennsylvania 19104*
- ⁵⁶Università di Pisa, *Scuola Normale Superiore and INFN, I-56010 Pisa, Italy*
- ⁵⁷Prairie View A&M University, *Prairie View, Texas 77446*
- ⁵⁸Princeton University, *Princeton, New Jersey 08544*
- ⁵⁹Università di Roma La Sapienza, *Dipartimento di Fisica and INFN, I-00185 Roma, Italy*
- ⁶⁰Universität Rostock, *D-18051 Rostock, Germany*
- ⁶¹Rutherford Appleton Laboratory, *Chilton, Didcot, Oxon, OX11 0QX United Kingdom*
- ⁶²DAPNIA, *Commissariat à l'Energie Atomique/Saclay, F-91191 Gif-sur-Yvette, France*
- ⁶³University of South Carolina, *Columbia, South Carolina 29208*
- ⁶⁴Stanford Linear Accelerator Center, *Stanford, California 94309*
- ⁶⁵Stanford University, *Stanford, California 94305-4060*
- ⁶⁶TRIUMF, *Vancouver, British Columbia, Canada V6T 2A3*
- ⁶⁷University of Tennessee, *Knoxville, Tennessee 37996*
- ⁶⁸University of Texas at Dallas, *Richardson, Texas 75083*
- ⁶⁹Università di Torino, *Dipartimento di Fisica Sperimentale and INFN, I-10125 Torino, Italy*
- ⁷⁰Università di Trieste, *Dipartimento di Fisica and INFN, I-34127 Trieste, Italy*
- ⁷¹Vanderbilt University, *Nashville, Tennessee 37235*
- ⁷²University of Victoria, *Victoria, British Columbia, Canada V8W 3P6*
- ⁷³University of Wisconsin, *Madison, Wisconsin 53706*
- ⁷⁴Yale University, *New Haven, Connecticut 06511*
- (Received 20 July 2001; published 20 November 2001)

We present a measurement of the decay amplitudes in $B \rightarrow J/\psi K^*(892)$ channels using 20.7 fb^{-1} of data collected at the $\Upsilon(4S)$ resonance with the BABAR detector at PEP-II. We measure a P -wave fraction $R_{\perp} = (16.0 \pm 3.2 \pm 1.4)\%$ and a longitudinal polarization fraction $(59.7 \pm 2.8 \pm 2.4)\%$. The measurement of a relative phase that is neither 0 nor π , $\phi_{\parallel} = 2.50 \pm 0.20 \pm 0.08$ radians, favors a departure from the factorization hypothesis. Although the decay $B \rightarrow J/\psi K \pi$ proceeds mainly via $K^*(892)$, there is also evidence for $K_2^*(1430)$ and $K \pi$ S -wave contributions.

The decay $B^0 \rightarrow J/\psi K^{*0}$ with $K^{*0} \rightarrow K_s^0 \pi^0$ allows a measurement of the CP violation parameter $\sin 2\beta$ that is theoretically as clean as for $B^0 \rightarrow J/\psi K_s^0$ [1]. However, due to the presence of even ($L = 0, 2$) and odd ($L = 1$) orbital angular momenta in the $J/\psi K^*$ system, there can be CP -even and CP -odd contributions to the decay rate. If the information contained in the decay angles is ignored, the measured time-dependent CP asymmetry is reduced by the dilution factor $D_\perp = 1 - 2R_\perp$, where R_\perp is the fraction of the P -wave. If the angular information is used, the CP components can be separated [2].

The angular analysis also provides a test of the factorization hypothesis, the validity of which is in question for color-suppressed modes [3,4]. In this scheme, the weak decay is described by a product of J/ψ and $B \rightarrow K^*$ hadronic currents, and final state interactions are neglected. If factorization holds, the decay amplitudes should have relative phase 0 or π .

The decay $B \rightarrow J/\psi K^*(892)$ is described by three amplitudes. In the transversity basis [2,5] used by CLEO [6] and CDF [7], the amplitudes A_\parallel , A_0 , and A_\perp have CP eigenvalues $+1$, $+1$, and -1 , respectively. A_0 corresponds to longitudinal polarization, and A_\parallel and A_\perp , respectively, to parallel and perpendicular transverse polarizations of the vector mesons; R_\perp is defined as $|A_\perp|^2$. For a $\Delta I = 0$ transition, all $K^* \rightarrow K\pi$ channels involve the same amplitudes, and so the data for different decay modes can be combined.

The transversity frame is defined in the J/ψ rest frame. The K^* direction defines the negative x axis. The $K\pi$ decay plane defines the (x, y) plane, with y such that $p_y(K) > 0$. The z axis is the normal to this plane, and the coordinate system is right handed. The transversity angles θ_{tr} and ϕ_{tr} are defined as the polar and azimuthal angles of the positive lepton from the J/ψ decay; θ_{K^*} is the K^* helicity angle defined as the angle between the K direction and the direction opposite the J/ψ in the K^* rest frame. The normalized angular distribution $g(\cos\theta_{tr}, \cos\theta_{K^*}, \phi_{tr})$ is

$$g = \frac{1}{\Gamma} \frac{d^3\Gamma}{d \cos\theta_{tr} d \cos\theta_{K^*} d\phi_{tr}} \\ = f_1 |A_0|^2 + f_2 |A_\parallel|^2 + f_3 |A_\perp|^2 \\ + f_4 \text{Im}(A_\parallel^* A_\perp) + f_5 \text{Re}(A_0^* A_\parallel) + f_6 \text{Im}(A_0^* A_\perp), \quad (1)$$

with

$$f_1 = (9/32\pi) \times 2 \cos^2\theta_{K^*} (1 - \sin^2\theta_{tr} \cos^2\phi_{tr}), \\ f_2 = (9/32\pi) \times \sin^2\theta_{K^*} (1 - \sin^2\theta_{tr} \sin^2\phi_{tr}), \\ f_3 = (9/32\pi) \times \sin^2\theta_{K^*} \sin^2\theta_{tr}, \\ f_4 = (9/32\pi) \times \sin^2\theta_{K^*} \sin 2\theta_{tr} \sin\phi_{tr} \cdot \zeta, \\ f_5 = -(9/32\pi) \times (1/\sqrt{2}) \sin 2\theta_{K^*} \sin^2\theta_{tr} \sin 2\phi_{tr}, \\ f_6 = (9/32\pi) \times (1/\sqrt{2}) \sin 2\theta_{K^*} \sin 2\theta_{tr} \cos\phi_{tr} \cdot \zeta. \quad (2)$$

When the final state is not a CP eigenstate, ζ is $+1$ for B^+ and B^0 , and -1 for B^- and \bar{B}^0 . For the CP mode $K_S^0 \pi^0$, $\zeta(B^0) = -\zeta(\bar{B}^0) = 1/(1 + x_d^2)$, where $x_d = \Delta m_{B_d}/\Gamma_{B_d} \sim 0.73$; however, since flavor is not determined in the present analysis, ζ averages to zero for this mode. We define the relative phases of the amplitudes as $\phi_\perp = \arg(A_\perp/A_0)$ and $\phi_\parallel = \arg(A_\parallel/A_0)$.

In this Letter, we present a measurement of the decay amplitudes in the decays $B^0 \rightarrow J/\psi K^{*0}$ and $B^+ \rightarrow J/\psi K^{*+}$, where the K^{*0} and K^{*+} are reconstructed in the modes $K_S^0 \pi^0$, $K^+ \pi^-$ and $K_S^0 \pi^+$, $K^+ \pi^0$, respectively [8]; only J/ψ decays to $e^+ e^-$ and $\mu^+ \mu^-$ are considered. The data sample corresponds to 20.7 fb^{-1} collected at the $\Upsilon(4S)$ in 1999–2000 with the BABAR detector at the PEP-II asymmetric B factory, and contains $\sim 22.7 \times 10^6$ B meson pairs.

The BABAR detector is described elsewhere [9]. Charged particle track parameters are obtained from measurements in a 5-layer double-sided silicon vertex tracker and a 40-layer drift chamber located in a 1.5 T magnetic field; both devices provide dE/dx information. Additional charged particle identification (PID) information is obtained from a detector of internally reflected Cherenkov (DIRC) light consisting of quartz bars that carry the light to a volume filled with water, and equipped with 10 752 photomultiplier tubes. Electromagnetic showers are measured in a calorimeter (EMC) consisting of 6580 CsI(Tl) crystals. An instrumented flux return (IFR), containing multiple layers of resistive plate chambers, provides μ identification.

Electrons are identified by requiring that shower shape and energy deposition in the EMC be compatible with those expected for an electron of the measured momentum; dE/dx measurements must also be compatible with the electron hypothesis. Muon candidates must penetrate at least two interaction lengths in the detector, and generate a small number of hits per layer in the IFR. If a muon candidate traverses the EMC, its energy deposition must be consistent with that of a minimum ionizing particle. Kaon candidates must survive a pion veto based on DIRC and dE/dx information.

Charged tracks are required to be in regions of polar angle for which the PID efficiency is well measured. For electrons, muons, and kaons the acceptable ranges are 0.41 to 2.41 rad, 0.3 to 2.7 rad, and 0.45 to 2.5 rad, respectively. J/ψ candidates consist of a pair of identified leptons that form a good vertex. The lepton pair invariant mass must be between 3.06 and 3.14 GeV/c^2 for muons and 2.95 and 3.14 GeV/c^2 for electrons. This corresponds to a $\pm 3\sigma$ interval for muons, and accounts for the radiative tail due to bremsstrahlung for electrons. K_S^0 candidates consist of vertexed pairs of oppositely charged tracks with invariant mass between 489 and 507 MeV/c^2 . In the plane perpendicular to the beam line, the K_S^0 flight length must be greater than 1 mm, and its direction must form an angle with the K_S^0 momentum vector in this plane that is less

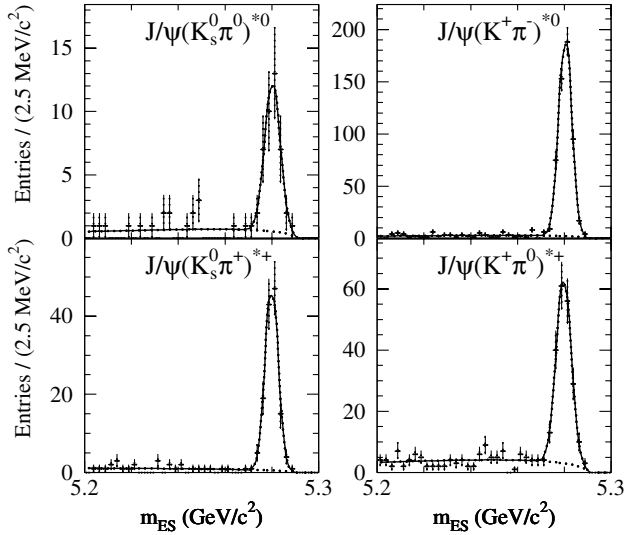


FIG. 1. Beam-energy substituted mass spectra for the four $K\pi$ modes. The curves are from fits using the $G(m_{ES})$ and $F(m_{ES})$ functions described in the text.

than 0.2 rad. A photon is defined as a neutral cluster of energy greater than 30 MeV in the EMC that agrees in lateral shower shape with an electromagnetic shower. A π^0 candidate consists of a pair of photons with invariant mass in the interval 106–153 MeV/ c^2 . The J/ψ , K_S^0 , and π^0 are constrained to the corresponding nominal masses [10]. K^* candidates must have $K\pi$ invariant mass within 100 MeV/ c^2 of the nominal $K^*(892)$ mass [10].

B mesons are formed from J/ψ and K^* candidates. For $B \rightarrow J/\psi(K\pi^0)^*$, $\cos\theta_{K^*}$ is required to be smaller than 0.667. This reduces the cross feed (CF) from $J/\psi(K\pi^\pm)^*$ modes, where the π^\pm is lost, and the self-cross feed (SCF) due to a wrongly reconstructed π^0 . The (S)CF is the most important background source since it tends to peak in the signal region.

The signal region is defined using two variables. The first is the difference $\Delta E = E_B^* - E_{\text{beam}}^*$ between the candidate B energy and the beam energy, in the $Y(4S)$ rest frame. The second is the beam-energy substituted mass $m_{ES} = (E_{\text{exp}}^2 - \vec{p}_B^2)^{1/2}$ where, in the laboratory frame, $E_{\text{exp}} = (s/2 + \vec{p}_B \cdot \vec{p}_i)/E_i$ is the B candidate expected energy, \vec{p}_B is its measured momentum, and (E_i, \vec{p}_i) is the e^+e^- initial-state four-momentum. \sqrt{s} is the center of mass energy. For the signal region, ΔE is required to be between -70 and $+50$ MeV for channels involving a π^0 ,

and within ± 30 MeV otherwise. If several B candidates are found in an event, the one having the smallest $|\Delta E|$ is retained. The corresponding m_{ES} distributions are shown in Fig. 1.

With the signal region defined by $m_{ES} > 5.27$ GeV/ c^2 and the above ΔE ranges, the B reconstruction efficiencies are 9.9%, 23.9%, 17.2%, and 13.8% for the $K_S^0\pi^0$, $K^+\pi^-$, $K_S^0\pi^+$, and $K^+\pi^0$ modes, respectively, with corresponding total yields of 43, 547, 135, and 216 events. The CF (SCF) contamination levels, obtained from a full simulation of the BABAR detector, are 9.9(15.8)%, 1.2(2.4)%, 2.4(3.0)%, and 8.1(15.7)% of the pure signal, respectively.

The fit maximizes an unbinned likelihood that uses a probability density function (pdf) that depends on angular and m_{ES} information. From the observed m_{ES} value, a signal probability is computed with a Gaussian $G(m_{ES})$ to describe the signal and a phase-space background function [11] $F(m_{ES})$.

The pdf $g_{\text{obs}} = g(\vec{\omega}_j) \cdot \epsilon(\vec{\omega}_j)/\langle\epsilon\rangle$ is used to describe signal events; $\vec{\omega}_j$ represents the angular variables $\cos\theta_{\text{tr}}, \cos\theta_{K^*}, \phi_{\text{tr}}$ for event j , and $\epsilon(\vec{\omega}_j)$ is the efficiency at $\vec{\omega}_j$. Rewriting Eq. (1) as $g = \sum_{i=1}^6 f_i \mathcal{A}_i$, where the \mathcal{A}_i ($i = 1, \dots, 6$) represent $|A_0|^2$, $|A_{\parallel}|^2$, $|A_{\perp}|^2$, $\text{Im}(A_{\parallel}^* A_{\perp})$, $\text{Re}(A_0^* A_{\parallel})$, and $\text{Im}(A_0^* A_{\perp})$, the mean efficiency is $\langle\epsilon\rangle = \int g \epsilon d\vec{\omega} = \sum_{i=1}^6 \mathcal{A}_i \xi_i$, where the $\xi_i = \int f_i \epsilon d\vec{\omega}$ are constants. The signal part of the log likelihood, $\ln \mathcal{L}_{\text{signal}} = \sum_{j=1}^{N_{\text{obs}}} \ln[g_{\text{obs}}(\vec{\omega}_j)]$, where N_{obs} is the number of observed events, becomes $\ln \mathcal{L}_{\text{signal}} = \sum_{j=1}^{N_{\text{obs}}} \ln[g(\vec{\omega}_j)] + \sum_{j=1}^{N_{\text{obs}}} \ln[\epsilon(\vec{\omega}_j)] - N_{\text{obs}} \ln[\sum_{i=1}^6 \mathcal{A}_i \xi_i]$. Since the $\epsilon(\vec{\omega}_j)$ are constants, the second term can be discarded. Only the coefficients ξ_i are required, and detailed representation of the acceptance is unnecessary [12].

The coefficients ξ_i are evaluated with a Monte Carlo simulation. Separate sets of ξ_i are used for each channel, and for $\ell = e, \mu$. The values of ξ_i ($i = 1, 2, 3$) are close to that of $\langle\epsilon\rangle$; ξ_1 is always smallest, especially in channels involving a π^0 , because of the requirement on $\cos\theta_{K^*}$. The values of ξ_i ($i = 4, 5, 6$), which are related to the interference terms, are compatible with zero.

The angular dependence of combinatorial background events, g_B^{obs} , is described by a pdf similar to that in Eq. (1) with amplitudes B_i , $i = 0, \parallel, \perp$, and corresponding terms \mathcal{B}_i ($i = 1, \dots, 6$).

The angular distribution of the (S)CF background is amplitude dependent. We correct for the effect of this background by evaluating the modified values $\tilde{\xi}_i$ of the ξ_i by

TABLE I. Fitted parameter values for the individual $K\pi$ modes. The uncertainties are statistical only.

Quantity	$K_S^0\pi^0$	$K^+\pi^-$	$K_S^0\pi^+$	$K^+\pi^0$
$ A_0 ^2$	0.65 ± 0.13	0.60 ± 0.04	0.58 ± 0.07	0.55 ± 0.06
$ A_{\perp} ^2$	0.07 ± 0.11	0.17 ± 0.05	0.17 ± 0.05	0.15 ± 0.08
$ A_{\parallel} ^2$	0.28 ± 0.14	0.23 ± 0.05	0.25 ± 0.07	0.30 ± 0.08
ϕ_{\perp} (rad)	...	-0.1 ± 0.2	0.0 ± 0.3	-0.4 ± 0.4
ϕ_{\parallel} (rad)	2.1 ± 0.7	2.5 ± 0.3	2.8 ± 0.4	2.6 ± 0.5

TABLE II. Fitted parameter values for the combined data samples. The first uncertainty is statistical, and the second is systematic. Note that $(\phi_{\perp}, \phi_{\parallel}) \rightarrow (\pi - \phi_{\perp}, -\phi_{\parallel})$ is also a solution.

Quantity	Value
$ A_0 ^2$	$0.597 \pm 0.028 \pm 0.024$
$ A_{\perp} ^2$	$0.160 \pm 0.032 \pm 0.014$
$ A_{\parallel} ^2$	$0.243 \pm 0.034 \pm 0.017$
ϕ_{\perp} (rad)	$-0.17 \pm 0.16 \pm 0.07$
ϕ_{\parallel} (rad)	$2.50 \pm 0.20 \pm 0.08$

including the (S)CF events, in the m_{ES} signal region, in addition to the signal [12]. In contrast to the ξ_i , the $\tilde{\xi}_i$ depend on the amplitudes used in the simulation, but the maximum effect on the fitted amplitudes is found to be on the order of 10^{-3} . The complete log likelihood is

$$\ln \mathcal{L} = \sum_{j=1}^{N_{\text{obs}}} \ln [xG(m_{ES_j})g(\tilde{\omega}_j) + (1-x)F(m_{ES_j})g_B(\tilde{\omega}_j)] - N_{\text{obs}} \ln \left(\sum_{i=1}^6 \tilde{\xi}_i [x\mathcal{A}_i + (1-x)\mathcal{B}_i] \right) - \mathcal{N},$$

where x is the fraction of signal integrated over the m_{ES} range 5.2–5.3 GeV/c^2 . The normalization of g and g_B is relaxed in an extended likelihood approach [13], with convergence to the required condition $a^2 = |A_0|^2 + |A_{\parallel}|^2 + |A_{\perp}|^2 = 1$ imposed through the additional term $\mathcal{N} = N_{\text{obs}}a^2$ while $|B_0|^2 + |B_{\parallel}|^2 + |B_{\perp}|^2 = a^2$ holds by construction. The fit parameters are the mean and width of $G(m_{ES})$; the shape parameter of $F(m_{ES})$; the fraction x ; the signal amplitudes and phases $|A_{\parallel}|^2$, $|A_0|^2$, $|A_{\perp}|^2$, ϕ_{\perp} , and ϕ_{\parallel} ; and the corresponding background amplitudes and phases.

The agreement among the results for the individual decay channels is shown in Table I, while the fit result for the combined sample is summarized in Table II.

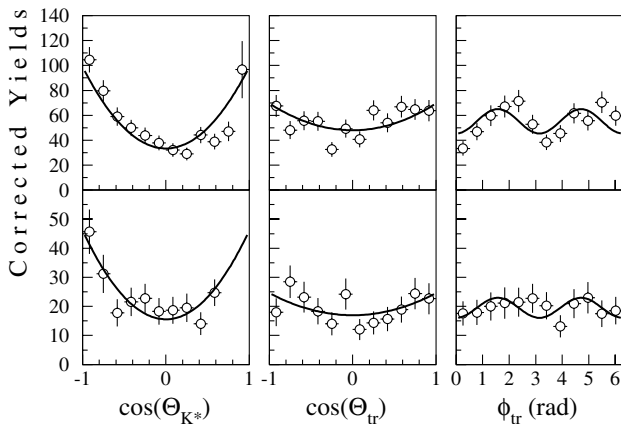


FIG. 2. The angular distributions for the channels without (top) and with (bottom) a π^0 for $m_{ES} > 5.27 \text{ GeV}/c^2$. The data have been background subtracted and acceptance corrected. The curves correspond to the fit.

TABLE III. Systematic uncertainties described in the text.

	$ A_0 ^2$	$ A_{\perp} ^2$	$ A_{\parallel} ^2$	ϕ_{\perp}	ϕ_{\parallel}
Simulation stat.	0.006	0.006	0.007	0.04	0.06
Backgrounds	0.002	0.005	0.006	0.06	0.05
Tracking and PID	0.002	0.006	0.004	0.00	0.02
$K\pi$ S -wave	0.023	0.010	0.014	0.02	0.02
Total	0.024	0.014	0.017	0.07	0.08

A partial representation of the fit is given by the one-dimensional projections of the angular distribution in Fig. 2. As a check of the fit quality, fits were performed to Monte Carlo samples with the angular distribution and number of events observed in the data. The maximum likelihood in the data is 1.35 standard deviations below the mean obtained from the Monte Carlo fits. The probability of obtaining a lower likelihood is 8.8%.

Systematic uncertainties are detailed in Table III. Limited simulation statistics (32 000 events per mode) give rise to a systematic uncertainty in the acceptance and (S)CF corrections (first row). Monte Carlo simulation has been used to estimate uncertainties due to the assumed form for the m_{ES} angular distributions of the background (second row). In particular, this accounts for any possible absorption of the S(CF) background by the $F(m_{ES})$ function. The differences between simulated tracking and PID efficiencies and measurements obtained with control samples in the data lead to systematic uncertainties (third row) through their impact on acceptance corrections.

The $K\pi$ S -wave systematic uncertainty (fourth row) is obtained as follows. Although the $K\pi$ mass distribution for $B \rightarrow J/\psi K\pi$ is dominated by the $K^*(892)$ [Fig. 3(a)], a significant number of candidates are at higher mass with

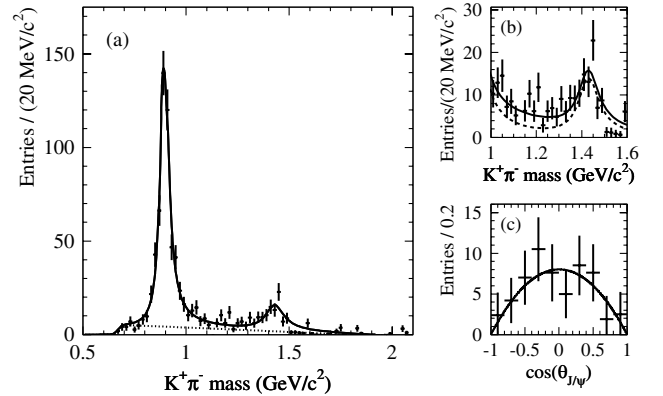


FIG. 3. (a) The background-subtracted $K\pi$ mass distribution for the $K^+\pi^-$ channel. The fit is to Breit-Wigner line shapes having nominal $K^*(892)$ and $K_2^*(1430)$ parameters [10] and a second-order polynomial (dotted line). (b) Enlargement of the 1–1.6 GeV/c^2 region of (a); the dashed curve denotes the sum of the Breit-Wigner contributions. (c) The background-subtracted J/ψ helicity cosine distribution for events with $1.1 < m(K^+\pi^-) < 1.3 \text{ GeV}/c^2$; the curve represents the fit to a $\sin^2(\theta_{J/\psi})$ distribution to the data.

TABLE IV. Comparison with other experiments. Statistical and systematic uncertainties are added in quadrature.

	$ A_0 ^2$	$ A_\perp ^2$	ϕ_\perp	ϕ_\parallel
CLEO [6]	0.52 ± 0.08	0.16 ± 0.09	-0.11 ± 0.46	3.00 ± 0.37
CDF [7]	0.59 ± 0.06	$0.13^{+0.13}_{-0.11}$	-0.56 ± 0.54	2.16 ± 0.47
<i>BABAR</i>	0.60 ± 0.04	0.16 ± 0.03	-0.17 ± 0.17	2.50 ± 0.22

a clear peak at $\sim 1.4 \text{ GeV}/c^2$. The states in this region that couple strongly to $K\pi$ are the $K_0^*(1430)$ and the $K_2^*(1430)$ [10]. Since it has width $\sim 300 \text{ MeV}/c^2$, the $K_0^*(1430)$ alone would yield significantly more events above and below the peak than are observed. The $K_2^*(1430)$ alone describes the high mass region but, when combined with the $K^*(892)$ tail, yields too few events in the $1.1\text{--}1.3 \text{ GeV}/c^2$ range [Fig. 3(b)]. This suggests a significant S -wave contribution, in which case the recoil J/ψ has a helicity angle distribution $\sim \sin^2(\theta_{J/\psi})$. The observed behavior [Fig. 3(c)] agrees with this conjecture. This, together with the absence of the S -wave above $1.5 \text{ GeV}/c^2$, is consistent with the mass dependence of the S -wave $K\pi$ scattering amplitude [14]. If the $K\pi$ S -wave in B decay behaves like this, a coherent S -wave amplitude should also be present in the $K^*(892)$ region; S - P interference should occur, which, if ignored, can affect the P -wave amplitudes extracted from the data.

The effect of the S -wave in the $K^*(892)$ region has been estimated by including a scalar term in the total amplitude. This yields a more complicated angular distribution g_S , with ten f_i functions. A fit of g_S to the data in the $1.1\text{--}1.3 \text{ GeV}/c^2$ region yields an S -wave fraction of $(62 \pm 9)\%$, in agreement with the failure of a P - and D -wave fit to describe the mass spectrum. By repeating the analysis using g_S , we find the S -wave contribution in the $K^*(892)$ region to be $(1.2 \pm 0.7)\%$. The differences in the P -wave results with and without S -wave are taken as estimates of systematic uncertainty (Table III, fourth row) since, with the present statistics, the presence of the S -wave in the $K^*(892)$ region cannot be confirmed.

Table IV compares our results to those of CLEO [6] and CDF [7]. They are consistent, but the present measurement is significantly more precise. Longitudinal polarization is seen to dominate and the P -wave intensity is small. If $\sin 2\beta$ were measured in the $B \rightarrow J/\psi K_S^0 \pi^0$ channel from the decay-time information only, the value of the dilution from the present measurement, $D_\perp = 0.68 \pm 0.07$, would contribute a 10% uncertainty.

Finally, we find that $|\phi_\parallel|$ differs significantly from π . This agrees with the CDF measurement, and indicates a departure from the factorization of the hadronic currents.

In addition, there is evidence that S - and D -wave amplitude contributions are necessary for a description of the $K\pi$ mass spectrum from $B \rightarrow J/\psi K\pi$ decay.

We thank Luis Oliver for many enlightening discussions. We are grateful for the excellent luminosity and machine conditions provided by our PEP-II colleagues. The collaborating institutions wish to thank SLAC for its support and kind hospitality. This work is supported by DOE and NSF (USA), NSERC (Canada), IHEP (China), CEA and CNRS-IN2P3 (France), BMBF (Germany), INFN (Italy), NFR (Norway), MIST (Russia), and PPARC (United Kingdom). Individuals have received support from the Swiss NSF, A. P. Sloan Foundation, Research Corporation, and Alexander von Humboldt Foundation.

*Also with: Università di Perugia, Perugia, Italy.

†Also with Università della Basilicata, Potenza, Italy.

- [1] I. I. Bigi *et al.*, in *CP Violation*, edited by C. Jarlskog (World Scientific, Singapore, 1987); Y. Nir and H. R. Quinn, *Phys. Rev. D* **42**, 1473 (1990).
- [2] I. Dunietz *et al.*, *Phys. Rev. D* **43**, 2193 (1991).
- [3] T. Yeh and H. Li, *Phys. Rev. D* **56**, 1615 (1997).
- [4] J. L. Rosner, *Nucl. Instrum. Methods Phys. Res., Sect. A* **462**, 44 (2001).
- [5] A. S. Dighe, I. Dunietz, H. J. Lipkin, and J. L. Rosner, *Phys. Lett. B* **369**, 144 (1996).
- [6] CLEO Collaboration, C. P. Jessop *et al.*, *Phys. Rev. Lett.* **79**, 4533 (1997).
- [7] CDF Collaboration, T. Affolder *et al.*, *Phys. Rev. Lett.* **85**, 4668 (2000).
- [8] Throughout the paper, the use of charge conjugate modes is implied wherever relevant.
- [9] *BABAR* Collaboration, B. Aubert *et al.*, Report No. SLAC-PUB-8569, hep-ex/0105044, [*Nucl. Instrum. Methods Phys. Res., Sect. A* (to be published)].
- [10] D. E. Groom *et al.*, *Eur. Phys. J. C* **15**, 1 (2000).
- [11] ARGUS Collaboration, H. Albrecht *et al.* *Z. Phys. C* **48**, 543 (1990).
- [12] S. Ferrag, Ph.D. thesis, Ecole Polytechnique, 2001.
- [13] R. Barlow, *Nucl. Instrum. Methods Phys. Res., Sect. A* **297**, 496 (1990).
- [14] D. Aston *et al.*, *Nucl. Phys.* **B296**, 493 (1988).