

# Lawrence Berkeley National Laboratory

## Recent Work

### Title

APPLICATION OF VELOCITY-SELECTIVE FREEZE-PUSHING TO THE SEPARATION AND CHARACTERIZATION OF AIRBORNE SOLID PARTICULATE MATTER IN AIR POLLUTION SAMPLES

### Permalink

<https://escholarship.org/uc/item/8fc9j4gb>

### Authors

Shih, T.Thomas.  
Donaghey, L.F.

### Publication Date

1973-12-01

To be presented at the National American  
Institute of Chemical Engineers Meeting,  
Tulsa, Oklahoma, March 10-13, 1974

LBL-2243

*C.1*

APPLICATION OF VELOCITY-SELECTIVE FREEZE-PUSHING  
TO THE SEPARATION AND CHARACTERIZATION OF  
AIR-BORNE SOLID PARTICULATE MATTER  
IN AIR POLLUTION SAMPLES


T. Thomas Shih and L. F. Donaghey

December 1973

Prepared for the U. S. Atomic Energy Commission  
under Contract W-7405-ENG-48

**For Reference**

Not to be taken from this room



**RECEIVED**  
LAWRENCE  
RADIATION LABORATORY

MAR 28 1974

LIBRARY AND  
DOCUMENTS SECTION

LBL-2243

*R.1*

## **DISCLAIMER**

This document was prepared as an account of work sponsored by the United States Government. While this document is believed to contain correct information, neither the United States Government nor any agency thereof, nor the Regents of the University of California, nor any of their employees, makes any warranty, express or implied, or assumes any legal responsibility for the accuracy, completeness, or usefulness of any information, apparatus, product, or process disclosed, or represents that its use would not infringe privately owned rights. Reference herein to any specific commercial product, process, or service by its trade name, trademark, manufacturer, or otherwise, does not necessarily constitute or imply its endorsement, recommendation, or favoring by the United States Government or any agency thereof, or the Regents of the University of California. The views and opinions of authors expressed herein do not necessarily state or reflect those of the United States Government or any agency thereof or the Regents of the University of California.

0 0 0 0 4 4 0 5 9 3 3

Application of Velocity-Selective Freeze-Pushing to the  
Separation and Characterization of Air-Borne Solid  
Particulate Matter in Air Pollution Samples

T. Thomas Shih and L. F. Donaghey

Inorganic Materials Research Division,  
Lawrence Berkeley Laboratory, and  
Department of Chemical Engineering;  
University of California, Berkeley 94720

December, 1973

Abstract

A new method for sampling and characterizing air-borne solid particulate matter in air pollution samples is described. The method utilizes the phenomenon of velocity-selective freeze-pushing of particulate matter during controlled solidification of organic liquids to selectively separate particles by differences in their interfacial physical properties. The theoretical basis of this phenomenon is discussed with respect to the separation factor,  $k^*$ . An analytical sampling and characterization apparatus is described for particulate matter separation. Experimental results of the separation of graphite and hematite particles with thymol using zone chromatographic separation is described.

### Introduction

The increasing public concern for environmental pollution has led to intensive research on pollution monitoring and control. Problems associated with particulate pollutants in atmosphere are many. Procedures for the identification of specific compounds contributing to air pollution are largely tedious and expensive. The development of new methods for identifying the chemical composition and physical state in which air pollutants occur is of paramount importance, as these properties relate to particulate toxicity, retention within the lung, visibility and to the modification of weather through cloud nucleation (1-3).

Much current research has been applied to the determination and analysis of particle size of air-borne particulate matter in air pollution samples (4). The measurement of the distribution of chemically disparate components in air pollution samples has received relatively little attention because of the complexity of the problem.

In this paper, an analytical technique for separating solid particulate matter on the basis of surface properties is presented. The method utilizes the phenomenon of velocity-selective freeze pushing of particulate matter by a solid-liquid interface during controlled solidification. The method of zone chromatography utilized by this analytical technique is described and tested experimentally. The method is applied to the freeze-pushing properties and separation of iron oxide from graphite particles.

Sources of Particulate Pollutants

The sampling of particulate matter from air pollution sources is based primarily on filtration methods which detect solid particles by capture on porous filters. The size range of the particles depends on the porosity of the filter. The mass of particles collected is easily measured by a number of techniques, but the phase identification, chemical composition and size distribution of the particles require complex laboratory methods usually involving expensive and complicated equipment. Thus, a need exists for relatively simple separation techniques which are sensitive to the chemical and physical properties of a heterogeneous particulate sample. From Table I, which summarizes the major pollutant sources of particulate matter, it can be appreciated that such separation techniques must be applicable to a wide range of particulate materials.

A principle function of air pollution control technology is the monitoring and collection of particulate matter from particulate pollution sources. Sampling methods may be divided into two functional groups: (i) those which capture and collect the sample in sufficient bulk for convenient transport to the analytical laboratory, and (ii) those instruments which during collection bring about an initial separation or classification which simplifies subsequent analytical evaluation. The analytical technique described in this paper falls into the second group, in that separation of particles is based on surface properties rather than on size. Alternately, samples collected by a method from the first group can be subjected to the breeze-pushing separation process.

Table I

Major Pollutant Sources of Particulate Matter

Chemical Process Industries

- Carbon black
- Charcoal
- Explosives (TNT and nitrocellulose)
- Paint and varnish manufacturing
- Plastics manufacturing
- Printing ink manufacturing
- Sodium carbonate

Food and Agricultural Industries

- Alfalfa dehydration
- Coffee roasting
- Cotton grinding
- Feed and grain processing
- Fertilizer processing and distribution
- Meat smokehouse operation
- Starch manufacturing
- Sugar cane processing

Metallurgical Industries

Primary metals

- Aluminum ore reduction
- Coke manufacturing
- Copper and lead smelting
- Ferrous alloy production
- Iron and steel milling
- Zinc refining

Secondary metals

- Aluminum processing
- Bronze, brass, lead, and magnesium smelting
- Ferrous alloy processing

Table I (continued)

Steel and cast iron foundary operation  
Zinc processing

Mineral Products Industries

- Asphalt roofing
- Asphalt and concrete preparation
- Brick, ceramics, and clay products manufacture
- Calcium carbide processing
- Cement making
- Clay, and fly ash sintering
- Coal cleaning
- Fiberglass manufacture
- Glass and frit manufacture
- Gypsum and lime manufacture
- Mineral wool manufacture
- Phosphate rock preparation
- Refractory casting
- Rock, gravel and sand quarrying

Petrochemical Industries

- Petrochemical manufacture
- Petroleum refining

Power Industries

- Steam electric power stations

Waste Disposal Industries

- Municipal incinerators

Wood Industries

- Fibreboard manufacture
- Forest products manufacture
- Paperboard manufacture
- Saw mill operation



### Velocity-Selective Freeze Pushing

The phenomenon of the displacement of solid particles in a liquid by the motion of a solid-liquid interface has been known for some time<sup>(5,6)</sup>. From experimental studies<sup>(6)</sup> it is known that a critical freezing velocity exists for this effect, for each type of particulate matter. At freezing rates below the critical freezing velocity, the particles are rejected by the solid-liquid interface and retained in the liquid phase. At velocities above the critical velocity, the particles are partially trapped in the solid, with the entrapment probability increasing with freezing rate.

The distribution of particle density between the solid and liquid phases in the vicinity of solid-liquid interface depends on the interfacial properties of the suspended particulate matter relative to the suspension medium, as well as on the freezing rate. Since the distribution of particles between phases is different for a given freezing rate in organic media, there is a theoretical bases for separating particulate mixtures in an appropriate organic medium by freezing this medium at a rate where different particulate materials have different entrapment probabilities, or different liquid-solid distribution coefficients.

The particle distribution coefficients can be defined as the ratio of the particle concentration in the solid to that in the liquid phases near the solid-liquid interface during solidification. If all the particle materials are all pushed by the interface, the distribution coefficient is equal to zero, whereas if all are entrapped,

the coefficient is equal to unity. The particulate distribution coefficient is freezing velocity dependent and fundamentally different from the chemical distribution coefficient which describes the ratio of solubilities in the solid and liquid phases.

#### Theory of Freeze Pushing

The phenomenon of particle pushing, by a freezing interface is attributable to the force exerted by the crystal on the particle during crystallization. When a particle is in intimate contact with the crystal surface, an amount of work is required to separate the particle from the crystal and produce increased solid-liquid and particle-liquid interfacial areas, while the original particle-solid interfacial area decreases.

If the interfacial energy between solid and particle,  $\sigma_{sp}$ , is greater than the sum between solid-liquid interfacial energy,  $\sigma_{sl}$ , and between particle-liquid interfacial energy,  $\sigma_{pl}$ , i.e.,  $\sigma_{sp} > \sigma_{sl} + \sigma_{pl}$ , then the crystal will displace the particle into the liquid by freezing. On the other hand, when  $\sigma_{sp} < \sigma_{sl} + \sigma_{pl}$  the particle simply adheres to the crystal and continued freezing entraps the particle. The magnitudes of interfacial energies therefore provide a basis for predicting whether or not it is possible for the growing crystal to push the external particle.

A theory developed by Uhlmann, Chalmer and Jackson<sup>(5)</sup> is based on the assumption of short-range particle-interface repulsion due to the difference of interfacial energies. This effect is combined with diffusion of the melt into the contact region between the crystal

and particle. The relation between these processes is assumed to be a function of particle surface roughness. However, their theory predict no difference in the pushing force for different types of particles as long as their sizes are the same.

Bolling and Cisse<sup>(7,8)</sup> combined fluid-flow, viscous drag and differsion effects to modify the basic theory. They also considered the indentation of the interface shape formed by the interaction between the particle and the interface, to derive theoretical relations for the critical velocity. When the basic theory was treated in more detail to include the effects of particle roughness, gravity and thermal conductivities, their experimental results were found to support very well the modified theory. However, the assumption that there is preferential wetting of some types of particles by the solid interface is still obscure. It is believed that in order to understand and predict the discriminatory pushing of the particles, all the forces acting on the particles by the solid-liquid interface, such as surface energies, viscous drag, electricstatic forces and external forces have to be taken into consideration.

The critical velocity for particle trapping by the freezing interface can be calculated by equating the liquid phase diffusion force produced by liquid flow into the contact region to the gradient in differential interfacial energy with respect to particle separation from the interface. For an atomically smooth particle and a planar freezing interface, the critical velocity is

$$V_c \approx \frac{3LV_e aD}{kTR^2} \quad (1)$$

This theoretical expression is somewhat unsatisfactory, however, because anomalously high diffusion coefficients are needed for comparison with theory. If the interface is assumed to be indented in the vicinity of the particle, then the interfacial area of contact is increased, as is the force gradient, and agreement of theory and experiment is improved. Also, if the particle is atomically rough, the channel width for diffusion is increased, also leading to improved agreement.

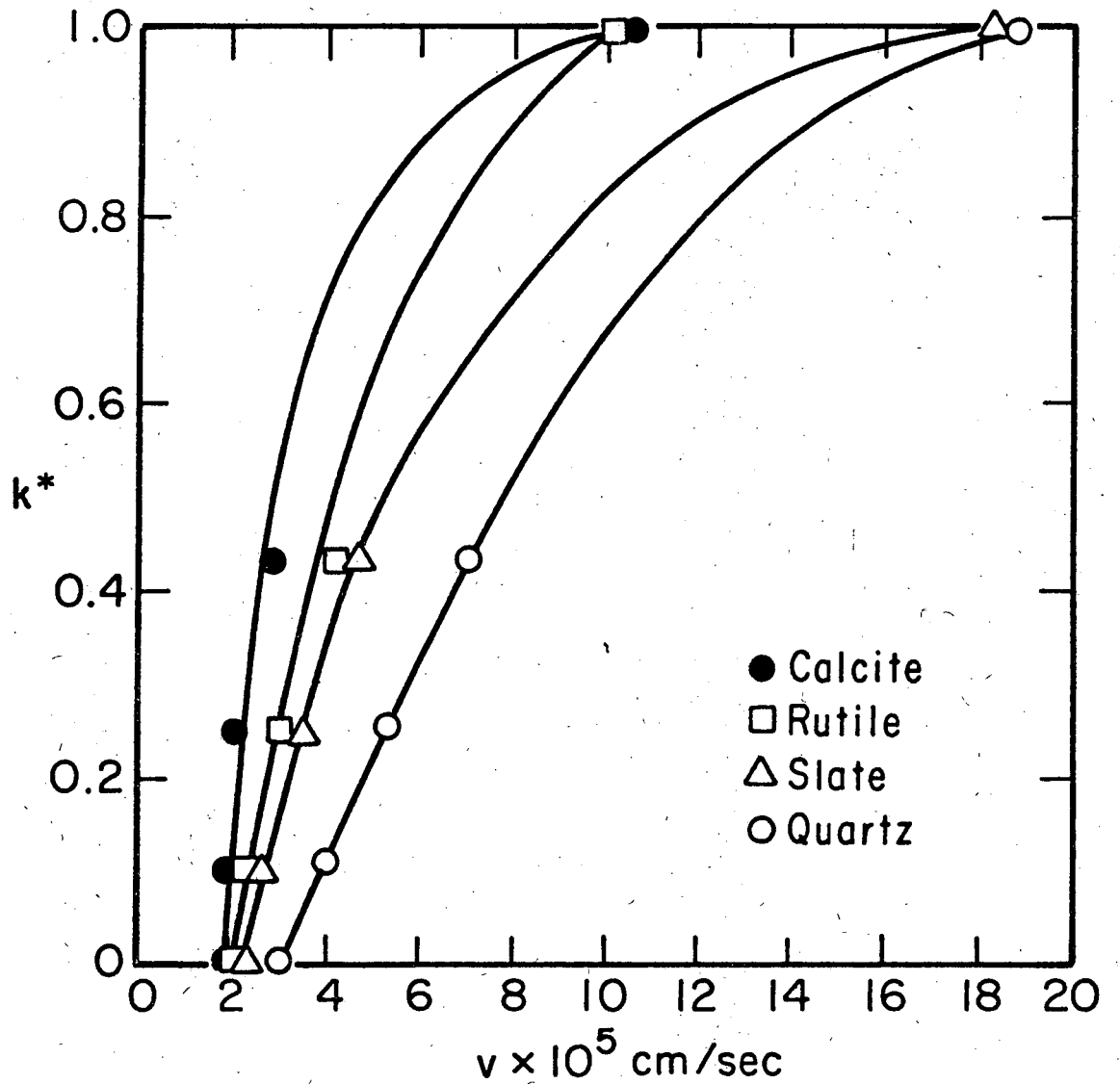
#### Distribution Coefficients for Freeze-Pushing

There is limited experimental data in the literature on the physical distribution coefficient for freeze-pushing. Corte<sup>(6)</sup> investigated the freezing velocity, and particle size dependence, of particle displacement by an ice-water interface for particles of calcite, rutile, shale and quartz in the size range of 149 to 590  $\mu\text{m}$ . The fraction of particles retained in the liquid phase by displacement of the freezing interface was measured at different freezing rates in the vertical direction. In this study the freezing rates were in the range from  $10^{-5}$  to  $10^{-4}$  cm/sec because of the large particle size range studied.

The data on particle fraction pushed at a given velocity can be converted to data on distribution coefficients for freeze-pushing  $k^*$  by normalizing with respect to the density of coverage of the freezing interface. The reduced data is shown as a function of freezing rate in Fig. 1. This figure shows that the distribution coefficients are

significantly different for the four minerals studied for a constant freezing rate within a relatively wide range. Those materials which exhibit a small physical distribution coefficient tend to be pushed farther by the freezing interface before trapping within the solid.

Because the freeze-pushing phenomenon is very sensitive to the properties of the interface between the particulate matter and the liquid or solid phase of the separation medium, the physical distribution coefficients has a specific value for a given particulate material and separation medium. This fact suggests several alternative methods for applying the freeze-pushing phenomenon to particulate separation. Since those particles with small distribution coefficients tend to be pushed farther before trapping in the solid, the different materials can be identified from the average distance those particles are displaced by directional freezing. In this mode of separation, the particulate pollution sample should be initially concentrated at the freezing interface, as in zone chromatography. The wide range of freezing velocity over which the distribution coefficient is velocity-dependent suggests a second separation made in which the freezing rate is programmed to rise with time. In this mode, the particle matter is again identified by the length of displacement of a band of the material along the sample. This latter mode is capable of identifying a broader range of materials with widely different initial velocities. Particle separation by constant-velocity freezing is easier experimentally, however, and a convenient constant freezing-velocity process, that of zone chromatography is explored in the following section.



XBL 741-5471

Figure 1. Dependence of the physical distribution coefficient for particle freeze pushing on freezing velocity for calcite, rutile, slate and quartz.

Particle Separation by Zone Chromatography

If there is a finite difference between physical distribution coefficients for different types of particles, then velocity-dependent freezing can bring about separation of component particles. The efficiency of separation will depend on factors such as particulate concentration, the particle interfacial properties and the interactions among the particles in the liquid medium. Here the liquid medium will be assumed an organic compound.

Consider an infinite column of solid extending in the x-direction from  $x = -\infty$  to  $x = +\infty$ . The differential equation determining the distribution of solute in the solid after nth pass of a solidifying interface is

$$\left(\frac{\ell}{k^*}\right)\left(\frac{dC_n(x)}{dx}\right) + C_n(x) = C_{n-1}(x + \ell) \quad (2)$$

On the assumption that the initial distribution of particle is a delta ( $\delta$ ) function centered at  $x = \ell$ , Reiss and Helf<sup>(9)</sup> solved this equation by using Fourier Transformations and obtained,

$$\frac{C_n(x)}{kC_1} = \frac{1}{m!} \left[k\left(\frac{x}{\ell} + m\right)\right]^m \exp\left[-k\left(\frac{x}{\ell} + m\right)\right] \quad (3)$$

Equation 3 is a modified Poisson distribution function.

Pfann<sup>(10)</sup> has defined the approximate criterion for zone chromatographic  $\delta$  separation and gave the number of zone-passes of the freezing interface required as

$$n = m + 1 = \left[ \frac{1 + \sqrt{k_2^*/k_1^*}}{1 - \sqrt{k_2^*/k_1^*}} \right]^2 + 1, \quad (4)$$

where  $k_i^*$  is the physical distribution coefficients for component  $i$ . Thus, the number of zone-passes required to bring about a given degree of separation depends only on the ratio of distribution coefficient. The estimation of the length of column required to separate two types of particles is given by

$$L^* = m \left( \frac{k_2^* - k_1^*}{k_2^* k_1^*} \right) \ell. \quad (5)$$

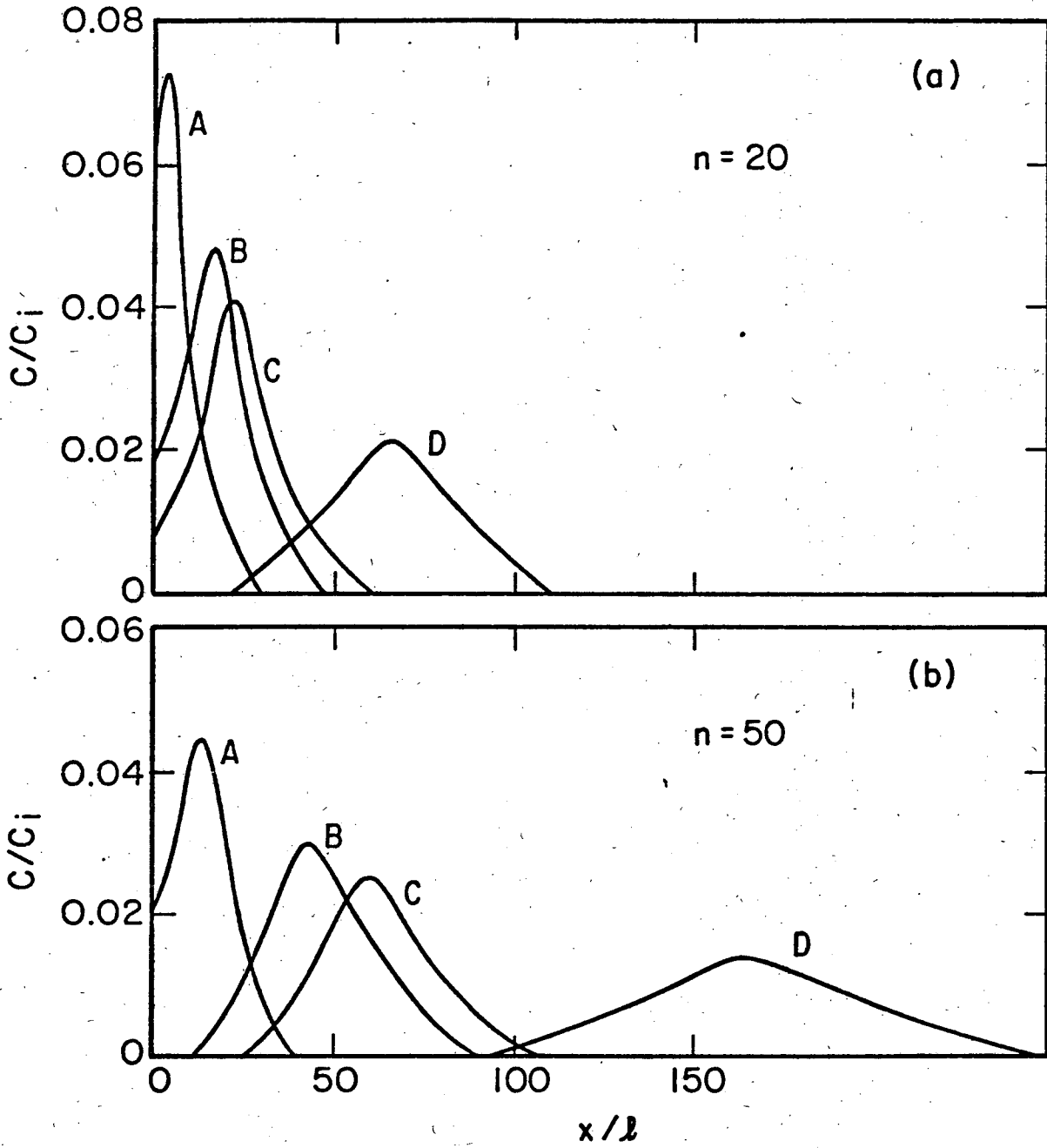
The time required for a given separation is expressed by

$$t^* = \frac{L^* + (n - 1) \ell d}{v}. \quad (6)$$

These equations can be used to deduce the zone chromatographic conditions required for particle separation.

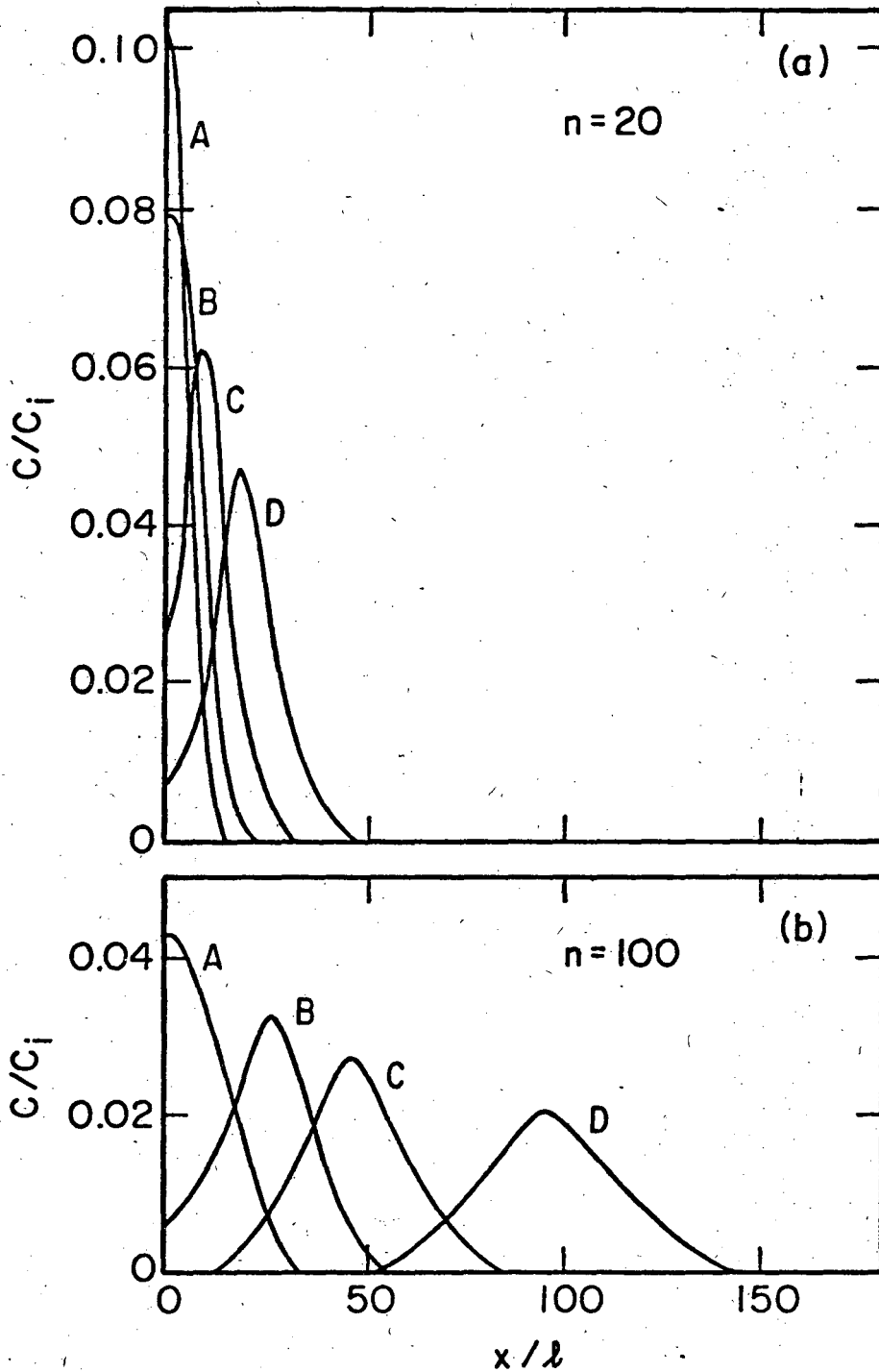
The application of zone chromatographic technique to the separation of the minerals of Fig. 1 is explored at different freezing velocities and zone passes. The results are shown in Figs. 2, 3 and 4 for freezing velocities of  $5 \times 10^{-5}$ ,  $8 \times 10^{-5}$  and  $1.2 \times 10^{-4}$  respectively. Less than twenty zone passes are required to resolve the separation of the different minerals at the lowest velocity, while a larger number of zone passes is required at the higher velocities. The time required to bring about an average separation of particulate





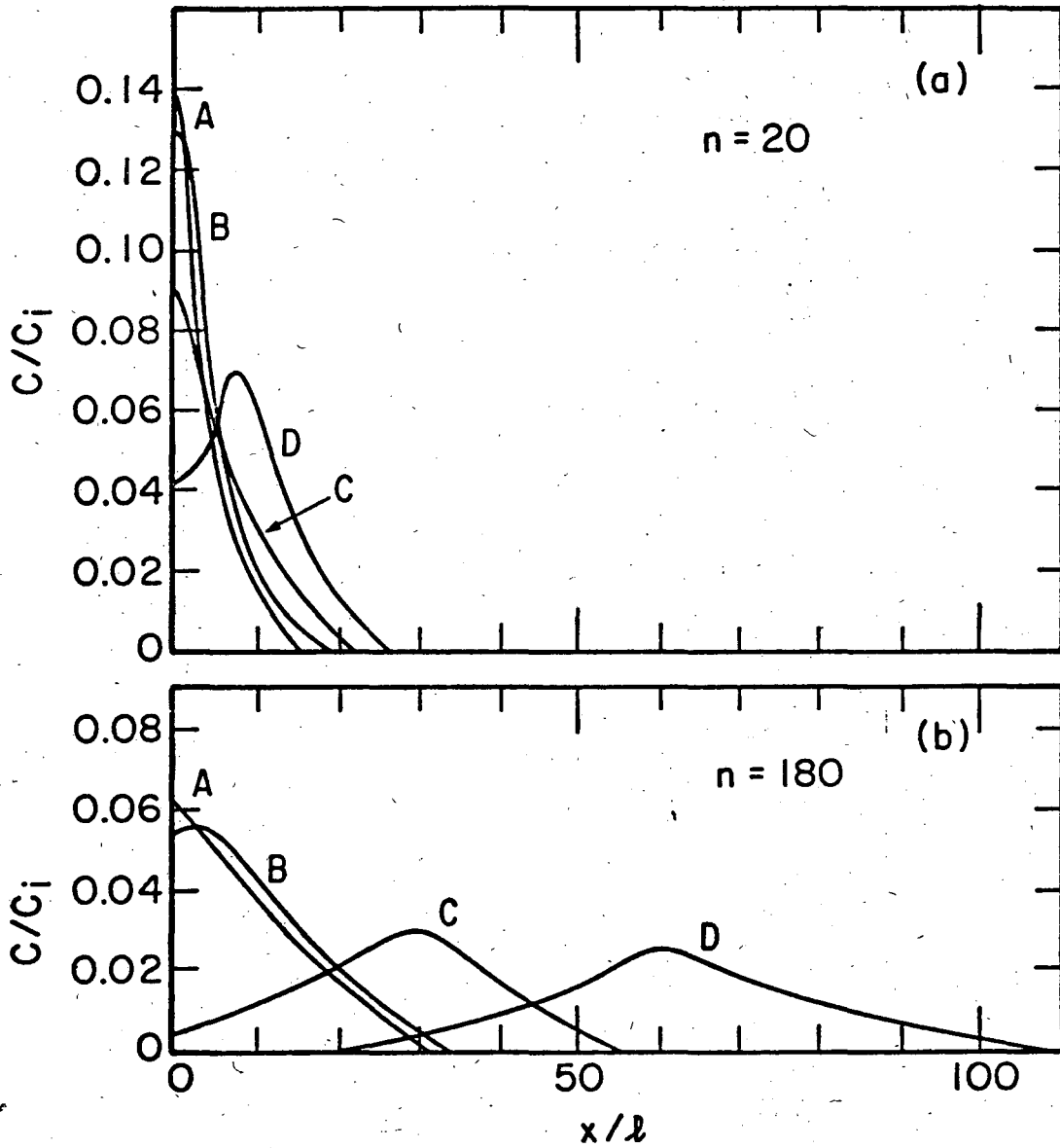
XBL 741-5473

Figure 2. Zone chromatographic separation of (A) calcite with  $k^* = 0.79$ , (B) rutile with  $k^* = 0.53$ , (C) slate with  $k^* = 0.45$  and (D) quartz with  $k^* = 0.23$ , at  $5 \times 10^{-5}$  cm/sec.



XBL 741-5474

Figure 3. Zone chromatographic separation of  
(A) calcite with  $k^* = 0.93$ , (B) rutile with  $k^* = 0.81$ ,  
(C) slate with  $k^* = 0.68$  and (D) quartz with  $k^* = 0.51$ ,  
at  $8 \times 10^{-5}$  cm/sec.



XBL 741-5472

Figure 4. Zone chromatographic separation of (A) calcite with  $k^* = 1.0$ , (B) rutile with  $k^* = 0.98$ , (C) slate with  $k^* = 0.86$ , and (D) quartz with  $k^* = 0.75$ , at  $1.2 \times 10^{-4}$  cm/sec.

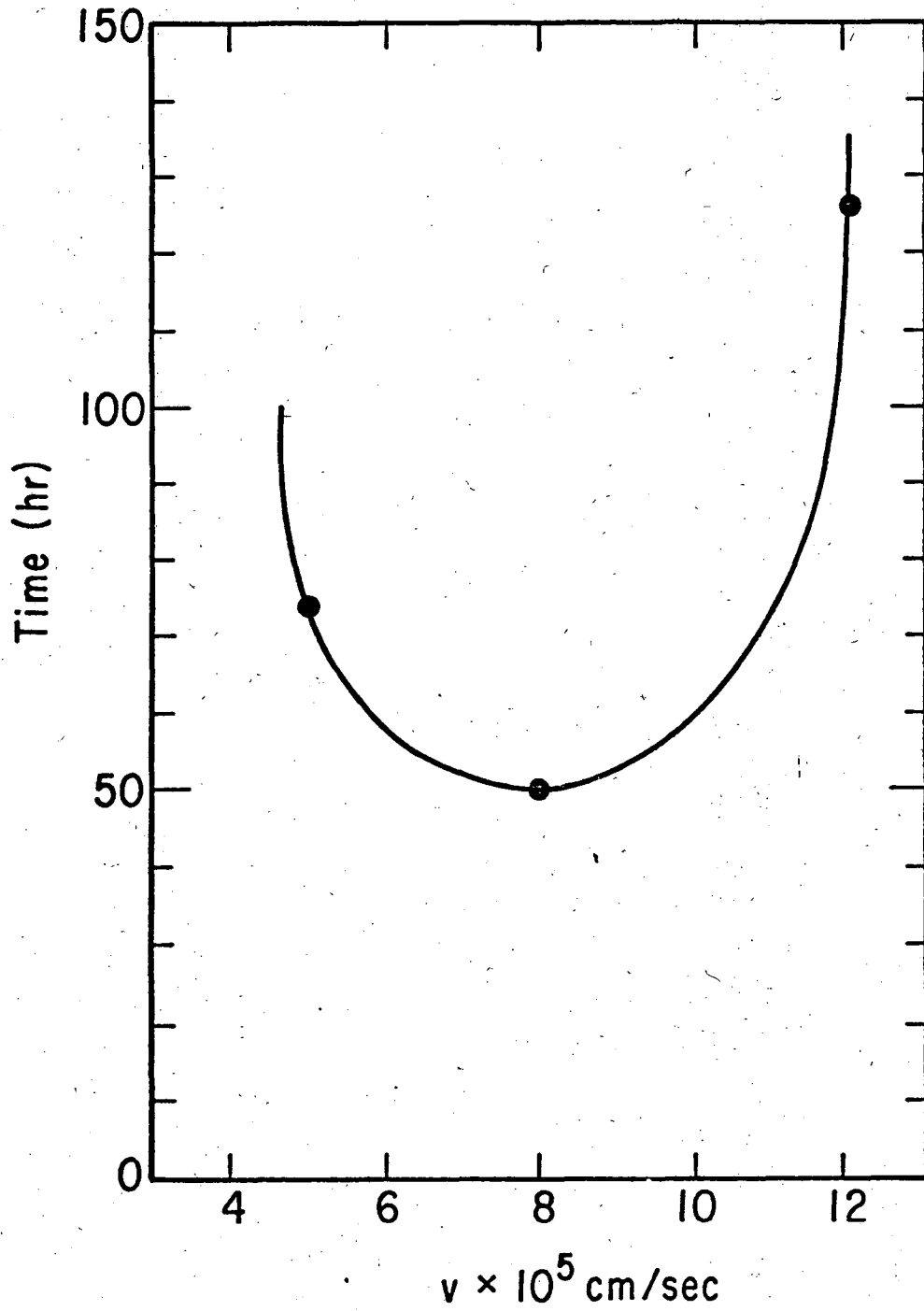
matter peaks by zone chromatography is shown in Fig. 5. The figure shows that a minimum separation time is required at  $8 \times 10^{-5}$  cm/sec. At this freezing velocity the distribution coefficients for the different components have the most widely separated values.

#### Experimental Studies

The displacement length produced by freeze pushing at a specific freezing velocity can be utilized to characterize different particulate materials in air pollution samples provided that the distribution coefficient is known or measured. Because zone chromatography tends to separate the sample into bands of materials with distinct distribution coefficients, the displacement distance  $L^*$  can be easily standardized for identifiable particulate materials. For a given air pollution sample, an appropriate, low melting liquid must be found which will affect separation of the components by freeze pushing. In the following, a method is described for determining the freezing velocity-dependence of the distribution coefficient.

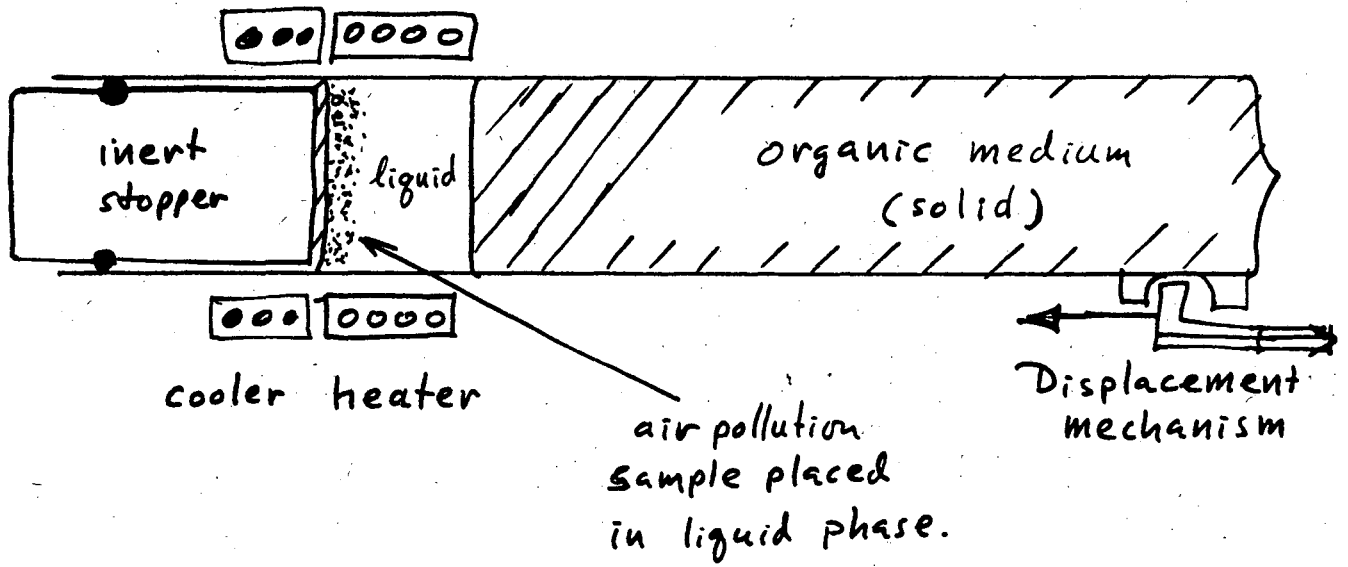
#### Apparatus

The apparatus required for particle separation is shown schematically in Fig. 6. The charge column is a long cylindrical glass tube. A organic substance of fairly low melting point is placed into the tube and solidified. A small zone of the organic is melted and particles are then placed in this zone. This charged column is placed horizontally and rotated about its own axis to distribute heat from a ring heater which maintains a narrow liquid zone of length  $l$ .



XBL 741-5470

Figure 5. Dependence of the zone chromatography time versus freezing velocity to bring about an average particulate peak separation of 0.5 cm.



XBL 741-5521

Figure 6. Schematic of apparatus for zone chromatographic separation by freeze-pushing.

### Materials

The freezing velocity dependence of the physical distribution coefficient in air pollution samples was studied with ferric oxide and graphite powders and thymol used as the separation medium. A mixture of 1 gm each of ferric oxide ( $\text{Fe}_2\text{O}_3$ ) and graphite powders were mixed with pure, liquid thymol (melting point,  $49.5^\circ\text{C}$ ) to form a 20 weight % mixture. This sample was then placed into the end of a cylindrical pyrex tube, of length 45 cm and interior diameter of 1 cm, and solidified. The remainder of the tube was then filled with pure thymol, and the upper tube end closed. A Fisher Zone Refiner, type 5-712-100 was used to carry out zone chromatographic separation. The molten zone was heated by a circular wire heater adjacent to an air cooling unit which maintained a planar solid-liquid interface during zone displacement.

Although  $\text{Fe}_2\text{O}_3$  and graphite powders both have densities much higher than that of thymol, the zone chromatographic separation displaced the graphite particles a distance of 35 cm by seven zone passes. The resulting sample showed colored bands along the column: red  $\text{Fe}_2\text{O}_3$  near the source end, and black graphite near the top of the column. The two types of powders were very effectively separated by this process.

### Determination of $k^*$

The distribution coefficients for both ferric oxide and graphite powders in thymol were measured by carrying out zone chromatographic separation for each component separately at different velocities. After

a single zone pass the sample was sectioned, and the powder was recovered from each section by vaporizing the organic. The weights of powder in different sections was then fitted to the zone chromatographic distribution function valid for one zone pass. The results showed that the optimum freezing velocity for separation to be  $1.0 \times 10^{-4}$  cm/sec for which,

$$k_{\text{Fe}_2\text{O}_3}^* = 0.81$$

$$k_c^* = 0.25 .$$

(7)

The large difference in these coefficients explains the relative ease of complete separation by a limited number of zone passes.

#### Discussion

The particle freeze-pushing phenomenon is effective in separating particulate components. To carry out analytical characterization by this method, the particulate matter in air pollution samples is first scrubbed by an organic medium and subsequently subjected to zone melting as described above with the solved particles initially concentrated at one end of a column of pure organic solid. Particles are pushed selectively by the solid-liquid interface as the molten zone moves along the column. The degree of efficiency of displacement by freeze-pushing depends on the particle distribution coefficients and on the operation conditions. Since the freezing interface is the only effective surface to affect the separation, many molten zones may be required, and several can be incorporated to move simultaneously.



A spectrum of particulate bands are then obtained, each displaced a distance dependent on interfacial properties with respect to the organic phase. The bands of particles then can be separated by mechanical means for subsequent chemical analysis. The factors that affect the particle pushing are the physical properties of the suspended particles and organic medium such as interfacial energies, thermal conductivity, particle size and shape, viscosity electrostatic forces, and surface morphology.

Particles distribution coefficients are shown to be easily determined experimentally. The zone chromatograph theory can qualitatively and semi-quantative predict the particle separation on the basis of measured distribution coefficients. This analytical method should be very useful in sampling and characterizing air-borne particulate matter in air pollution sample. Additional fundamental research is needed, however, for better understanding the discriminatory pushing of particles by solid-liquid interfaces and for implementing equipment design for sampling and rapid analytical determination of particulate components in air pollution samples.

#### Acknowledgment

The financial assistance of the U.S. Atomic Energy Commission is gratefully acknowledged.

List of Symbols

- a molecular diameter of the liquid phase, cm
- c particle concentration,  $\text{cm}^{-3}$
- $c_n$  particle concentration after n passes,  $\text{cm}^{-3}$
- D self diffusion coefficient of the liquid phase,  $\text{cm}^2/\text{sec}$
- d zone chromatographic separation constant
- k Boltzmann constant
- $k^*$  physical distribution coefficient
- $\ell$  liquid zone length, cm
- L latent heat of fusion,  $\text{ergs}/\text{cm}^3$
- $L^*$  length of column required for separation, cm
- m separation constant
- R particle radius
- $t^*$  separation time
- V freezing velocity,  $\text{cm}/\text{sec}$
- $V_c$  initial freezing velocity,  $\text{cm}/\text{sec}$
- $V_e$  atomic volume of the liquid phase,  $\text{cm}^3$
- x distance along the freezing direction, cm

References

1. A. C. Stern, Ed., "Air Pollution," 2nd ed., in 3 volumes, Academic Press, New York, N.Y., 1968.
2. M. M. Key, L. E. Kerr and M. Bundy, "Pulmonary Reactions to Coal Dust: A Review of U.S. Experience," Academic Press, New York, N.Y., 1971.
3. L. V. Cralley, L. T. Cralley, G. D. Clayton and J. A. Jurgiel, Eds., "Industrial Environmental Health: The Worker and the Community," Academic Press, New York, N.Y., 1972.
4. L. Silverman, C. E. Billings and M. W. First, "Particle Size Analysis in Industrial Hygiene," Academic Press, New York, N.Y., 1971.
5. D. R. Uhlmann, B. Chalmers and K. A. Jackson, J. Appl. Physics, 35 (10), 2986 (1964).
6. A. E. Corte, J. Geophysical Research, 67 (3), 1085 (1962).
7. G. F. Bolling and J. Cisse, J. Crystal Growth, 10, 56 (1971).
8. G. F. Bolling and J. Cisse, J. Crystal Growth, 10, 67 (1971).
9. H. Reiss and E. Helfand, J. App. Phys., 32 (2), 228 (1961).
10. W. G. Pfann, Annal Chem., 36 (12), 2231 (1964).
11. W. G. Pfann, "Zone Melting,"
12. Vincent H. S. Kuo, Ph.D. Thesis, U.S.C., (November 1972).

LEGAL NOTICE

*This report was prepared as an account of work sponsored by the United States Government. Neither the United States nor the United States Atomic Energy Commission, nor any of their employees, nor any of their contractors, subcontractors, or their employees, makes any warranty, express or implied, or assumes any legal liability or responsibility for the accuracy, completeness or usefulness of any information, apparatus, product or process disclosed, or represents that its use would not infringe privately owned rights.*

TECHNICAL INFORMATION DIVISION  
LAWRENCE BERKELEY LABORATORY  
UNIVERSITY OF CALIFORNIA  
BERKELEY, CALIFORNIA 94720