

# Lawrence Berkeley National Laboratory

## Recent Work

### Title

REMARKS ON THE B MESON

### Permalink

<https://escholarship.org/uc/item/8d08k38n>

### Authors

Goldhaber, Gerson  
Goldhaber, Sulamith  
Kadyk, John A.  
[et al.](#)

### Publication Date

1965-05-10

**University of California**  
**Ernest O. Lawrence**  
**Radiation Laboratory**

**TWO-WEEK LOAN COPY**

*This is a Library Circulating Copy  
which may be borrowed for two weeks.  
For a personal retention copy, call  
Tech. Info. Division, Ext. 5545*

**REMARKS ON THE B MESON**

**Berkeley, California**

## **DISCLAIMER**

This document was prepared as an account of work sponsored by the United States Government. While this document is believed to contain correct information, neither the United States Government nor any agency thereof, nor the Regents of the University of California, nor any of their employees, makes any warranty, express or implied, or assumes any legal responsibility for the accuracy, completeness, or usefulness of any information, apparatus, product, or process disclosed, or represents that its use would not infringe privately owned rights. Reference herein to any specific commercial product, process, or service by its trade name, trademark, manufacturer, or otherwise, does not necessarily constitute or imply its endorsement, recommendation, or favoring by the United States Government or any agency thereof, or the Regents of the University of California. The views and opinions of authors expressed herein do not necessarily state or reflect those of the United States Government or any agency thereof or the Regents of the University of California.

UNIVERSITY OF CALIFORNIA  
Lawrence Radiation Laboratory  
Berkeley, California

AEC Contract No. W-7405-eng-48

REMARKS ON THE B MESON

Gerson Goldhaber, Sulamith Goldhaber, John A. Kadyk, and  
Benjamin C. Shen

May 10, 1965

## Remarks on the B Meson

Gerson Goldhaber, Sulamith Goldhaber, John A. Kadyk, and  
Benjamin C. Shen\*

Physics Department and Lawrence Radiation Laboratory  
University of California, Berkeley, California

May 10, 1965

The study of the properties of the B meson<sup>1, 2, 3</sup> has been considerably impeded by the presence of background. The decay of the B meson into  $\omega + \pi$  permits us to try reducing this background by purifying the  $\omega$  sample. As is well known,<sup>4, 5</sup> the  $\omega$ -decay matrix element is proportional to  $(\underline{p}_i \times \underline{p}_j)$ . This leads to a density distribution in the  $\omega$  Dalitz plot that is peaked in the center (i. e., equal energies for the three pions), and vanishes on the periphery (i. e., all three momenta collinear). It is therefore possible, by choosing a sample of events corresponding to the central region of the Dalitz plot, to improve the  $\omega$ -to-background ratio considerably. Following such a procedure we obtain the surprising result that the "purified"  $\omega$  sample does not appear to lead to significant  $\omega\pi$  enhancement in the B-meson mass band. On the other hand, the "diluted"  $\omega$  sample, corresponding to events closer to the periphery of the Dalitz plot, leads to a marked enhancement in the  $4\pi$  mass distribution.

In this note we are reporting on the analysis of  $\pi^+p$  and  $\pi^-p$  interactions at 3.65 BeV/c and 3.7 BeV/c respectively, corresponding to the reactions

$$\pi^\pm + p \rightarrow \pi^+ \pi^- \pi^0 \pi^\pm p. \quad (1)$$

The work on the  $\pi^+$  interaction was carried out in the Brookhaven National Laboratory 20-inch hydrogen bubble chamber exposed in the Brookhaven-Yale beam<sup>6</sup> at the AGS. The work on the  $\pi^-$  interactions

was carried out in the Lawrence Radiation Laboratory 72-inch hydrogen bubble chamber exposed in a negative-particle beam<sup>7</sup> at the Bevatron. The  $\pi^+p$  data (1997 events) were analyzed by conventional methods.<sup>8</sup> The  $\pi^-p$  data (930 events) were analyzed on the LRL Flying-Spot Digitizer<sup>9</sup> (FSD) and by associated programs.<sup>10</sup>

For each event corresponding to Reactions (1) two neutral pion triplets  $\pi^+\pi^-\pi^0$  can be formed. In the  $\pi^+p$  reaction, for example, we can label the four pions  $\pi_a^+\pi_b^-\pi_c^0\pi_d^+$ . The two neutral mass triplets are then  $M_3^a = M(\pi_a^+\pi_b^-\pi_c^0)$  and  $M_3^b = M(\pi_b^-\pi_c^0\pi_d^+)$ . To study a  $\pi^+, \omega$  interaction we choose events for which at least one mass triplet, let us call it  $\pi_a^+\pi_b^-\pi_c^0$ , lies between two limits,  $M_{\min}$ ,  $M_{\max}$  corresponding to the "experimental width" of the  $\omega$  meson.<sup>11</sup>

Thus we can select a sample of events fulfilling the condition

$$760 \leq M_3^a \leq 820 \text{ MeV.} \quad (2)$$

This sample then contains the majority of the events corresponding to the channel



as well as events for which three pions are artificially constrained by condition (2). These latter we call "background events."

Although experimentally we have no way of distinguishing between "true  $\omega$  events" and background events on an individual basis, we can get samples enriched in true  $\omega$  events by utilizing the properties of the  $\omega$ -decay matrix element. In Fig. 1 we illustrate the normalized Dalitz plot for the  $\pi_a^+\pi_b^-\pi_c^0$  system for events selected according to condition (2). Here  $x = (T_{\pi^+} - T_{\pi^-})/\sqrt{3}Q$  and  $y = T_{\pi^0}/Q$  are the usual Dalitz coordinates. We have chosen to examine two regions of the Dalitz plot, which are

delineated by a curve of equal probability corresponding to the square of the  $\omega$  matrix element,  $\lambda$ , given by

$$\lambda = \left| \frac{p_{m+} \times p_{m-}}{\Omega^2} \right|^2. \quad (4)$$

The separation between the two regions is given by the dashed curve in Fig. 1a. This corresponds to a value of  $\lambda = 0.07$ . From integrating expression (4) over the Dalitz plot, we find (for a pure  $1^{--}$  state) that 50% of all  $\omega$ 's should be contained in the central region. The contribution of the background events to the central region will be proportional to the area, which amounts to only 29% of the total area. We assume here that the background events are uniformly distributed (i. e., according to phase space). In order to estimate the experimental ratio  $\omega$ /background in the respective regions we employ the following method. We include all  $\pi^+\pi^-\pi^0$  mass triplets in a normalized Dalitz plot. Since the curve delineating the two regions can be expressed in terms of the  $x$  and  $y$  Dalitz coordinates, one can apply the analogous separation to all mass triplets, as was done for the  $\omega$  band.<sup>12</sup> The resulting two  $\pi^+\pi^-\pi^0$  mass plots are shown in Fig. 2a for the central region and Fig. 2b for the peripheral region. We have estimated the background underneath the  $\omega$  peak by comparison with the mass regions below and above the  $\omega$  mass. For the entire data we obtain the ratio "true  $\omega$ "/background,  $R = 2.9 \pm 0.2$ , whereas for the central and peripheral regions the ratios are  $R_c = 5.7 \pm 0.8$  and  $R_p = 2.1 \pm 0.2$  respectively. The values of  $R_c$  and  $R_p$  are in good agreement with the values computed from the  $\omega$  matrix element and  $R$  for the entire data.

We note here that the  $\eta$  meson ( $J^{PG} = 0^{-+}$ ) stands out clearly above background in the peripheral region and is hardly discernible in

the central region. This can be understood in terms of the well-known feature that the highest density for  $\eta$  decay occurs at low  $\pi^0$  kinetic energies.

In Fig. 3 we show the  $4\pi$  mass distribution for events selected according to condition (2). The shaded histogram shows the distribution for events without  $N^{*++}$  formation.<sup>13</sup> The dark shaded region corresponds to "double  $\omega$ " events, i. e., events for which both pion triplets fall in the  $\omega$  mass band.<sup>14</sup> It is noteworthy that these cluster below the "B meson" mass band. The curves shown correspond to phase-space calculations by a Monte Carlo method,<sup>15</sup> which takes into account reflections due to resonance formations viz.,  $\omega N^*$ ,  $\omega\rho\pi$ ,  $\pi\pi\pi N^*$ , and  $\pi\pi\pi\rho$  in the experimentally observed ratios. As may be noted, the "B meson" appears as a well-defined peak in our data.

We now proceed to calculate the  $4\pi$  mass distribution with pion triplets from the two regions (see Fig. 4). Here we note the surprising effect that the B enhancement appears to be primarily associated with pion triplets from the peripheral region (see Fig. 4b). The observed peak occurs at  $E = 1220$  MeV and has a full width at half maximum of approximately 80 MeV. On the other hand, the four-pion mass distribution corresponding to the highly purified  $\omega$  mesons from the central region does not show a significant peak at the B-meson mass band. We may now reverse the argument and ask what type of Dalitz density distribution is obtained for " $\omega$ " mesons produced in the decay of the B meson. For this purpose we chose the central band of the B meson by selecting a mass between 1160 and 1300 MeV in the four-pion mass spectrum. The Dalitz plot for the  $\pi^+\pi^-\pi^0$  mass triplets fulfilling condition (2) and the radial density distribution plot, are shown in Fig. 1c and 1d. As may be noted, the data deviate from the calculated curve



corresponding to the  $\omega$  matrix element and 25.4% background. The probability that the experimental distribution corresponds to a pure  $1^{--}$  matrix element together with the average background is  $\leq 0.5\%$ . This result is not independent of the observation shown in Fig. 4, and reflects the statistical reliability of the effect we have observed.

We can now summarize what we have learned about the B meson.

(a) When all available data<sup>1,2,3,16</sup> are considered there is good evidence for an enhancement in the four-pion mass distribution if the neutral pion triplet is restricted by condition (2). This enhancement, with  $E_B = 1220$  MeV and  $\Gamma_B \approx 120$  MeV, has been called the B meson.

(b) From our present work it appears, however, that the B meson may not be primarily associated with the  $J^{PG} = 1^{--}$   $\omega$  meson. Furthermore, the observed B peak appears to be somewhat narrower than indicated in the combined results of earlier experiments.

(c) There does not appear to be any  $2\pi$  or  $K\bar{K}$  decay mode for the B meson.<sup>17,18</sup> This rules out the spin-parity  $J^P = 1^-$  and  $3^-$  assignments for the B meson.

It is not clear to us at present what the correct interpretation of the B peak is. Some possibilities we have considered are:

(a) Distortion of the matrix element due to final-state interactions. Here we consider the possibility that the effect we observed is due to  $B \rightarrow \pi\omega$  but that the  $\omega$  matrix element is distorted because of the B decay process. The effects of Bose statistics will be most pronounced for the "double  $\omega$ " events. As was pointed out above, however, these occur primarily outside the B peak (see Fig. 3). Furthermore, the ratios of  $\Gamma_\omega/\Gamma_B$  are such as to make distortion effects unlikely.

(b) A kinematical enhancement. Such an enhancement can come about, for example, by the presence of two constraints.<sup>19</sup> One constraint is the artificial one introduced for the "background events" by condition (2). The other constraint would have to be a natural one due to the presence of a two- or three-particle resonance other than the  $\omega$ .<sup>20</sup> There is no convincing evidence for the occurrence of such a mechanism for the B peak in our data. We cannot rule it out, however.

(c) Decay into four pions. We can make the assumption that the B meson is indeed a resonance and that the  $\omega\pi$  decay mode is rigorously forbidden. This would occur in the case of a  $J^{PG} = 0^{++}$  assignment for the B meson, for example. Such a meson could decay into four pions. The problem, however, is to explain why three of these pions appear to be bunched in the vicinity of the  $\omega$  meson mass, since on simple phase-space considerations only 12% of the three-pion-mass triplets would fall into the mass band given by condition (2).

(d) Decay into a  $\pi$  and a definite three-pion state with  $J^P \neq 1^-$ . If the B meson, considered again as a  $0^{++}$  particle, decays into a pion and a definite three-pion state with mass similar to that of the  $\omega$  meson, the quantum numbers of such a three-pion state would be  $I = 0$  and  $J^{PG} = 0^{--}, 1^{+-}, 2^{--}$ , etc. We note here that for the above  $J^{PG}$  assignments to the three-pion system the density distribution goes to zero at the center of the Dalitz plot. Our data alone do not have the statistical accuracy, however, nor do we have any direct evidence to ascertain the existence of such a three-pion state.

This work would not have been possible without the help of many people. While space limitation does not permit us to thank all of them individually, we do wish to single out a few. We wish to thank: Luis W. Alvarez for making the 72-inch bubble chamber available to us, the



Bevatron crew under Edward J. Lofgren and Walter D. Hartsough; the Bubble Chamber crew under Robert Watt and Glen Eckman; the F. S. D. crew under Howard S. White and our own Scanning Staff at Berkeley; R. Shutt for making the 20-inch bubble chamber available to us; the AGS crew under K. Green and J. Spiro; and the 20-inch bubble chamber crew, and in particular H. Brown, for helping with our run at Brookhaven. Finally, we wish to acknowledge the help of John L. Brown and George H. Trilling in various stages of this work.

References

\* Work done under auspices of the U. S. Atomic Energy Commission.

1. M. Abolins, R. L. Lander, W. A. M. Mehlop, N. Xuong, and P. M. Yager, *Phys. Rev. Letters* 11, 381 (1963).
2. S. U. Chung, O. I. Dahl, R. I. Hess, G. R. Kalbfleisch, J. Kirz, D. H. Miller, and G. A. Smith, in Proceedings of the 1963 Sienna Conference, p. 201; R. I. Hess, S. U. Chung, O. I. Dahl, L. Hardy, J. Kirz, and D. H. Miller, presented at the Dubna Conference, 1964 (UCRL-11443, July 1964).
3. G. Goldhaber, in Second Coral Gables Conference on "Symmetry Principles at High Energy", Eds. B. Kursunoglu, A. Perlmutter, and I. Sakmar (W. H. Freeman and Company, San Francisco, 1965), p. 34.
4. B. C. Maglič, L. W. Alvarez, A. H. Rosenfeld, and M. L. Stevenson, *Phys. Rev. Letters* 7, 178 (1964).
5. M. L. Stevenson, L. W. Alvarez, B. C. Maglič, and A. H. Rosenfeld, *Phys. Rev.* 125, 687 (1962).
6. C. Baltay, J. Sandweiss, J. Sanford, H. Brown, M. Webster, and S. Yamamoto, *Nucl. Instr. Methods* 20, 37 (1963).
7. John A. Kadyk, Joseph J. Murray, Janice B. Shafer, and George H. Trilling (Lawrence Radiation Laboratory) unpublished data.
8. In this work we utilized a modification of the geometrical reconstruction (PANG) and kinematical fitting (KICK) programs of the Alvarez group: J. P. Berge, F. T. Solmitz, and H. D. Taft, *Rev. Sci. Instr.* 32, 538 (1961); A. H. Rosenfeld and J. M. Snyder, *Rev. Sci. Instr.* 33, 181 (1962).

9. H. S. White, T. L. Aronstein, C. Osborne, N. Webre, and W. G. Moorhead, Nucl. Instr. Methods 20, 393 (1963).
10. H. S. White, S. S. Buckman, D. E. Hill, E. Hurwitz, L. Meissner, J. Smith, and E. R. Stannard, The FOG, CLOUDY, FAIR Programs for Bubble Chamber Data Reduction Lawrence Radiation Laboratory Report UCRL-9457, Aug. 1960 (unpublished).
11. In experiments with stopping antiprotons the reaction  $\bar{p}p \rightarrow K^+K^-\omega$  gives rise to stopping  $K^+$  and  $K^-$  mesons. This allowed the measurement of  $\Gamma_\omega = 9.5 \pm 2.1$  MeV, based on range measurement [N. Gelfand, D. Miller, N. Nussbaum, J. Ratau, J. Schulz, J. Steinberger, T. H. Tan, L. Kirsch, and R. Plano, Phys. Rev. Letters 11, 436 (1963)]. In our present experiment, and all others of similar type, where no range measurements are available, the experimental resolution for the one-constraint fits involved here is considerably larger than  $\Gamma_\omega$ . This resolution problem is thus the reason for picking a 60-MeV width in which to include the majority of the true  $\omega$  events formed.
12. Here we must note that we are using the same "constant probability curve" computed for the  $\omega$  mass,  $M(3\pi) = 782$  MeV, as the dividing line for all three pion mass values. Actually the area of the normalized Dalitz plot changes slightly as the boundary changes shape from a circle in the nonrelativistic region to a triangular figure in the highly relativistic region. Thus, for example, when the three-pion mass corresponds to the  $\eta$ , the "central region" of the Dalitz plot, as defined above, amounts to 25% of the total area.
13. The  $N^{*++}$  band was taken as 1130 to 1300 MeV in the  $\pi^+p$  reaction and 1170 to 1270 MeV in the  $\pi^-p$  reaction.

14. In these data we find 62 "double  $\omega$ " events. In the entire  $4\pi$  mass plot these events are counted once only (see Fig. 3). In the two separate regions, however, for 21 of these double  $\omega$  events, one pion triplet falls in the central region, the other in the peripheral one. These events are included in both Fig. 4a and 4b. They do not cluster in the B peak.
15. These calculations were carried out by J. Dash by use of a modification of the program FAKE due to G. A. Lynch, Lawrence Radiation Laboratory Report UCRL-10335, July 1962, (unpublished).
16. Aachen-Berlin-Birmingham-Bonn-Hamburg-London-München Collaboration, presented at the Dubna Conference, 1964.
17. N. Gelfand, G. Lütjens, M. Nussbaum, J. Steinberger, H. O. Cohn, W. M. Bugg, and G. T. Condo, Phys. Rev. Letters 12, 567 (1964); G. Benson, L. Lovell, E. Marquit, B. Roe, D. Sinclair, J. Van de Velde, and K. Weaver, Phys. Rev. Letters 12, 600 (1964); Aachen-Berlin-Birmingham-Bonn-Hamburg-London-München Collaboration, Phys. Letters 10, 240 (1964); F. Bruyant, M. Goldberg, M. Holder, M. Krammer, J. V. Major, G. Vegni, H. Winzeler, P. Fleury, J. Huc, R. Lestienne, G. DeRosny, and G. Vanderhagen, Phys. Letters 10, 232 (1964).
18. S. U. Chung, O. I. Dahl, L. M. Hardy, R. I. Hess, G. R. Kalbfleisch, J. Kirz, D. H. Miller, and G. A. Smith, Phys. Rev. Letters 12, 621 (1964).
19. An example of such a "kinematical enhancement" was observed in the present data. If we artificially constrain  $M_3^b$  to lie between 510 and 710 MeV we observe a marked peak at 1010 MeV in the  $4\pi$  mass distribution. This comes about because of the presence of the natural constraint in  $M_3^a$ , the  $\omega$  meson. This example is discussed in reference 3.

20. Here one may comment that if such a mechanism were present, one would expect a peak similar to the B, but displaced in mass, to occur when we constrain background events outside the  $\omega$  mass as well. We have looked into the possibility, but find that any such effect, if it occurs, would be masked because of the overwhelming number of  $\omega$  mesons present in the data.

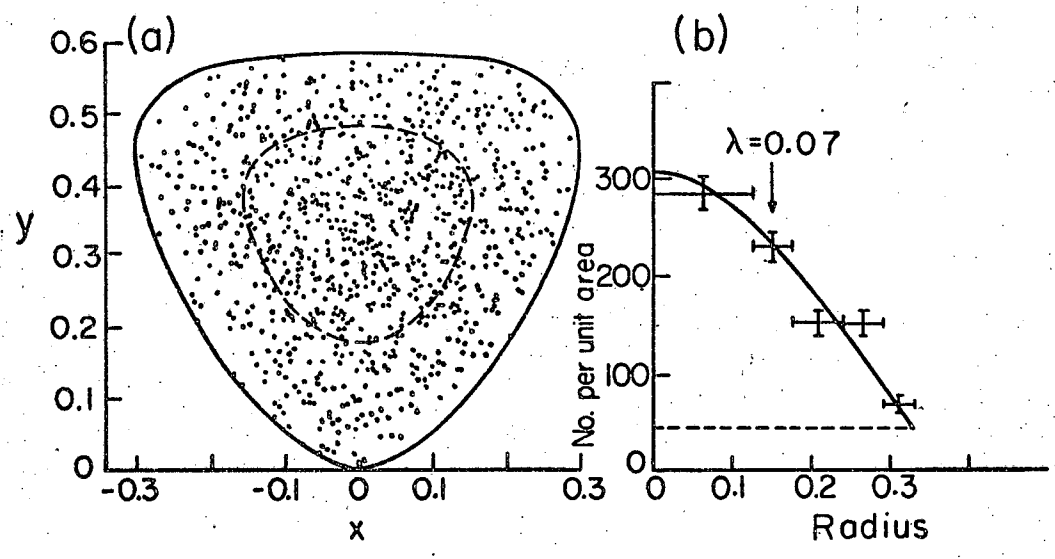
## Figure Captions

1. a. Normalized Dalitz plot for all mass triplets with  $M(\pi^+\pi^-\pi^0)$  Between 760 and 820 MeV.  
b. Radial density distribution for the data in Fig. 1a. The radius quoted refers to radius measured along the y axis. The areas are delineated by a curve of equal probability for the  $\omega$ -decay matrix element. The dashed line represents the background estimate considered as isotropic over the Dalitz plot.  
c. Same as (a) with the additional condition that  $1160 \leq M(4\pi) \leq 1300$  MeV.  
d. Same as (b) with the additional condition given in (c).
2. The three-pion mass distributions. The curves shown correspond to phase space:
  - a. Pion triplets with Dalitz coordinates x, y lying in the "central region" as defined in the text.
  - b. Pion triplets with Dalitz coordinates lying in the "peripheral region."
3. The four-pion mass distributions, where one neutral three-pion mass is given by condition (2) in the text. The curves shown correspond to phase space. Computed by a Monte Carlo method as described in the text.
4. Same as in Fig. 3 with the two regions of the Dalitz plot given separately:
  - a. Pion triplets in the central region of the Dalitz plot.
  - b. Pion triplets in the peripheral region of the Dalitz plot.





$760 \leq M(\pi^+\pi^-\pi^0) \leq 820$  MeV  
936 triplets



$760 \leq M(\pi^+\pi^-\pi^0) \leq 820$  MeV  
 $1160 \leq M(4\pi) \leq 1300$  MeV  
214 triplets

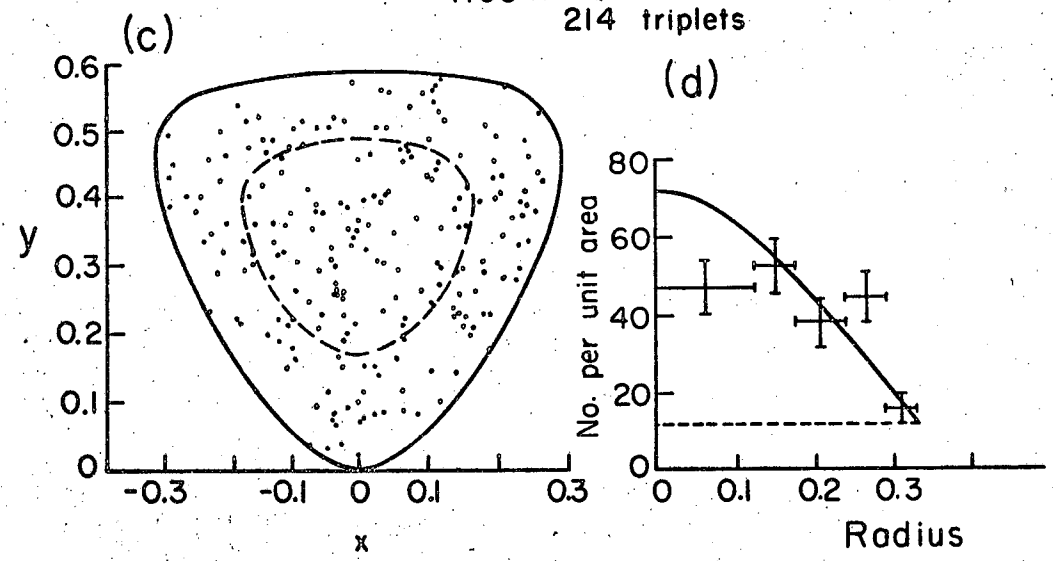


Fig. 1

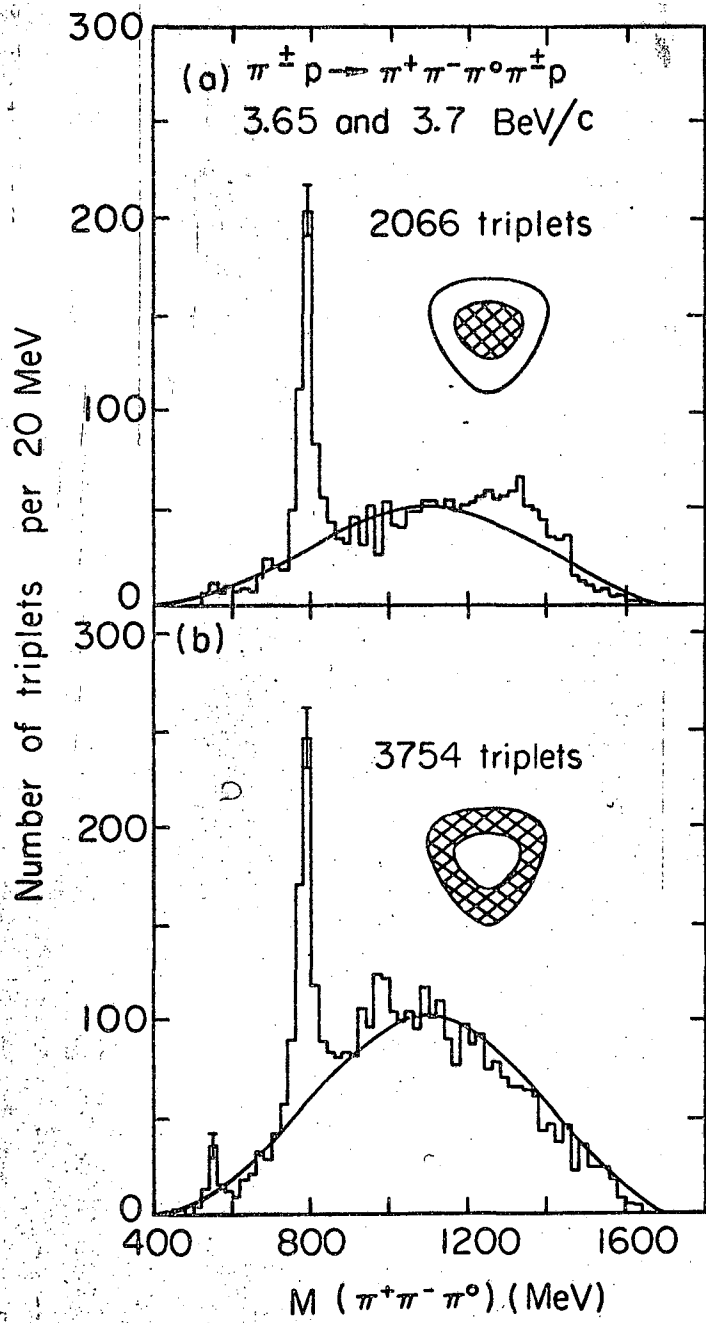


Fig. 2

NUB-6020

$760 \leq M(\pi^+\pi^-\pi^0) \leq 820$  MeV

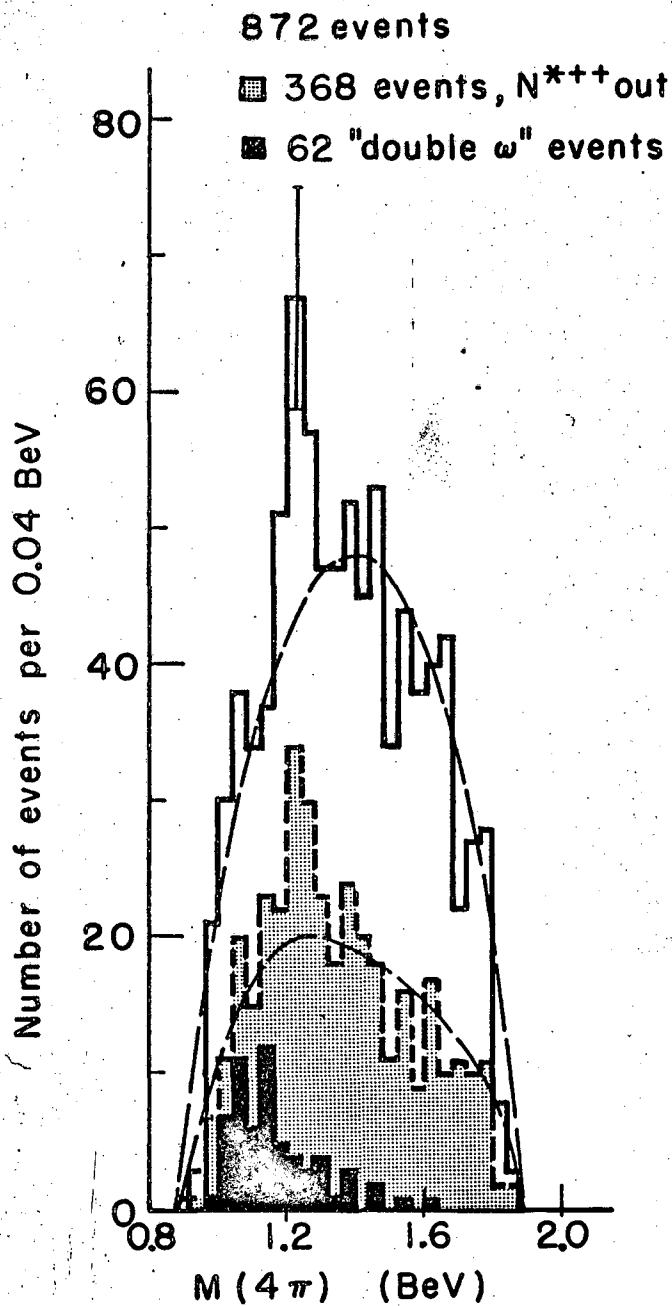


Fig. 3

MUB-6160

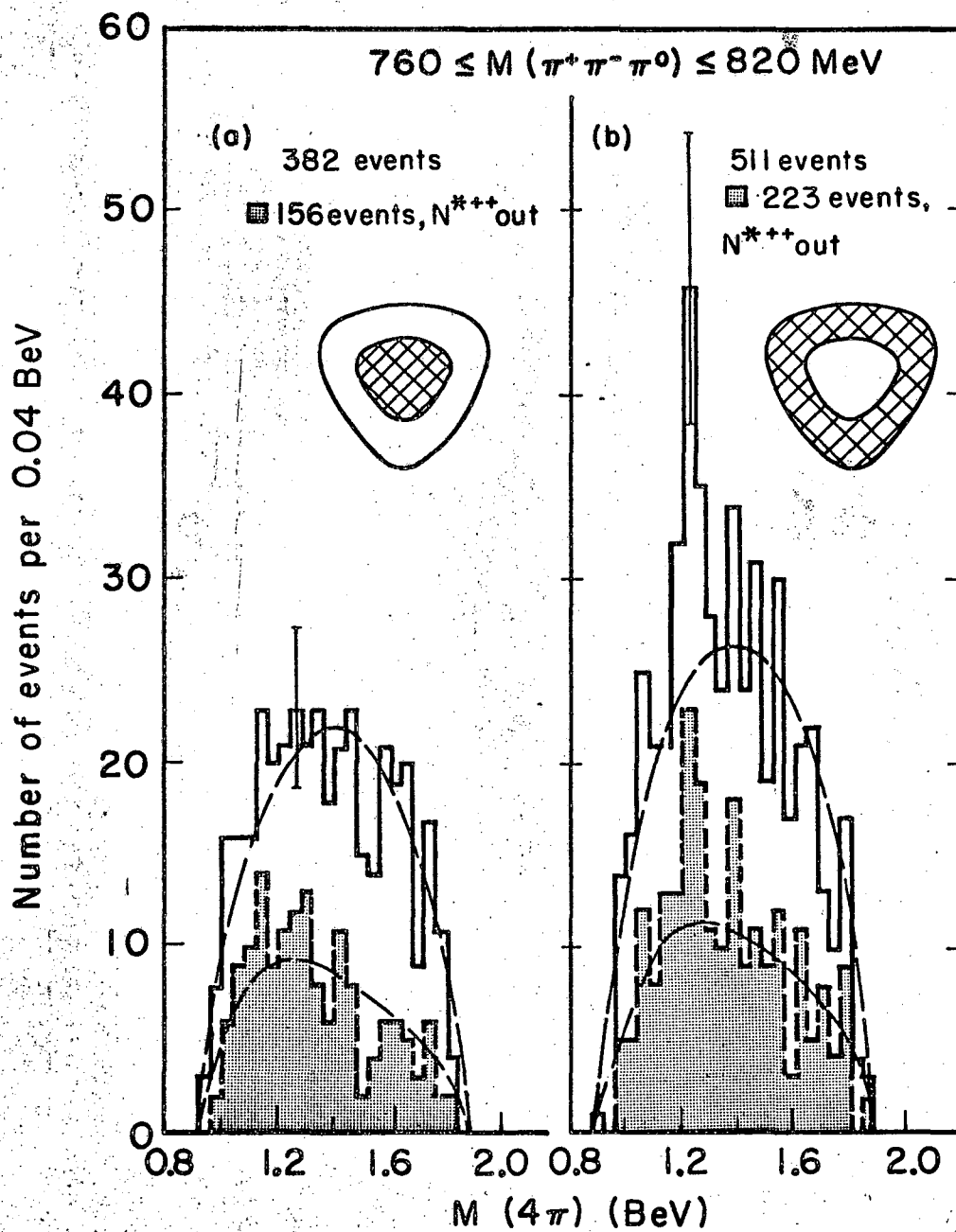


Fig. 4

MUB-6031

This report was prepared as an account of Government sponsored work. Neither the United States, nor the Commission, nor any person acting on behalf of the Commission:

- A. Makes any warranty or representation, expressed or implied, with respect to the accuracy, completeness, or usefulness of the information contained in this report, or that the use of any information, apparatus, method, or process disclosed in this report may not infringe privately owned rights; or
- B. Assumes any liabilities with respect to the use of, or for damages resulting from the use of any information, apparatus, method, or process disclosed in this report.

As used in the above, "person acting on behalf of the Commission" includes any employee or contractor of the Commission, or employee of such contractor, to the extent that such employee or contractor of the Commission, or employee of such contractor prepares, disseminates, or provides access to, any information pursuant to his employment or contract with the Commission, or his employment with such contractor.

