

Lawrence Berkeley National Laboratory

Recent Work

Title

THE MASS 13 T = 3/2 QUARTET

Permalink

<https://escholarship.org/uc/item/8ch6v6s6>

Authors

Cerny, J.
Pehl, R.H.
Butler, G.
et al.

Publication Date

1965-12-01

University of California
Ernest O. Lawrence
Radiation Laboratory

THE MASS 13 $T = 3/2$ QUARTET

TWO-WEEK LOAN COPY

*This is a Library Circulating Copy
which may be borrowed for two weeks.
For a personal retention copy, call
Tech. Info. Division, Ext. 5545*

Berkeley, California

DISCLAIMER

This document was prepared as an account of work sponsored by the United States Government. While this document is believed to contain correct information, neither the United States Government nor any agency thereof, nor the Regents of the University of California, nor any of their employees, makes any warranty, express or implied, or assumes any legal responsibility for the accuracy, completeness, or usefulness of any information, apparatus, product, or process disclosed, or represents that its use would not infringe privately owned rights. Reference herein to any specific commercial product, process, or service by its trade name, trademark, manufacturer, or otherwise, does not necessarily constitute or imply its endorsement, recommendation, or favoring by the United States Government or any agency thereof, or the Regents of the University of California. The views and opinions of authors expressed herein do not necessarily state or reflect those of the United States Government or any agency thereof or the Regents of the University of California.

UNIVERSITY OF CALIFORNIA

Lawrence Radiation Laboratory
Berkeley, California

AEC Contract No. W-7405-eng-48

THE MASS $13 \text{ T} = 3/2$ QUARTET

J. Cerny, R. H. Pehl, G. Butler, D. G. Fleming, C. Maples, C. Detraz

December 1965

THE MASS $13 T = 3/2$ QUARTET*

J. Cerny, R. H. Pehl, G. Butler, D. G. Fleming, C. Maples, and C. Detraz**

Department of Chemistry and
Lawrence Radiation Laboratory
University of California
Berkeley, California

December 1965

The completion of isobaric multiplets of four or more members permits an independent test of the isobaric multiplet mass equation¹⁾, which is based on the assumption of charge independence of nuclear forces. A first such study²⁾ completed the mass nine $T = 3/2$ quartet through the determination of the mass of ^9C . We would like to report measurements of the lowest $T = 3/2$ states in ^{13}C , ^{13}N , and ^{13}O , thereby completing a second quartet.

It has been shown previously³⁾ that the (p,t) and $(p,^3\text{He})$ reactions are valuable spectroscopic tools in the study of high isospin states. We have used these reactions to locate the $T=3/2$ levels in ^{13}N and ^{13}C via the $^{15}\text{N}(p,t)$ and $^{15}\text{N}(p,^3\text{He})$ reactions. These experiments were performed with a 43.7 MeV proton beam from the Berkeley 88" cyclotron. Tritons and ^3He particles emitted from a pure ^{15}N gas target were simultaneously detected by a (dE/dx) - E counter telescope which fed a particle identifier⁴⁾. Figure 1 shows energy spectra for both the $^{15}\text{N}(p,t)^{13}\text{N}$ and $^{15}\text{N}(p,^3\text{He})^{13}\text{C}$ reactions with typical resolutions (FWHM) of 150 keV.

* Work performed under the auspices of the U. S. Atomic Energy Commission.

** CNRS and NATO fellow, visitor from Laboratoire Joliot-Curie de Physique Nucleaire, Orsay, France.

The lowest $T=3/2$ states in ^{13}C and ^{13}N are expected to lie near 15.3 MeV excitation, as calculated from the ^{13}B mass after correction for Coulomb energy and neutron-hydrogen atom mass differences. As previously reported⁵⁾, two new states near 15 MeV excitation are observed in these reactions—they are the presumed $T=3/2$ ground state analogs and lie at 15.065 ± 0.037 and 15.103 ± 0.045 MeV in ^{13}N and ^{13}C , respectively. These new analog states are sharp, with a resolution comparable to that of the respective ground state transitions; this is consistent with a $T=3/2$ assignment since there are no $T=3/2$ channels energetically available for decay.

The angular distributions confirm these assignments. To first order, the $(p, ^3\text{He})$ reaction proceeds via the pick-up of a $^1\text{S}, T=1$ or $^3\text{S}, T=0$ neutron-proton pair whereas the (p, t) reaction is restricted to $^1\text{S}, T=1$ two-neutron pick-up. Therefore, one might in general expect the angular distributions of the $T=1/2$ mirror states of ^{13}C and ^{13}N formed in these reactions to differ in shape and/or magnitude. Marked differences are generally observed in such transitions, as exemplified by the ground state transitions shown in Fig. 2. However, assuming the charge independence of nuclear forces, transitions to the analog states proceed from identical initial states to identical final states through only $^1\text{S}, T=1$ pick-up of the two nucleons. Since these $T=3/2$ states, analogs of the known ^{13}B ground state $(3/2^-)^{6)}$, must also be $3/2^-$, conservation of angular momentum and parity restrict the transitions populating them to an $L=2$ transfer. (Angular distributions to known states in ^{13}N requiring solely $L=0$ or $L=2$ transfer are shown in Fig. 2 for comparison.) Identical cross sections with $L=2$ behavior are therefore expected for these analog transitions, after isospin coupling and phase space corrections³⁾. Indeed, Fig. 2 shows

that the angular distributions in question are essentially identical and that both distributions show the same structure as the known L=2 transfer to the $^{13}\text{N}(7.38 \text{ MeV}, 5/2^-)$ state ⁷⁾.

The ($^3\text{He}, ^6\text{He}$) reaction has been used previously ²⁾ to obtain the mass of ^9C and was employed here to measure the ^{13}O ground state mass, thus completing the quartet. A 65.3 MeV ^3He beam was focused on an ^{16}O gas target from which emergent ^6He particles were separated by means of a particle identifier (general experimental details are given in reference 2). Typical resolutions (FWHM) were 250 keV. Simultaneous measurement of the ^6Li spectra, in conjunction with a ^6He - ^6Li vs. pulser calibration, permitted absolute energy measurements.

The particle stability of ^{13}O has been predicted ⁸⁾ and ^{13}O has been recently observed as a delayed proton emitter ⁹⁾. A mass-excess of about 23.0 MeV on the ^{12}C scale is expected. Fig. 3 presents typical $^{16}\text{O}(^3\text{He}, ^6\text{He})^{13}\text{O}$ and $^{16}\text{O}(^3\text{He}, ^6\text{Li})^{13}\text{N}$ energy spectra. Although there is a fairly high background, one can clearly see the sharp ground state transition in the ^6He spectrum. The average cross section for measurements at four angles between 10 and 20 degrees (lab) was only 1 $\mu\text{b}/\text{sr}$. The experimental mass excess of ^{13}O was found to be $23.11 \pm 0.07 \text{ MeV}$.

Within the framework of charge independence of nuclear forces, the masses of the members of an isobaric multiplet are related by ¹⁾

$$M = \underline{a} + \underline{b}T_z + \underline{c}T_z^2$$

This equation can now be tested by predicting the ^{13}O mass from the masses of the other three members of the multiplet. Using our experimental excitations

($^{13}\text{N}, T=3/2$ at 15.065 ± 0.037 and $^{13}\text{C}, T=3/2$ at 15.103 ± 0.045 MeV), and the ground state mass-excess of ^{13}B (16.562 ± 0.004 MeV¹⁰), the mass-excess of ^{13}O is calculated to be 23.11 ± 0.18 MeV. Though the agreement is excellent, the error on the predicted mass is large. Better error limits can be obtained by noting (1) a recent measurement of the $^{14}\text{C}({}^3\text{He}, \alpha)^{13}\text{C}$ reaction¹¹⁾ which populated a sharp state at 15.108 ± 0.014 MeV (which the above has shown to be the lowest $T=3/2$ state) and (2) a measurement using the $^{11}\text{B}({}^3\text{He}, n)^{13}\text{N}$ reaction¹²⁾ observing a sharp state at 15.068 ± 0.008 MeV. These data predict a mass excess for ^{13}O of 23.10 ± 0.05 MeV. Essentially complete agreement is also observed in the mass nine quartet²⁾ where a remeasurement of the ^9C mass-excess gave 28.99 ± 0.07 MeV instead of the earlier 28.95 ± 0.15 MeV²⁾; the prediction for ^9C using the mass equation is 29.00 ± 0.05 MeV.

The above results comprise the most rigorous test of the isobaric multiplet mass equation to date; the data are sufficient to show that the coefficient of a possible term $\frac{d}{Z}T^3$ in the mass equation is no greater than order $(Z\alpha)_c$. (Unfortunately, no explicit theoretical estimate of the expected magnitude of d is available.) This accuracy is clearly sufficient to guide experimental searches for missing members of isobaric multiplets, such as, for example,³⁾ the $T=2$ states in ^{16}F and ^{16}Ne . However, as noted earlier^{2,13)}, the best method of investigating a charge dependence of nuclear forces through use of the mass equation still remains a detailed study of the mass and/or isospin dependence of the b and c coefficients as more data become available.

REFERENCES

- (1) D. A. Wilkinson, Phys. Letters 12 (1964) 348; E. P. Wigner and E. Feenberg, Rept. Progr. Phys. 8 (1941) 274; S. Weinberg and S. B. Treiman, Phys. Rev. 116 (1959) 465; E. P. Wigner, Proceedings of the Robert A. Welch Foundation Conference on Chemical Research, Vol. I, Chapt. IV (1957) 86 (unpublished).
- (2) J. Cerny, R. H. Pehl, F. S. Goulding and D. A. Landis, Phys. Rev. Letters 13 (1964) 726.
- (3) J. Cerny and R. H. Pehl, Phys. Rev. Letters 12 (1964) 619; J. Cerny, R. H. Pehl and G. T. Garvey, Phys. Letters 12 (1964) 334.
- (4) F. S. Goulding, D. A. Landis, J. Cerny and R. H. Pehl, Nucl. Instr. and Methods 31 (1964) 1.
- (5) J. Cerny, R. H. Pehl, D. G. Fleming and C. C. Maples, Bull. Am. Phys. Soc. 9 (1964) 704.
- (6) A. Marques, A. J. P. L. Policorpo, and W. R. Phillips, Nucl. Phys. 36 (1962) 45.
- (7) F. C. Barker, G. D. Symons, N. W. Tanner and P. B. Treacy, Nucl. Phys. 45 (1963) 449.
- (8) A. I. Baz, V. I. Goldanskii, Ya. B. Zeldovich, Usp. Fiz. Nauk 3 (1961) 211 translated: Soviet Phys. Uspekhi 3 (1961) 729; J. Janecke, Nucl. Phys. 61 (1965) 326.
- (9) R. McPherson, R. A. Esterlund, A. M. Poskanzer and P. L. Reeder, Phys. Rev., to be published.
- (10) J. H. E. Mattauch, W. Thiele, and A. H. Wapstra, Nucl. Phys. 67 (1965) 1.
- (11) G. Ball and J. Cerny, to be published.
- (12) E. Adelberger and C. A. Barnes, Bull. Am. Phys. Soc. 10 (1965) 1195.
- (13) D. H. Wilkinson, Phys. Rev. Letters 13 (1964) 571.



FIGURE CAPTIONS

Fig. 1. Energy spectra of the $^{15}\text{N}(p,t)^{13}\text{N}$ and $^{15}\text{N}(p,^3\text{He})^{13}\text{C}$ reactions at 22° .

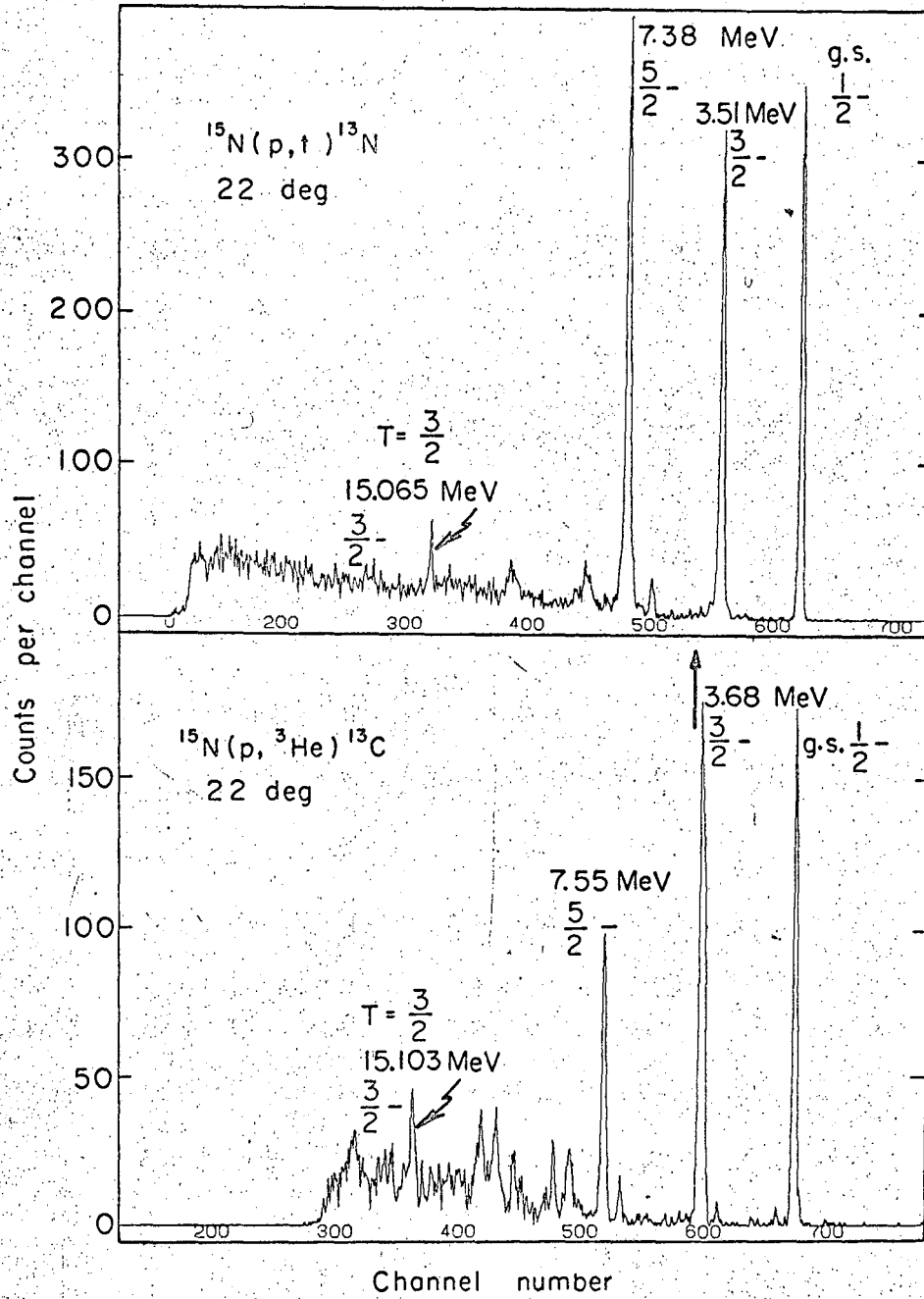
The spectra have been adjusted to match the ground state channels. There is a nonlinearity in the triton spectrum at the higher energies.

Fig. 2. a) Angular distributions of the $^{15}\text{N}(p,t)^{13}\text{N}$ transitions to the ground ($1/2^-$) and 7.38-MeV ($5/2^-$) levels and the angular distribution of the $^{15}\text{N}(p,^3\text{He})^{13}\text{C}$ g.s. ($1/2^-$) transition.

b) Angular distributions for the $T=3/2$ states at 15.065 MeV in ^{13}N and 15.103 MeV in ^{13}C . The cross sections for the ^{13}C transition have been corrected for phase-space and isospin coupling ³⁾ by the factor of 0.924.

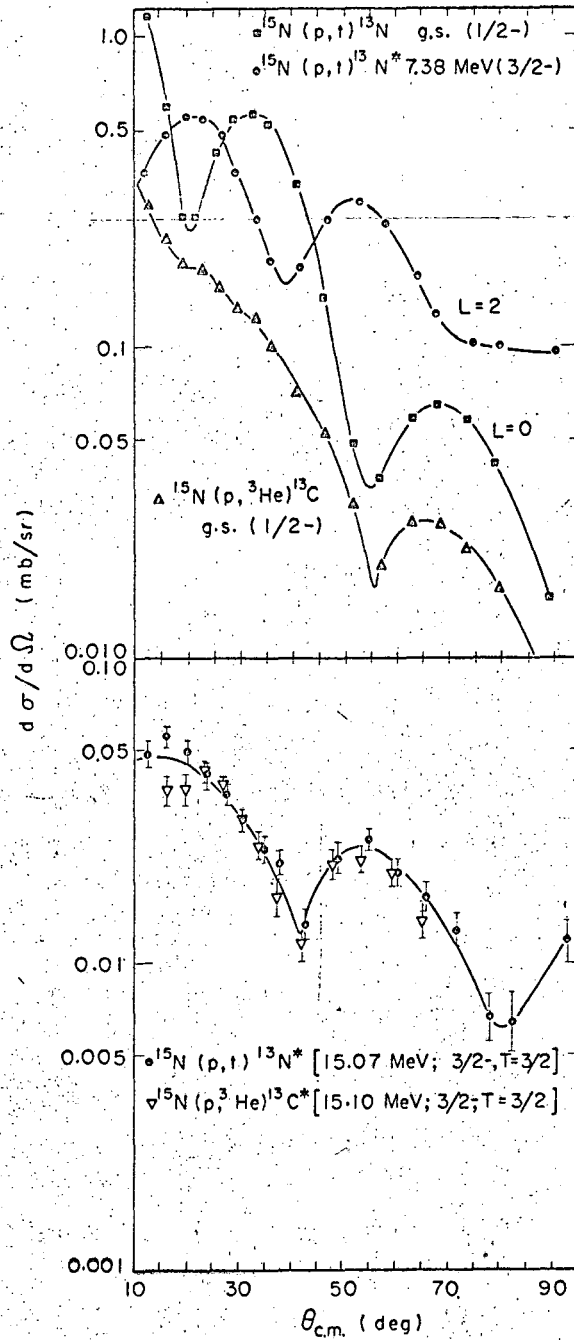
The error bars are based on counting statistics only.

Fig. 3. Energy spectra for the $^{16}\text{O}(^3\text{He},^6\text{He})^{13}\text{O}$ and $^{16}\text{O}(^3\text{He},^6\text{Li})^{13}\text{N}$ reactions at 12° .



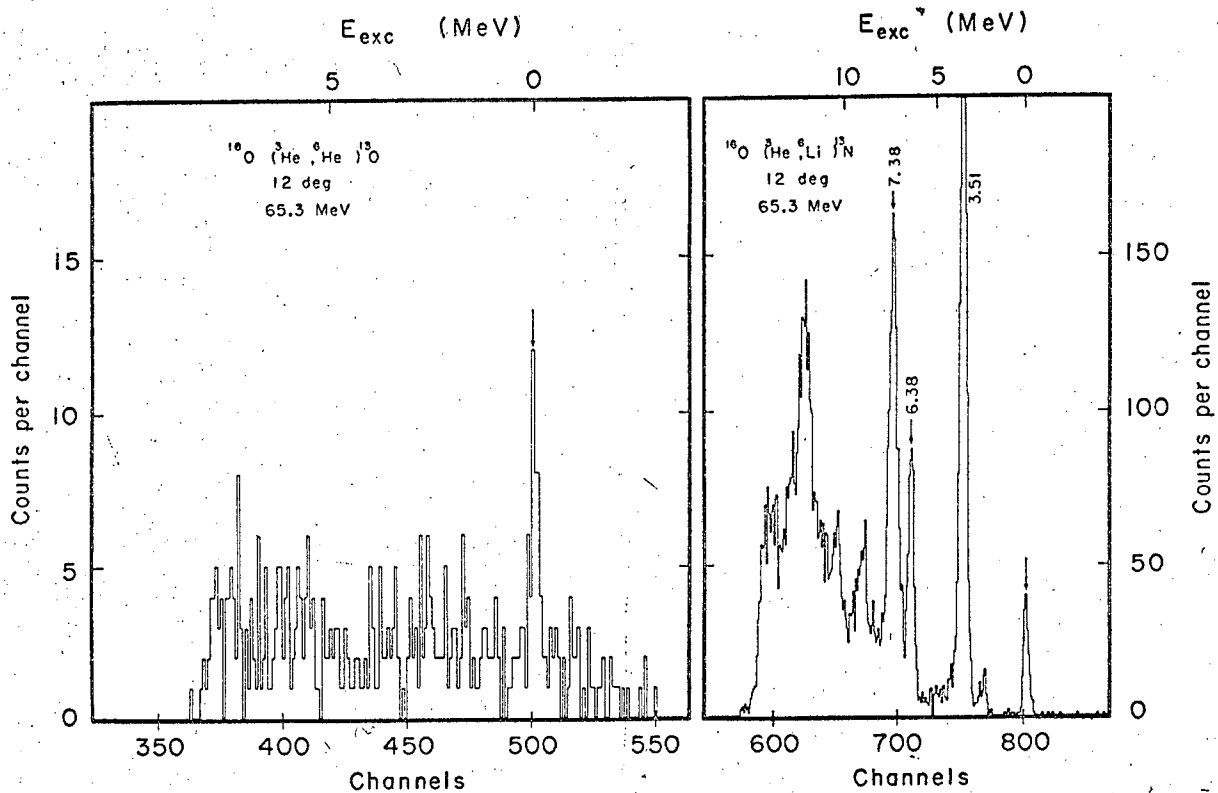
MUB-4742

Fig. 1



MUB-8781

Fig. 2



MUB-5577

Fig. 3

This report was prepared as an account of Government sponsored work. Neither the United States, nor the Commission, nor any person acting on behalf of the Commission:

- A. Makes any warranty or representation, expressed or implied, with respect to the accuracy, completeness, or usefulness of the information contained in this report, or that the use of any information, apparatus, method, or process disclosed in this report may not infringe privately owned rights; or
- B. Assumes any liabilities with respect to the use of, or for damages resulting from the use of any information, apparatus, method, or process disclosed in this report.

As used in the above, "person acting on behalf of the Commission" includes any employee or contractor of the Commission, or employee of such contractor, to the extent that such employee or contractor of the Commission, or employee of such contractor prepares, disseminates, or provides access to, any information pursuant to his employment or contract with the Commission, or his employment with such contractor.

