

UCLA

UCLA Previously Published Works

Title

Search for heavy Majorana neutrinos in $e^\pm e^\pm +$ jets and $e^\pm \mu^\pm +$ jets events in proton-proton collisions at $s=8$ TeV

Permalink

<https://escholarship.org/uc/item/80s617b2>

Journal

Journal of High Energy Physics, 2016(4)

ISSN

1126-6708

Authors

The CMS collaboration
Khachatryan, V
Sirunyan, AM
[et al.](#)

Publication Date

2016-04-01

DOI

10.1007/jhep04(2016)169

Peer reviewed

Search for heavy Majorana neutrinos in $e^\pm e^\pm + \text{jets}$ and $e^\pm \mu^\pm + \text{jets}$ events in proton-proton collisions at $\sqrt{s} = 8 \text{ TeV}$



The CMS collaboration

E-mail: cms-publication-committee-chair@cern.ch

ABSTRACT: A search is performed for heavy Majorana neutrinos (N) decaying into a W boson and a lepton using the CMS detector at the Large Hadron Collider. A signature of two jets and either two same sign electrons or a same sign electron-muon pair is searched for using 19.7 fb^{-1} of data collected during 2012 in proton-proton collisions at a centre-of-mass energy of 8 TeV . The data are found to be consistent with the expected standard model (SM) background and, in the context of a Type-1 seesaw mechanism, upper limits are set on the cross section times branching fraction for production of heavy Majorana neutrinos in the mass range between 40 and 500 GeV . The results are additionally interpreted as limits on the mixing between the heavy Majorana neutrinos and the SM neutrinos. In the mass range considered, the upper limits range between 0.00015 – 0.72 for $|V_{eN}|^2$ and 6.6×10^{-5} – 0.47 for $|V_{eN}V_{\mu N}^*|^2/(|V_{eN}|^2 + |V_{\mu N}|^2)$, where $V_{\ell N}$ is the mixing element describing the mixing of the heavy neutrino with the SM neutrino of flavour ℓ . These limits are the most restrictive direct limits for heavy Majorana neutrino masses above 200 GeV .

KEYWORDS: Beyond Standard Model, Hadron-Hadron scattering (experiments)

ARXIV EPRINT: [1603.02248](https://arxiv.org/abs/1603.02248)

Contents

1	Introduction	1
2	CMS detector and simulation	4
3	Data sample and event selection	5
3.1	Event reconstruction	5
3.2	Preselection criteria	6
3.3	Selection criteria for signal region	6
4	Background estimation	7
4.1	Background from prompt same-sign leptons	7
4.2	Background from misidentified leptons	9
4.3	Background from opposite-sign leptons	10
4.4	Validation of background estimates	11
5	Systematic uncertainties	12
5.1	Background uncertainties	13
5.2	Simulation uncertainties	13
6	Results	13
7	Summary	19
	The CMS collaboration	25

1 Introduction

The discovery of neutrino oscillations established that neutrinos have non-zero masses and hints at possible physics beyond the standard model (SM). Results from various neutrino oscillation experiments together with cosmological constraints imply very small neutrino masses [1]. The leading model that naturally generates light neutrino masses is the so-called “seesaw” mechanism, which can be realized in several different schemes [2–12]. In the simplest model, the smallness of the observed neutrino masses is due to a heavy neutrino state N . In this model the SM neutrino mass is given by $m_\nu \sim y_\nu^2 v^2 / m_N$, where y_ν is a Yukawa coupling, v is the Higgs vacuum expectation value in the SM, and m_N is the mass of the heavy neutrino state. If the seesaw mechanism were to explain the masses of the known neutrinos, both the light and the heavy neutrinos would have to be Majorana particles, so processes that violate lepton number conservation by two units would be

possible. Therefore, searches for heavy Majorana neutrinos using hadron colliders are very important in resolving the nature of neutrinos and the origin of neutrino masses.

In this paper a search for heavy Majorana neutrinos using a phenomenological approach [13–20] is described. A Type-1 seesaw model is considered based on refs. [18–20] with at least one heavy neutrino that mixes with the SM neutrinos, with m_N and $V_{\ell N}$ as free parameters of the model. Here $V_{\ell N}$ is a mixing element describing the mixing between the heavy Majorana neutrino and the SM neutrino of flavour ℓ .

Previous direct searches for heavy Majorana neutrinos have been reported by the DELPHI [21] and L3 [22, 23] collaborations at LEP. They searched for $e^+e^- \rightarrow N\nu_\ell$, where ν_ℓ is any SM neutrino ($\ell = e, \mu, \text{ or } \tau$), from which they set limits on the mixing element squared $|V_{\ell N}|^2$. For $\ell = \mu, \tau$ the limits are set for $m_N < 90$ GeV, while for $\ell = e$ the limits extend to $m_N < 200$ GeV. Several experiments have obtained limits for low neutrino masses ($m_N < 5$ GeV), including the LHCb Collaboration [24] at the LHC, which set limits on the mixing of a heavy neutrino with a SM muon neutrino. The searches by L3, DELPHI, and LHCb include the possibility of a heavy-neutrino lifetime sufficiently long that the decay vertex is displaced from the interaction point, while in the search reported here it is assumed that the N decays with no significant displacement of the vertex since in the mass range of this search ($m_N > 40$ GeV) the theoretical decay length is less than 10^{-11} m [20].

Precision electroweak measurements have been used to constrain the mixing elements

$$\Omega_{\ell\ell'} = \sum_{j=1}^n V_{\ell N_j} V_{\ell' N_j}^*, \tag{1.1}$$

where j runs over heavy neutrino flavour states [19], resulting in indirect 90% confidence level limits of

$$\Omega_{ee} = \sum_j |V_{eN_j}|^2 < 0.003, \quad \Omega_{\mu\mu} = \sum_j |V_{\mu N_j}|^2 < 0.003, \quad \Omega_{\tau\tau} = \sum_j |V_{\tau N_j}|^2 < 0.006, \tag{1.2}$$

which are independent of m_N [25]. Further restrictions are set on the mixings from flavour changing neutral current processes. These bounds depend on the mass of the heavy neutrinos. For $m_N = 10$ GeV the limit $|\Omega_{e\mu}| = |\sum_j V_{eN_j} V_{\mu N_j}^*| \leq 0.015$ was set, while for the case that $m_{N_j}^2 \gg m_W^2 \gg |V_{\ell N_j}|^2 m_{N_j}^2$, a more stringent limit of $|\Omega_{e\mu}| \leq 0.0001$ was set [20]. Additionally, for the mixing of the Majorana neutrino with the SM electron neutrino, the limits from neutrinoless double beta decay are [26]

$$\sum_{j=1}^n |V_{eN_j}|^2 \frac{1}{m_{N_j}} < 5 \times 10^{-8} \text{ GeV}^{-1}, \tag{1.3}$$

where j runs over heavy neutrino flavour states. However, the neutrinoless double beta decay experiments can only set limits on mixing with first generation leptons. Collider experiments on the other hand can also search for mixing with second and third generation fermions. If V_{eN_j} saturates Ω_{ee} in eq. (1.2), the limit on V_{eN} from neutrinoless double beta decay can be satisfied either by demanding that m_N is beyond the TeV scale, or

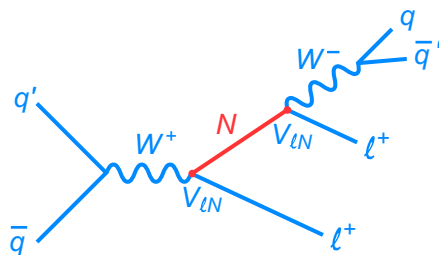


Figure 1. The Feynman diagram for resonant production of a Majorana neutrino (N). The charge-conjugate diagram results in a $\ell^-\ell^-\bar{q}q'$ final state.

that there are cancellations among the different terms in eq. (1.3), as may happen in certain models [27]. Other models with heavy neutrinos have also been examined. The ATLAS and CMS collaborations at the LHC have reported limits on heavy Majorana neutrino production in the context of the Left-Right Symmetric Model [28, 29]. The ATLAS experiment also set limits based on an effective Lagrangian approach [28].

Because of the Majorana nature of the heavy neutrino considered here, both opposite- and same-sign lepton pairs can be produced. This search concentrates on the same-sign dilepton signatures since these final states have very low SM backgrounds. In addition to these leptons, the Majorana neutrino also produces an accompanying W boson when it decays. We search for W decays to two jets, as this allows reconstruction of the mass of the heavy neutrino without missing any transverse momentum associated with SM neutrinos.

The dominant production mode of the heavy neutrino under consideration is shown in figure 1. In this process the heavy Majorana neutrino is produced by s-channel production of a W boson, which decays via $W^+ \rightarrow N\ell^+$. The N can decay via $N \rightarrow W^-\ell^+$ with $W^- \rightarrow q\bar{q}'$, resulting in a $\ell^+\ell^+q\bar{q}'$ final state. The charge-conjugate decay chain also contributes and results in a $\ell^-\ell^-\bar{q}q'$ final state. In the this analysis, only $\ell = e$ or μ is considered. In a previous publication [30] by the CMS Collaboration a search for heavy neutrinos in events with a dimuon final state was reported. In the present paper the search is expanded to include events with $e^\pm e^\pm q\bar{q}'$ and $e^\pm \mu^\pm q\bar{q}'$ final states. These decay modes are referred to as the dielectron and electron-muon channels, respectively. The lowest order parton subprocess cross section $\hat{\sigma}(\hat{s})$ for $q\bar{q}' \rightarrow (W^\pm)^* \rightarrow N\ell^\pm$ at a parton center-of-mass energy $\sqrt{\hat{s}}$ is given by is given [31] by:

$$\hat{\sigma}(\hat{s}) = \frac{\pi\alpha_W^2}{72\hat{s}^2 \left[\hat{s} - (m_W - \frac{i}{2}\Gamma_W)^2 \right]} |V_{\ell N}|^2 (\hat{s} - m_N^2)^2 (2\hat{s} + m_N^2), \quad (1.4)$$

where α_W is the weak coupling constant, and m_W and Γ_W are the W boson mass and width, respectively.

Observation of a $\ell^-\ell^{(\prime)-}q\bar{q}'$ signature would constitute direct evidence of lepton number violation. The study of this process in different dilepton channels brings greater likelihood for the discovery of a Majorana neutrino, and constrains the mixing elements. The dielectron and electron-muon channels allow constraints to be set on $|V_{eN}|^2$ and $|V_{eN}V_{\mu N}^*|^2/(|V_{eN}|^2 + |V_{\mu N}|^2)$, respectively.

In a previous publication, a search for a heavy neutrino with mass less than 200 GeV was performed by the CMS Collaboration using dielectron and dimuon events at $\sqrt{s} = 7$ TeV [32]. The CMS experiment also searched for a heavy neutrino with mass up to 500 GeV using the dimuon channel at $\sqrt{s} = 8$ TeV [30]. The search has also been performed by ATLAS using 8 TeV data for masses up to 500 GeV [33]. While these results constrain $|V_{\mu N}|^2$ and $|V_{eN}|^2$, there are no current direct limits on $|V_{eN}V_{\mu N}^*|^2/(|V_{eN}|^2 + |V_{\mu N}|^2)$.

In this paper, an updated search for a heavy Majorana neutrino in the dielectron channel and a new search in the electron-muon channel are presented using CMS data collected in 2012 at $\sqrt{s} = 8$ TeV. We search for events with either two electrons or one electron and one muon, both of the same-sign electric charge, and in both cases at least two accompanying jets are required. Heavy neutrinos with a mass in the range of 40 to 500 GeV are considered.

There are three potential sources of same-sign dilepton backgrounds: SM sources in which two prompt same-sign leptons are produced (e.g. WZ production), events resulting from misidentified leptons, and opposite-sign dilepton events (e.g. from $Z \rightarrow \ell^+\ell^-$, $WW \rightarrow \ell^+\nu\ell^-\nu$) in which the charge of one of the leptons is mismeasured. The latter source is negligible for the electron-muon channel but is an important background in the dielectron channel.

2 CMS detector and simulation

The central feature of the CMS detector is a superconducting solenoid with an internal radius of 3 m. The solenoid provides a magnetic field of 3.8 T. Within the solenoid volume are a silicon pixel and strip tracker, a lead tungstate crystal electromagnetic calorimeter (ECAL), and a brass and scintillator hadron calorimeter, each composed of a barrel and two endcap sections. Muons are measured in gas ionization detectors embedded in the steel flux-return yoke outside the solenoid. Extensive forward calorimetry complements the coverage in pseudorapidity provided by the barrel and endcap detectors, where pseudorapidity is defined as $\eta = -\ln[\tan(\theta/2)]$. A two-tier triggering system selects the most interesting events for offline analysis. A more detailed description of the CMS detector, as well as definitions of the coordinate system used, can be found in ref. [34].

Several samples of simulated SM processes, which include a full treatment of the pp collisions, were used. These samples include the full simulation of the CMS detector based on GEANT4 [35] and are reconstructed using the same CMS software as used for data. To ensure correct simulation of the number of additional interactions per bunch crossing (pileup), simulated events are mixed with multiple simulated minimum bias events. Each simulated event is then weighted such that the distribution of pileup interactions in the simulation matches that in the data.

A number of Monte Carlo (MC) event generators are used to simulate signal and background events: ALPGEN v2.14 [36], MADGRAPH v5.1.3.30 [37] and PYTHIA v6.4.22 [38]. In order to simulate heavy Majorana neutrino events, a leading-order (LO) event generator described in ref. [19] is used, which was implemented in ALPGEN v2.14 with the CTEQ6M parton distribution functions (PDFs) [39]. Parton showering and hadronization are simu-

lated using PYTHIA v6.4.22. The PYTHIA v6.4.22 generator is used to model the production of WZ and ZZ with fully leptonic final states. Events from double W-strahlung and double parton scatterings as well as triboson and $t\bar{t}$ plus boson ($t\bar{t}W$, $t\bar{t}Z$, $t\bar{t}WW$) are generated with MADGRAPH v5.1.3.30.

For production of same-sign same-flavour final states, $pp \rightarrow N\ell^\pm \rightarrow \ell^\pm\ell^\pm q\bar{q}'$, the heavy Majorana neutrino cross section is proportional to $|V_{\ell N}|^2$ and is strongly dependent on m_N . The LO cross section at $\sqrt{s} = 8$ TeV with $|V_{\ell N}|^2 = 1$ has a value of 1515 pb for $m_N = 40$ GeV. The cross section is 3.56 pb for $m_N = 100$ GeV, and drops to 2.15 fb for $m_N = 500$ GeV [19]. The LO cross section is scaled by a factor of 1.34 to account for higher-order corrections, based on the next-to-next-to-leading-order calculation in FEWZ [40, 41] for s -channel W' production, which has the same production kinematics as the signal.

3 Data sample and event selection

The events used for analysis were selected from proton-proton collisions with an integrated luminosity of 19.7 fb^{-1} collected by the CMS detector in 2012.

3.1 Event reconstruction

This analysis uses reconstructed muons, electrons, jets, and a measurement of the missing transverse energy in the event.

Leptons, jets, and missing transverse energy in the event are reconstructed using a particle-flow event algorithm [42, 43]. The missing transverse momentum vector is defined as the projection on the plane perpendicular to the beams of the negative vector sum of the momenta of all reconstructed particles in an event. Its magnitude is referred to as E_T^{miss} . Jets are reconstructed by forming clusters of particle-flow candidates based on the anti- k_T algorithm [44], with a distance parameter of 0.5. Standard jet identification procedures are applied to suppress jets from calorimeter noise and beam halo. Contributions from pileup are estimated using the jet area method [45, 46] and are subtracted from the jet p_T . The energy of reconstructed jets is corrected based on the results of simulation and data studies [47].

Events used in this search are selected using dilepton triggers, requiring the highest- p_T (“leading”) lepton to have $p_T > 17$ GeV and the second highest- p_T (“trailing”) lepton to have $p_T > 8$ GeV. The trigger efficiency, measured using events collected with hadronic triggers, is $0.96_{-0.06}^{+0.04}$ for ee pairs where the trailing electron has $p_T > 30$ GeV, and decreases to 0.92 ± 0.06 for $15 < p_T < 30$ GeV. The $e\mu$ trigger efficiency is 0.93 ± 0.06 .

Additional selections are performed after the trigger requirements to ensure the presence of identified leptons and jets. Events are first required to have a reconstructed pp interaction vertex (primary vertex) identified as the reconstructed vertex with the largest value of Σp_T^2 for its associated charged particle tracks reconstructed in the tracking detectors [48].

Electron (muon) candidates are required to have $|\eta| < 2.5$ (2.4) and must be consistent with originating from the primary vertex. Electron candidates must pass a number of identification requirements on the shower shape, track quality, and matching between the track and calorimeter energy deposit [49]. Electrons must also not be consistent with

originating from a photon conversion. The electrons must be well isolated from other activity in the event, which is ensured by requiring their relative isolation parameter (I_{rel}) to be less than 0.09 (0.05) in the barrel (endcap). Here I_{rel} is defined as the scalar sum of transverse energy of the reconstructed particles present within $\Delta R = \sqrt{(\Delta\eta)^2 + (\Delta\phi)^2} < 0.3$ of the candidate's direction, where ϕ is the azimuthal angle, excluding the candidate itself, divided by the lepton candidate p_{T} . To ensure reliable determination of the electron charge, two independent measurements of the charge are considered. One method uses the curvature of the associated track measured in the silicon tracker. The other method compares the azimuthal angle between the vector joining the nominal interaction point and the ECAL cluster position, and the vector joining the nominal interaction point and the innermost hit of the track. The two methods are required to give consistent results.

Muon candidates are required to satisfy specific track quality and calorimeter deposition requirements [50]. Muon candidates must also be isolated from other activity in the event, which is ensured by requiring I_{rel} to be less than 0.05. Both electrons and muons are required to be well separated from jets, such that $\Delta R(\ell, \text{jet}) > 0.4$. The lepton selection criteria are the same as those used in ref. [51] except for the more stringent requirement on I_{rel} for both electrons and muons.

3.2 Preselection criteria

At the preselection stage, events are required to contain two same-sign leptons. The leading (trailing) lepton is required to have $p_{\text{T}} > 20$ (15) GeV. The invariant mass of the dilepton pair is required to be above 10 GeV. For dielectron events a 20 GeV mass range centred on the Z boson mass is excluded to reject background from Z boson decays in which one electron charge is mismeasured. In order to suppress backgrounds from diboson production, such as WZ, events with a third lepton identified using a looser set of requirements and with $p_{\text{T}} > 10$ GeV are removed. Preselection events are required to have two or more jets that have $p_{\text{T}} > 20$ GeV and $|\eta| < 2.5$. To reduce backgrounds from top quark decays, events in which one of the jets is identified as originating from a bottom quark (b tagged) are rejected, where the medium working point of the combined secondary vertex tagger [52] has been used. The b tagging efficiency is approximately 70% with a misidentification probability for light-parton jets of 1.5%.

3.3 Selection criteria for signal region

Depending on the m_{N} hypothesis, signal events from heavy neutrino decays have different kinematic properties. In the low mass search region ($m_{\text{N}} < m_{\text{W}}$), the W boson propagator that produces the heavy neutrino in figure 1 is on-shell and the final state system of dileptons and two jets should have an invariant mass close to the W mass. In the high mass search region ($m_{\text{N}} > m_{\text{W}}$), the W boson propagator is off-shell but the W boson from the heavy neutrino decay is on-shell, so the invariant mass of the two jets from the W will be close to the W mass. Therefore, two different selection criteria were developed, depending on the heavy neutrino mass hypothesis to obtain the best sensitivity. For this analyses the simulated mass points are divided into low-mass (< 90 GeV) and high-mass (≥ 90 GeV) search regions.

Region	E_T^{miss} (GeV)	$m(\ell^\pm\ell^\pm\text{jj})$ (GeV)	$m(\ell^\pm\ell^\pm)$ (GeV)	$m(\text{jj})$ (GeV)	p_T^{j1} (GeV)
Low-Mass	<30	<200	>10	<120	>20
High-Mass	<35	>80	>15	50–110	>30

Table 1. Selection requirements for the low- and high-mass signal regions.

The different selection requirements used for the low- and high-mass search regions are shown in table 1. In the low-mass search region, the following selections are imposed: $E_T^{\text{miss}} < 30$ GeV; the invariant mass of the two leptons and two jets is required to be less than 200 GeV, where the two jets chosen are those that give the invariant mass of the two leptons and two jets closest to m_W ; the dilepton invariant mass is required to be greater than 10 GeV; the invariant mass of the two jets is required to be less than 120 GeV; and the leading jet must have $p_T > 20$ GeV. In the high-mass search region the following selection cuts are used: $E_T^{\text{miss}} < 35$ GeV; the invariant mass of the two leptons and two jets is required to be greater than 80 GeV, the dilepton invariant mass is required to be greater than 15 GeV; the invariant mass of the two jets must satisfy $50 < m(\text{jj}) < 110$ GeV; and the leading jet must have $p_T > 30$ GeV. In both the low- and high-mass search regions, the upper threshold on E_T^{miss} suppresses SM background processes in which a W boson decays leptonically ($W \rightarrow \ell\nu$), including W+jet and $t\bar{t}$ production.

After applying the above selection criteria, the signal significance is optimized for each mass hypothesis with six variables using a figure of merit [53] defined as $\epsilon_S/(1+\delta B)$, where ϵ_S is the signal selection efficiency and δB is the uncertainty in the estimated background. The six variables used to optimize the signal selection are: the transverse momentum of the leading lepton $p_T^{\ell_1}$; the transverse momentum of the trailing lepton $p_T^{\ell_2}$; the transverse momentum of the leading jet p_T^{j1} ; the invariant mass of the two leptons and two selected jets $m(\ell\ell\text{jj})$; the invariant mass of the sub-leading lepton and two selected jets $m(\ell_2\text{jj})$; and the invariant mass of the two leptons $m(\ell\ell)$. Table 2 shows the optimized selection requirements for the dielectron and electron-muon channels, together with the overall signal acceptance. The overall signal acceptance ranges from 0.19–0.39% for $m_N = 40$ GeV to 14–17% for $m_N = 500$ GeV. Here, the lower acceptance at low m_N is due to the selection requirements on the p_T of the electrons and jets in a signal with very soft jets and electrons. The overall signal acceptance includes trigger efficiency, geometrical acceptance, and efficiencies of all selection criteria.

4 Background estimation

4.1 Background from prompt same-sign leptons

Background events that result in two genuine, prompt leptons with the same charge are referred to as the prompt lepton background. This background is estimated using simulation. The largest contribution comes from WZ and ZZ events. Events from double W-strahlung and double parton scattering are also considered, as well as triboson and $t\bar{t}$ plus boson

m_N (GeV)	$p_T^{\ell_1}$ (GeV)	$p_T^{\ell_2}$ (GeV)	$p_T^{j_1}$ (GeV)	$m(\ell^\pm\ell^\pm jj)$ (GeV)	$m(\ell_2 jj)$ (GeV)	$m(\ell^\pm\ell^\pm)$ (GeV)	Acc. \times Eff. (%)
ee channel:							
40	>20	>15	>20	80–160	<120	10–60	0.19 ± 0.01
50	>20	>15	>20	80–160	<120	10–60	0.26 ± 0.02
60	>20	>15	>20	80–160	<120	10–60	0.22 ± 0.01
70	>20	>15	>20	80–160	<120	10–60	0.09 ± 0.01
80	>20	>15	>20	80–160	<120	10–60	0.32 ± 0.02
90	>20	>15	>30	>120	60–120	>15	0.46 ± 0.03
100	>20	>15	>30	>120	80–120	>15	1.9 ± 0.1
125	>25	>25	>30	>140	105–145	>15	4.2 ± 0.1
150	>40	>25	>30	>195	125–175	>15	6.5 ± 0.1
175	>45	>30	>30	>235	155–200	>15	6.4 ± 0.1
200	>65	>40	>30	>280	160–255	>15	8.4 ± 0.1
250	>110	>40	>40	>300	—	>15	10.6 ± 0.1
300	>120	>40	>40	>320	—	>15	14.0 ± 0.2
350	>120	>40	>40	>360	—	>15	16.1 ± 0.2
400	>120	>40	>40	>360	—	>15	17.2 ± 0.2
500	>120	>40	>40	>360	—	>15	16.6 ± 0.2
$e\mu$ channel:							
40	>20	>15	>20	80–150	—	>10	0.39 ± 0.02
50	>20	>15	>20	80–150	—	>10	0.46 ± 0.02
60	>20	>15	>20	80–150	—	>10	0.38 ± 0.01
70	>20	>15	>20	80–150	—	>10	0.14 ± 0.01
80	>25	>15	>20	90–200	—	>10	0.58 ± 0.02
90	>40	>15	>30	>120	<130	>45	0.57 ± 0.02
100	>40	>30	>30	>130	<135	>45	1.71 ± 0.04
125	>40	>30	>30	>140	<160	>45	5.2 ± 0.1
150	>45	>30	>30	>150	<230	>45	9.5 ± 0.1
175	>60	>35	>35	>170	<240	>45	10.9 ± 0.1
200	>75	>35	>35	>200	<330	>45	11.9 ± 0.1
250	>80	>40	>35	>260	<390	>45	15.6 ± 0.1
300	>110	>40	>35	>310	<490	>45	16.0 ± 0.1
350	>110	>40	>35	>360	<550	>45	16.1 ± 0.1
400	>120	>40	>35	>380	<600	>45	16.2 ± 0.1
500	>120	>40	>35	>380	<700	>45	14.1 ± 0.1

Table 2. Selection requirements on discriminating variables determined by the optimization for each Majorana neutrino mass point. The last column shows the overall signal acceptance. Different selection criteria are used for low- and high-mass search regions. The “—” indicates that no selection requirement is made.

($t\bar{t}W$, $t\bar{t}Z$, $t\bar{t}WW$) production. Other rare processes include Higgs boson events in which the Higgs boson decays into neutral bosons ($H \rightarrow ZZ$), or $H \rightarrow WW$ contributions resulting from VH and $t\bar{t}H$ production. Backgrounds from WZ and ZZ events are estimated using the PYTHIA v6.4.22 generator, normalized to the next-to-leading order cross section, and MADGRAPH v5.1.3.30 for the remaining processes.

4.2 Background from misidentified leptons

The most important background source originates from events containing objects misidentified as prompt leptons. These originate from B hadron decays, light-quark or gluon jets as well as from photon conversions, and are typically not well isolated. The main components of this background are: multi-jet and γ +jet production, in which one or more jets are misidentified as leptons; $W(\rightarrow \ell\nu) + \text{jets}$ events, in which one of the jets is misidentified as a lepton; and $t\bar{t}$ decays, in which one of the top quark decays yields a prompt isolated lepton ($t \rightarrow Wb \rightarrow \ell\nu b$), and the other lepton of same charge arises from a b quark decay or a jet misidentified as an isolated prompt lepton.

Misidentified leptons are the dominant background for the low-mass search region. The simulation is not reliable in estimating this background for several reasons, including limited statistical precision (due to the small probability of a jet to be misidentified as a lepton) and inexact modeling of the parton showering process. Therefore, these backgrounds are estimated using control samples from collision data as described below.

An independent data sample enriched in multi-jet events (the “measurement” sample) is used to calculate the probability for a jet that passes minimal lepton selection requirements (“loose leptons”) to also pass the more stringent requirements used to define leptons selected in the full selection (“tight leptons”). This misidentification probability for the loose lepton is determined as a function of the lepton transverse momentum and pseudorapidity. This probability is used as a weight in the calculation of the background in events that pass all the signal selections except that one or both of the leptons fail the tight selection criteria, but pass the loose selection criteria. This sample is referred to as the “application” sample.

The misidentification probability is applied to the application sample by counting the number of events in which one lepton passes the tight selection, while the other lepton fails the tight selection but passes the loose selection ($N_{n\bar{n}}$), and the number of events in which both leptons fail the tight selection, but pass the loose criteria ($N_{\bar{n}\bar{n}}$). The total contribution to the signal sample (i.e. the number of events when both leptons pass the tight selection, N_{nn}), is then obtained by weighting events of type $n\bar{n}$ and $\bar{n}\bar{n}$ by the appropriate misidentification probability factors. To account for double counting a correction is made for $\bar{n}\bar{n}$ events that can also be $n\bar{n}$.

The measurement sample is selected by requiring a loose lepton and a jet, resulting in events that are mostly dijet events with one jet containing a lepton. Since prompt leptons from W or Z decays tend to have high probability to pass the tight lepton requirements, any contamination of these prompt leptons in the measurement sample can bias the misidentification probabilities. To prevent this, a number of cuts are applied to remove these prompt leptons: only one lepton is allowed and upper thresholds on missing transverse

energy ($E_T^{\text{miss}} < 20$ GeV) and the transverse mass ($m_T < 25$ GeV) are applied, where m_T is calculated using the lepton p_T and E_T^{miss} . These requirements suppress contamination from W and Z boson decays. The loose lepton and jet are also required to be separated in azimuth by $\Delta\phi > 2.5$. This jet is used as a tag and the loose lepton as a probe used to determine the misidentification probability. The transverse energy of the tag jet is an essential ingredient to calibrate the characteristics of the probe (loose lepton). It is determined from MC simulations that the signal region is well modelled by a requirement of $p_T > 40$ GeV on the tag jet, and therefore this is used to select the measurement sample.

Loose electrons (muons) are defined by relaxing the standard identification requirements as follows: the isolation requirement is relaxed from $I_{\text{rel}} < 0.09/0.05$ (0.05/0.05) in the barrel (endcap) regions to $I_{\text{rel}} < 0.6$ (0.4); the transverse impact parameter of the lepton track is relaxed from <0.10 (0.005) mm to <10 (2) mm; for muons, the χ^2 per degree of freedom of the muon track fit is relaxed from 10 to 50.

The method used to estimate the background from misidentified leptons is evaluated by checking the procedure using simulated event samples in which the true origin of the leptons, either from W or Z boson decays or from a quark decay, is known. The misidentification probabilities are obtained from multi-jet events (in simulation) and are used to estimate the misidentified lepton backgrounds in W + jets events, as well as in an independent multi-jet simulated sample. This check was done using an inclusive selection of two leptons and two jets. For a sample of multi-jet events with an integrated luminosity of 0.38 fb^{-1} , the number of true misidentified leptons is 4 in the dielectron channel, which agrees with the prediction of 5.0 ± 2.1 . For the W + jets simulation with an integrated luminosity of 1.54 fb^{-1} , the true numbers of events with a misidentified lepton in the dielectron and electron-muon channels are found to be 18 and 26, respectively, while the predicted numbers are 22.1 ± 7.2 and 25.3 ± 8.8 . Thus, the predicted backgrounds agree with the expectations within the uncertainties.

4.3 Background from opposite-sign leptons

To estimate backgrounds due to charge mismeasurement, the probability of mismeasuring the lepton charge is considered. The background due to mismeasurement of the muon charge was determined from simulation and from studies with cosmic ray muon data and found to be negligible in the p_T range of interest in this search. Therefore, only mismeasurement of the electron charge is considered.

The probability for mismeasuring the charge of a prompt electron is obtained from a simulation of $Z \rightarrow ee$ events and is parametrized as a function of $1/p_T^e$ separately for electrons in the barrel and endcap calorimeters. The average electron mismeasurement probability is found to be $(2.4 \pm 0.3) \times 10^{-5}$ in the central ECAL barrel region ($|\eta| < 0.9$), $(1.1 \pm 0.1) \times 10^{-4}$ at larger pseudorapidities in the ECAL barrel region ($0.9 < |\eta| < 1.5$), and $(3.2 \pm 0.2) \times 10^{-4}$ in the ECAL endcap region ($1.5 < |\eta| < 2.5$). The charge mismeasurement probabilities are then validated, separately for barrel and endcap. To validate the charge mismeasurement probability for the barrel (endcap) region, a control sample of $Z \rightarrow ee$ events in the data is selected, requiring both electrons to pass through the barrel (endcap) region and requiring the invariant mass of the electron pair to be between 76 and 106 GeV.

Channel	Region	Estimated Background	Observed
ee	Low-mass	21.4 ± 6.7	18
ee	High-mass	53.8 ± 15.3	44
$e\mu$	Low-mass	85.3 ± 21.8	68
$e\mu$	High-mass	145.7 ± 35.2	119

Table 3. Observed event yields and estimated backgrounds in the low- and high-mass control regions. The uncertainty in the background yield is the sum in quadrature of the statistical and systematic uncertainties.

The difference between the observed and predicted numbers of $e^\pm e^\pm$ events is used as a scale factor to account for mismodeling in the simulation. The scale factors in the barrel and endcap are found to be 1.22 ± 0.13 and 1.40 ± 0.21 respectively.

To validate the combined charge mismeasurement probability and scale factors, a control sample of $Z \rightarrow ee$ events in the data is again selected as described above but here requiring that one electron passes through the endcap and the other passes through the barrel region. The difference in the predicted and observed numbers of $e^\pm e^\pm$ events in this sample is 11%. The same procedure is performed using $Z \rightarrow ee$ events in the data but requiring that the event has only one jet, obtaining agreement within 10% between predicted background and data.

To estimate the background in the dielectron and electron-muon channels, a weight of W_{cm} is applied to data events with all signal region cuts applied, except that here the leptons are required to be oppositely charged. Here, W_{cm} is given by $W_{\text{cm}} = w_{\text{cm}_1}/(1 - w_{\text{cm}_1}) + w_{\text{cm}_2}/(1 - w_{\text{cm}_2})$, where $w_{\text{cm}_{1(2)}}$ is the probability for the leading (trailing) electron charge to be mismeasured.

4.4 Validation of background estimates

To test the validity of the background estimation method, two signal free-control regions in data are defined. The background estimation method is applied in these regions and the result is compared with the observed yields. The control regions in the two mass ranges are defined as follows. In both the low-mass range ($40 < m_N < 90$ GeV) and the high-mass range ($m_N \geq 90$ GeV) the control region selection is the same as the signal selection without the final optimized selections but with either $E_{\text{T}}^{\text{miss}} > 50$ GeV or one or more jets that are b-tagged.

The numbers of predicted and observed background events in the low- and high-mass control regions are shown in table 3. The misidentified lepton background accounts for about 2/3 of the total background in both regions. In both regions the predictions are in agreement with the observations within the systematic uncertainty described in section 5, which is dominated by the 35–40% uncertainty in the misidentified lepton background. The observed distributions of all relevant observables also agree with the predictions, within uncertainties.

Channel/Source	ee signal (%)	ee bkgd. (%)	$e\mu$ signal (%)	$e\mu$ bkgd. (%)
<u>Simulation:</u>				
SM cross section	—	9–25 (9–25)	—	9–25 (9–25)
Jet energy scale	6–8 (1–3)	5 (7)	4–8 (1–2)	8 (7)
Jet energy resolution	3–7 (2–3)	10 (7)	3–10 (2–3)	10 (6)
Event pileup	2–3 (0–2)	4 (1)	2–3 (0–2)	3 (2)
Unclustered energy	1–3 (1–2)	4 (5)	1–3 (1–2)	5 (1)
Integrated luminosity	2.6 (2.6)	2.6 (2.6)	2.6 (2.6)	2.6 (2.6)
Lepton selection	2 (2)	2 (2)	2 (2)	2 (2)
Trigger selection	6 (6)	6 (6)	6 (6)	6 (6)
b tagging	0–1 (1–2)	2 (1)	0–1 (1–2)	1 (1)
PDF (shape)	2.0 (2.0)	—	2.0 (2.0)	—
PDF (rate)	3.5 (3.5)	—	3.5 (3.5)	—
Renormalization/factorization scales	8–10 (1–6)	—	8–10 (1–6)	—
Signal MC statistical uncertainty	5–15 (1–6)	—	3–7 (1–3)	—
<u>Data-Driven:</u>				
Misidentified leptons	—	40 (40)	—	35 (35)
Mismeasured charge	—	12 (12)	—	12 (12)

Table 4. Summary of the relative systematic uncertainties in heavy Majorana neutrino signal yields and the background from prompt same-sign leptons, both estimated from simulation. The relative systematic uncertainties assigned to the data-driven backgrounds for the misidentified lepton background and mismeasured charge background are also shown. The uncertainties are given for the low-mass (high-mass) selections.

Channel	m_N (GeV)	Prompt bkgd. (%)	Misid. bkgd. (%)	Charge mismeas. bkgd. (%)
ee	100	0.4	99.4	0.2
ee	500	2.8	95.2	2.0
$e\mu$	100	9.3	90.7	0.0
$e\mu$	500	15.5	84.5	0.0

Table 5. Summary of contributions to the systematic uncertainty related to the prompt same-sign leptons background, misidentified lepton background, and mismeasured charge background on the total background uncertainty for the case of $m_N = 100$ and 500 GeV.

5 Systematic uncertainties

The background estimate and signal efficiencies are subject to a number of systematic uncertainties. The relative size of these uncertainties are listed in table 4. A summary of the contribution of each systematic uncertainty relative to the signal or background estimate for two mass points, $m_N = 100$ and 500 GeV, is shown in table 5.

5.1 Background uncertainties

The main sources of systematic uncertainties are associated with the background estimates. The largest uncertainty is that related to the misidentified lepton background. The overall systematic uncertainty in this background is determined by varying the background estimate with respect to the isolation requirement for the loose leptons and by varying the p_T requirement for the tag jet. Increasing and decreasing the p_T requirement for the tag jet changes the p_T spectrum of the recoiling lepton in the event and is found to have the largest impact on the background level. As a result, the 35–40% overall systematic uncertainty in the misidentified lepton background estimate is dominated by the p_T requirement on the tag jet.

For backgrounds from mismeasured electron charge an overall systematic uncertainty is assigned to the background of 12%. This is obtained by taking the weighted average of the uncertainties in the two scale factors in preselection events. This uncertainty covers the difference between the predicted and observed numbers of events in both data closure tests.

5.2 Simulation uncertainties

The systematic uncertainties in the normalization of background from prompt same-sign leptons are 12% for WZ and 9% for ZZ [54]. For the other processes the uncertainty is 25%, determined by varying the renormalization and factorization scales from the nominal value of Q^2 to $4Q^2$ and $Q^2/4$, and following the PDF4LHC recommendations [55, 56] to estimate the uncertainty due to the choice of PDFs. The overall systematic uncertainty in the prompt lepton background, including the sources discussed below, is 19–21% for the low-mass selection and 18–19% for the high-mass selection, depending on the channel. To evaluate the uncertainty due to imperfect knowledge of the integrated luminosity [57], jet energy scale [47], jet energy resolution [47], b tagging [52], lepton trigger and selection efficiency, as well as the uncertainty in the cross section for minimum bias production used in the pileup reweighting procedure in simulation, the input value of each parameter is changed by ± 1 standard deviation from its central value. Energy not clustered in the detector affects the overall E_T^{miss} scale resulting in an uncertainty in the event yield due to the requirement on E_T^{miss} . Additional uncertainties in the heavy Majorana neutrino signal estimate arise from the choice of PDFs and renormalization and factorization scales used in the ALPGEN v2.14 MC event generator. These were also determined by varying the renormalization and factorization scales from the nominal value of Q^2 to $4Q^2$ and $Q^2/4$, and by following the PDF4LHC recommendations.

6 Results

The data yields and background estimates after the application of all selection cuts, except the final optimization cuts are shown in table 6. The data yields are in good agreement with the estimated backgrounds. Kinematic distributions also show good agreement between data and backgrounds. Figures 2 and 3 show some of the kinematic distributions: the invariant mass of the trailing p_T lepton and the two selected jets; the invariant mass of the two

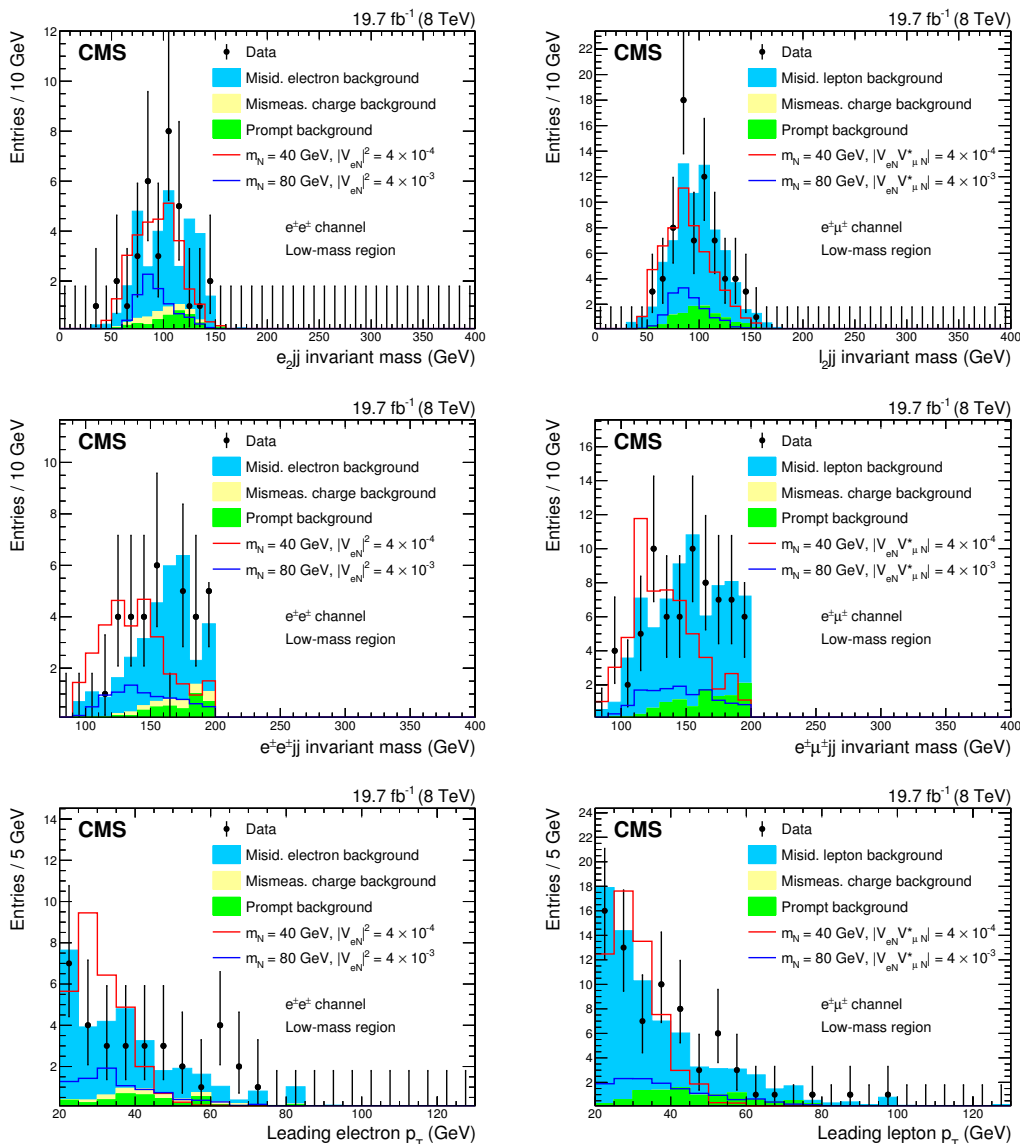


Figure 2. Kinematic distributions for the low-mass region after all selection cuts are applied except for the final optimization requirement: dielectron channel (left), electron-muon channel (right). The plots show the data, backgrounds, and two choices for the heavy Majorana neutrino signal.

leptons and the two selected jets; and the leading lepton p_T . The background predictions from prompt same-sign leptons and misidentified leptons are shown along with the total background estimate and the number of events observed in data. The uncertainties shown are the statistical and systematic components, respectively. In figure 2, the $m(e^\pm e^\pm jj)$ signal distribution is not peaked at m_W because of the kinematic requirements imposed.

After applying all the final optimized selections, the background estimates and numbers of observed events are shown in table 7. The expected signal depends on m_N and the mixing $|V_{eN}|^2$ or $|V_{eN}V_{\mu N}^*|^2/(|V_{eN}|^2 + |V_{\mu N}|^2)$. For the dielectron (electron-muon) channel, the ex-

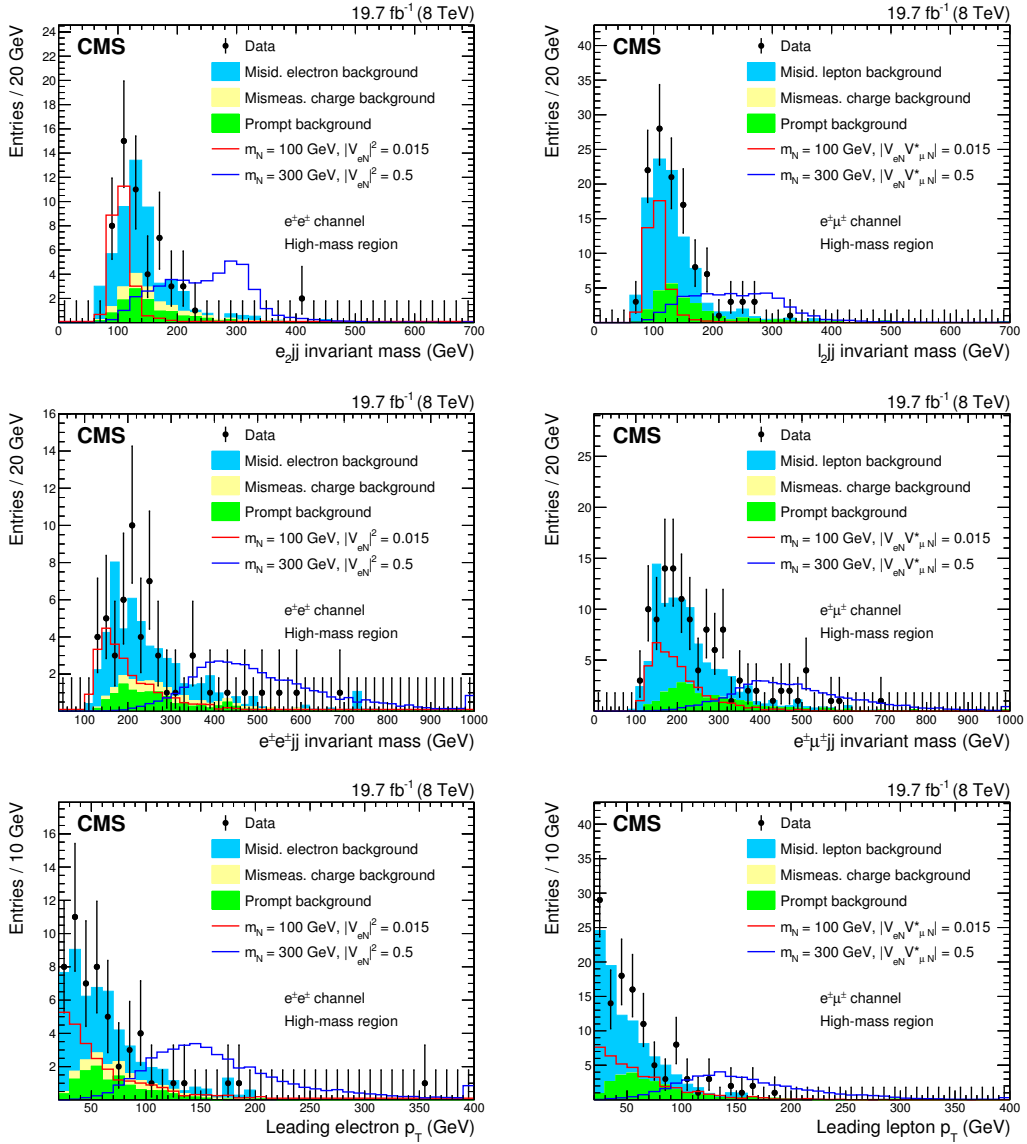


Figure 3. Kinematic distributions for the high-mass region after all selection cuts are applied except for the final optimization requirement: dielectron channel (left), electron-muon channel (right). The plots show the data, backgrounds, and two choices for the heavy Majorana neutrino signal.

pected number of signal events for $m_N = 50$ GeV and $|V_{eN}|^2 = 1 \times 10^{-3}$ ($|V_{eN}V_{\mu N}^*|^2 / (|V_{eN}|^2 + |V_{\mu N}|^2) = 1 \times 10^{-3}$) is 74 (256). For $m_N = 100$ GeV and $|V_{eN}|^2 = 1 \times 10^{-3}$ ($|V_{eN}V_{\mu N}^*|^2 / (|V_{eN}|^2 + |V_{\mu N}|^2) = 1 \times 10^{-3}$) it is 1.8 (3.6) events, while for $m_N = 500$ GeV and $|V_{eN}|^2 = 1$ ($|V_{eN}V_{\mu N}^*|^2 / (|V_{eN}|^2 + |V_{\mu N}|^2) = 1$) it is 9.2 (13.8) events.

No significant excess in the data compared to the backgrounds predicted from the SM is seen and 95% confidence level (CL) exclusion limits are set on the Majorana neutrino mixing element and cross section times branching fraction for $pp \rightarrow N\ell^\pm \rightarrow \ell^\pm \ell^{(\prime)\pm} q\bar{q}'$ as a function of m_N . The limits are obtained using the CLs method [58–60] based on the event

Channel/Region	Prompt bkgd.	Misid. bkgd.	Charge mismeas. bkgd.	Total bkgd.	N_{obs}
ee / Low-mass	$4.0 \pm 0.4 \pm 0.8$	$26.7 \pm 3.2 \pm 10.7$	$2.00 \pm 0.03 \pm 0.24$	$32.6 \pm 3.2 \pm 10.7$	33
ee / High-mass	$10.8 \pm 0.7 \pm 2.2$	$36.9 \pm 3.6 \pm 14.8$	$6.99 \pm 0.09 \pm 0.84$	$55.4 \pm 3.6 \pm 14.8$	54
$e\mu$ / Low-mass	$10.4 \pm 0.7 \pm 2.1$	$63.4 \pm 4.1 \pm 21.5$	$0.07 \pm 0.01 \pm 0.01$	$73.9 \pm 4.1 \pm 21.6$	71
$e\mu$ / High-mass	$24.1 \pm 1.1 \pm 4.8$	$75.6 \pm 4.3 \pm 25.7$	$0.24 \pm 0.01 \pm 0.01$	$99.8 \pm 4.5 \pm 25.8$	117

Table 6. Observed event yields and estimated backgrounds after the application of all selection, except for the final optimization. The background predictions from prompt same-sign leptons (Prompt bkgd.), misidentified leptons (Misid. bkgd.), mismeasured charge (Charge mismeas. bkgd.) and the total background (Total bkgd.) are shown together with the number of events observed in data. The uncertainties shown are the statistical and systematic components, respectively.

m_N (GeV)	Prompt bkgd.	Misid. bkgd.	Charge mismeas. bkgd.	Total bkgd.	N_{obs}
ee channel:					
40–80	$0.8 \pm 0.2 \pm 0.1$	$7.5 \pm 2.0 \pm 3.0$	$0.27 \pm 0.01 \pm 0.03$	$8.6 \pm 2.0 \pm 3.0$	11
90	$2.8 \pm 0.3 \pm 0.3$	$13.4 \pm 2.2 \pm 5.4$	$1.68 \pm 0.04 \pm 0.20$	$17.8 \pm 2.2 \pm 5.4$	23
100	$2.6 \pm 0.3 \pm 0.3$	$11.0 \pm 2.1 \pm 4.5$	$1.60 \pm 0.04 \pm 0.19$	$15.3 \pm 2.1 \pm 4.5$	23
125	$3.3 \pm 0.4 \pm 0.4$	$6.1 \pm 1.3 \pm 2.4$	$1.72 \pm 0.04 \pm 0.21$	$11.1 \pm 1.3 \pm 2.5$	11
150	$3.3 \pm 0.4 \pm 0.4$	$4.7 \pm 1.1 \pm 1.9$	$1.93 \pm 0.05 \pm 0.23$	$9.9 \pm 1.2 \pm 1.9$	7
175	$2.0 \pm 0.3 \pm 0.3$	$0.9 \pm 0.5 \pm 0.4$	$1.10 \pm 0.04 \pm 0.13$	$4.0 \pm 0.6 \pm 0.5$	3
200	$1.3 \pm 0.2 \pm 0.2$	$2.0 \pm 1.3 \pm 0.8$	$1.02 \pm 0.04 \pm 0.12$	$4.3 \pm 1.3 \pm 0.8$	3
250	$1.1 \pm 0.2 \pm 0.2$	$1.8 \pm 1.4 \pm 0.8$	$0.84 \pm 0.04 \pm 0.10$	$3.8 \pm 1.4 \pm 0.7$	4
300	$0.8 \pm 0.2 \pm 0.1$	$1.2 \pm 1.3 \pm 0.5$	$0.66 \pm 0.04 \pm 0.08$	$2.6 \pm 1.3 \pm 0.5$	4
350	$0.6 \pm 0.2 \pm 0.1$	$1.2 \pm 1.3 \pm 0.5$	$0.59 \pm 0.04 \pm 0.07$	$2.4 \pm 1.3 \pm 0.5$	4
400	$0.6 \pm 0.2 \pm 0.1$	$1.2 \pm 1.3 \pm 0.5$	$0.59 \pm 0.04 \pm 0.07$	$2.4 \pm 1.3 \pm 0.5$	4
500	$0.6 \pm 0.2 \pm 0.1$	$1.2 \pm 1.3 \pm 0.5$	$0.59 \pm 0.04 \pm 0.07$	$2.4 \pm 1.3 \pm 0.5$	4
$e\mu$ channel:					
40–70	$3.1 \pm 0.3 \pm 0.5$	$30.6 \pm 3.0 \pm 10.4$	—	$33.7 \pm 3.0 \pm 10.4$	33
80	$8.1 \pm 0.6 \pm 1.2$	$17.2 \pm 1.8 \pm 5.9$	—	$25.3 \pm 1.9 \pm 6.0$	29
90	$6.6 \pm 0.6 \pm 1.0$	$13.4 \pm 1.4 \pm 4.6$	—	$20.1 \pm 1.6 \pm 4.6$	25
100	$6.7 \pm 0.6 \pm 1.1$	$8.1 \pm 1.0 \pm 2.7$	—	$14.8 \pm 1.2 \pm 2.9$	20
125	$7.2 \pm 0.6 \pm 1.2$	$5.1 \pm 0.9 \pm 1.7$	—	$12.3 \pm 1.1 \pm 1.9$	17
150	$8.2 \pm 0.6 \pm 1.2$	$5.6 \pm 0.9 \pm 1.9$	—	$13.8 \pm 1.1 \pm 2.3$	16
175	$5.6 \pm 0.5 \pm 0.8$	$3.6 \pm 0.7 \pm 1.2$	—	$9.3 \pm 0.9 \pm 1.5$	11
200	$3.7 \pm 0.4 \pm 0.6$	$2.5 \pm 0.6 \pm 0.8$	—	$6.2 \pm 0.7 \pm 1.0$	7
250	$3.1 \pm 0.4 \pm 0.5$	$1.5 \pm 0.5 \pm 0.5$	—	$4.7 \pm 0.6 \pm 0.6$	7
300	$1.4 \pm 0.2 \pm 0.2$	$0.7 \pm 0.3 \pm 0.2$	—	$2.2 \pm 0.4 \pm 0.3$	4
350	$0.9 \pm 0.2 \pm 0.1$	$0.7 \pm 0.3 \pm 0.2$	—	$1.6 \pm 0.4 \pm 0.3$	4
400	$0.8 \pm 0.2 \pm 0.1$	$0.7 \pm 0.3 \pm 0.2$	—	$1.6 \pm 0.4 \pm 0.3$	4
500	$0.8 \pm 0.2 \pm 0.1$	$0.7 \pm 0.3 \pm 0.2$	—	$1.6 \pm 0.4 \pm 0.3$	4

Table 7. Dielectron and electron-muon channel results after final optimization. The background predictions from prompt same-sign leptons, misidentified leptons, and mismeasured charge are shown along with the total background estimate and the number of events observed in data. The uncertainties shown are the statistical and systematic components, respectively.

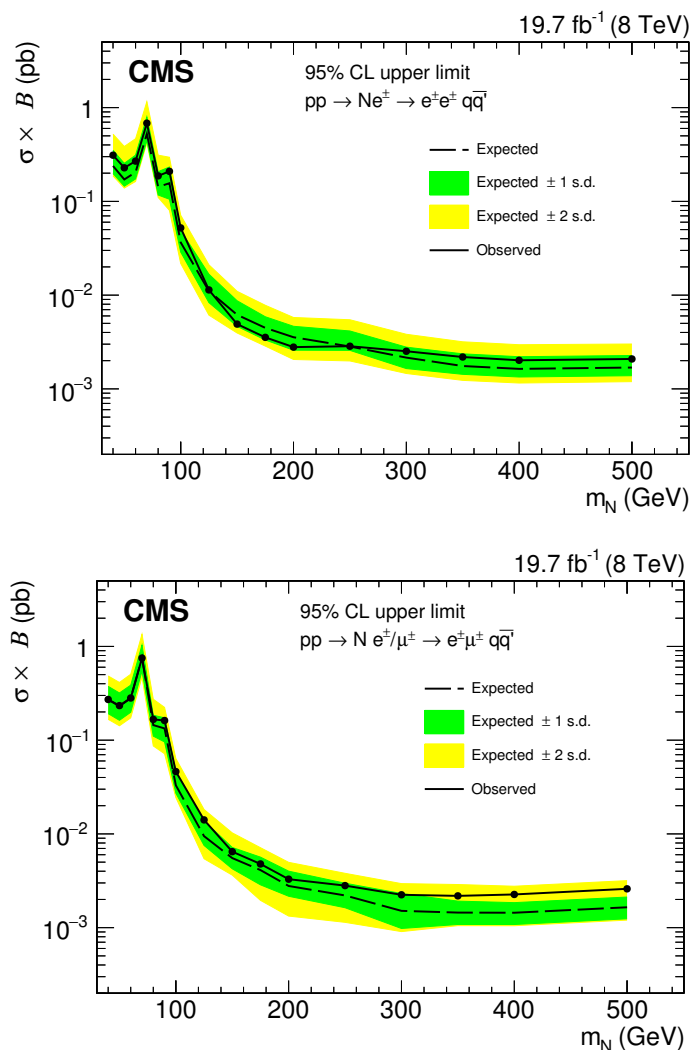


Figure 4. Exclusion region at 95% CL in the cross section times branching fraction for $\sigma(pp \rightarrow Ne^\pm \rightarrow e^\pm e^\pm q\bar{q}')$ (top) and $\sigma(pp \rightarrow N e^\pm/\mu^\pm \rightarrow e^\pm \mu^\pm q\bar{q}')$ (bottom) as a function of m_N . The dashed curve is the expected upper limit, with one and two standard-deviation bands shown in dark green and light yellow, respectively. The solid black curve is the observed upper limit.

yields in table 7. Poisson distributions are used for the signal and log-normal distributions for the nuisance parameters. Limits are also set on $|V_{eN}|^2$ and $|V_{eN}V_{\mu N}^*|^2/(|V_{eN}|^2 + |V_{\mu N}|^2)$ as a function of m_N .

The 95% CL limits on the cross section times branching fractions, $pp \rightarrow N\ell^\pm \rightarrow \ell^\pm \ell'^{\pm} q\bar{q}'$, as a function of m_N , are shown in figure 4. The limits on the absolute values of the mixing elements $|V_{eN}|^2$ and $|V_{eN}V_{\mu N}^*|^2/(|V_{eN}|^2 + |V_{\mu N}|^2)$ are shown in figure 5, also as a function of m_N . The mass range below $m_N = 40$ GeV is not considered because of the very low selection efficiency for the signal in this mass region. The behaviour of the limits around $m_N = 80$ GeV is caused by the fact that as the heavy Majorana neutrino gets close to the W boson mass from below or above, the lepton produced together with the N or the lepton from the N decay has very low p_T , respectively.

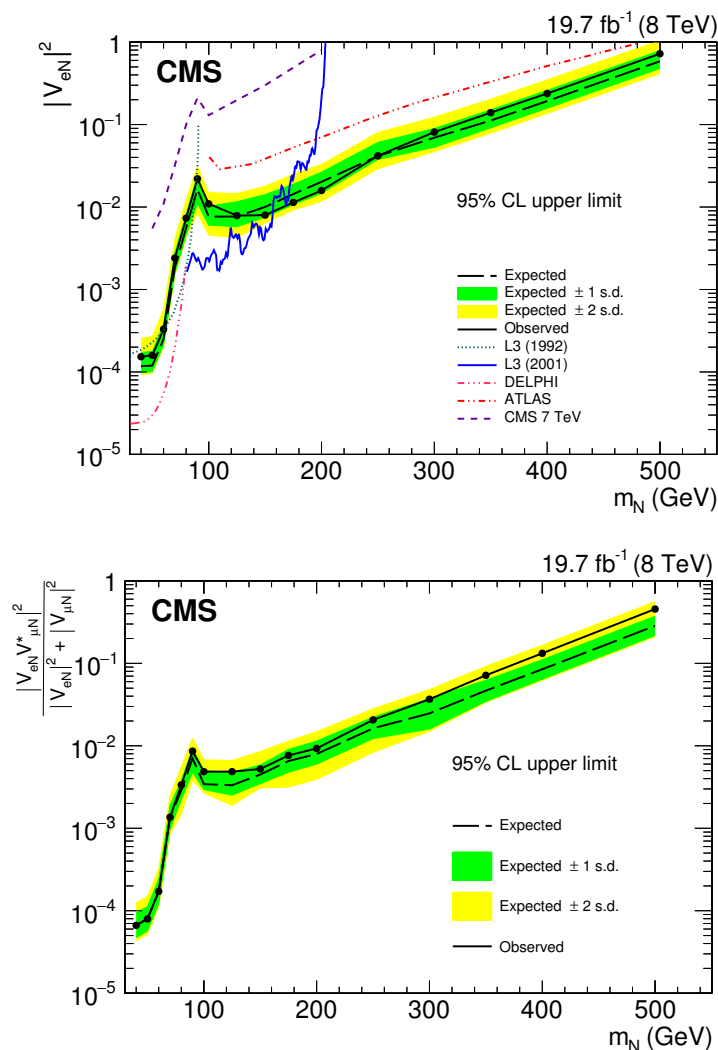


Figure 5. Exclusion region at 95% CL in the $|V_{eN}|^2$ vs. m_N plane (top) and $|V_{eN}|^2$ and $|V_{eN} V_{\mu N}^*|^2 / (|V_{eN}|^2 + |V_{\mu N}|^2)$ vs. m_N plane (bottom). The dashed black curve is the expected upper limit, with one and two standard-deviation bands shown in dark green and light yellow, respectively. The solid black curve is the observed upper limit. Also shown are the upper limits from other direct searches: L3 [22, 23], DELPHI [21], ATLAS [33], and the upper limits from the CMS $\sqrt{s} = 7$ TeV (2011) data [32].

A significant increase in sensitivity on the limits for $|V_{eN}|^2$ has been achieved over the previous limits set by CMS with the 7 TeV data set [32]. These limits are the most restrictive direct limits for heavy Majorana neutrino masses above 200 GeV. The limits on $|V_{eN}|^2$ and $|V_{eN} V_{\mu N}^*|^2 / (|V_{eN}|^2 + |V_{\mu N}|^2)$ presented here are the first direct limits on this quantity for $m_N > 40$ GeV.

The observed limits on the cross section times branching fraction for the dielectron and electron-muon channels are shown in figure 6 along with the corresponding CMS limit for the dimuon channel obtained at $\sqrt{s} = 8$ TeV reported in ref. [30]. A similar comparison of the limits on the mixing elements is shown in figure 7.

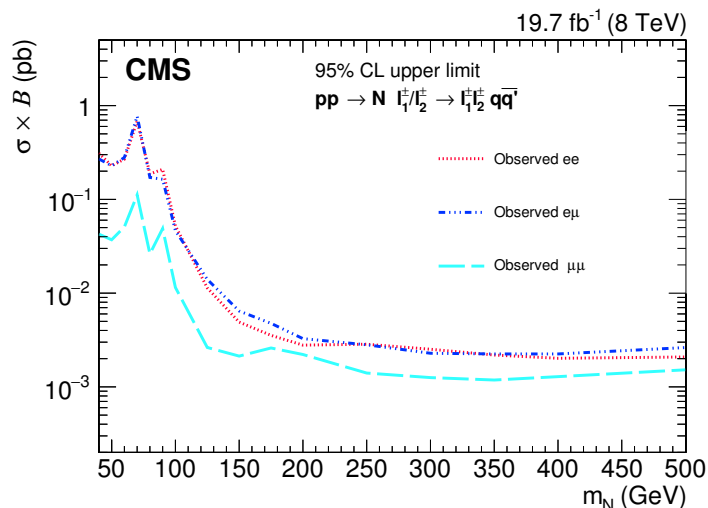


Figure 6. Comparison of observed exclusion regions at 95% CL in the cross section times branching fraction as a function of m_N for $pp \rightarrow N e^\pm \rightarrow e^\pm e^\pm q \bar{q}'$, $pp \rightarrow N \mu^\pm \rightarrow \mu^\pm \mu^\pm q \bar{q}'$, and $pp \rightarrow N e^\pm / \mu^\pm \rightarrow e^\pm \mu^\pm q \bar{q}'$. The result for the dimuon channel is from ref. [30].

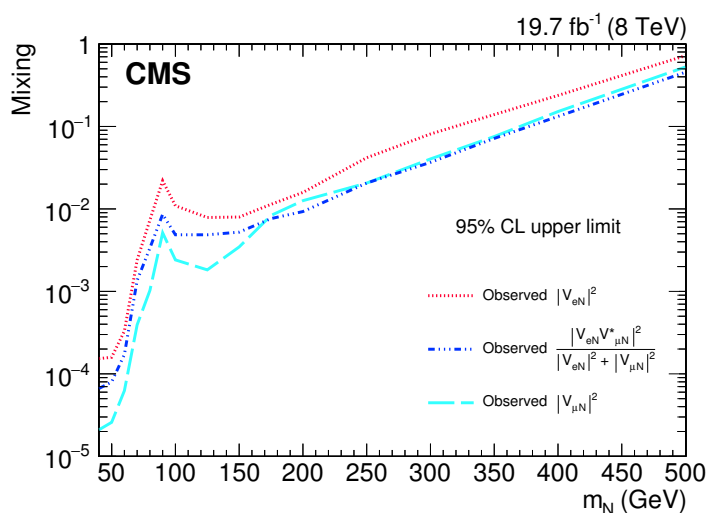


Figure 7. Comparison of observed exclusion regions at 95% CL in $|V_{\mu N}|^2$, $|V_{e N}|^2$, and $|V_{e N} V_{\mu N}^*|^2 / (|V_{e N}|^2 + |V_{\mu N}|^2)$. The CMS result for $|V_{\mu N}|^2$ is from ref. [30].

7 Summary

A search for heavy Majorana neutrinos in $e^\pm e^\pm jj$ and $e^\pm \mu^\pm jj$ events has been performed using 19.7 fb^{-1} of data collected during 2012 in pp collisions at a centre-of-mass energy of 8 TeV. No excess of events compared to the expected standard model background prediction is observed. Upper limits at 95% CL are set on $|V_{e N}|^2$ and $|V_{e N} V_{\mu N}^*|^2 / (|V_{e N}|^2 + |V_{\mu N}|^2)$ as a function of m_N in the range $m_N = 40\text{--}500$ GeV, where $V_{\ell N}$ is the mixing element of the heavy neutrino N with the standard model neutrino ν_ℓ .

A significant increase in sensitivity on the limits for $|V_{eN}|^2$ has been achieved over the previous limits set by CMS with the 7 TeV data. These limits are the most restrictive direct limits for heavy Majorana neutrino masses above 200 GeV. The limits on $|V_{eN}V_{\mu N}^*|^2/(|V_{eN}|^2 + |V_{\mu N}|^2)$ presented here are the first direct limits on this quantity for m_N above 40 GeV. For $m_N = 90$ GeV the limits are $|V_{eN}|^2 < 0.020$ and $|V_{eN}V_{\mu N}^*|^2/(|V_{eN}|^2 + |V_{\mu N}|^2) < 0.005$. At $m_N = 200$ GeV the limits are $|V_{eN}|^2 < 0.017$ and $|V_{eN}V_{\mu N}^*|^2/(|V_{eN}|^2 + |V_{\mu N}|^2) < 0.005$, and at $m_N = 500$ GeV they are $|V_{eN}|^2 < 0.71$ and $|V_{eN}V_{\mu N}^*|^2/(|V_{eN}|^2 + |V_{\mu N}|^2) < 0.29$.

Acknowledgments

We congratulate our colleagues in the CERN accelerator departments for the excellent performance of the LHC and thank the technical and administrative staffs at CERN and at other CMS institutes for their contributions to the success of the CMS effort. In addition, we gratefully acknowledge the computing centres and personnel of the Worldwide LHC Computing Grid for delivering so effectively the computing infrastructure essential to our analyses. Finally, we acknowledge the enduring support for the construction and operation of the LHC and the CMS detector provided by the following funding agencies: BMFWF and FWF (Austria); FNRS and FWO (Belgium); CNPq, CAPES, FAPERJ, and FAPESP (Brazil); MES (Bulgaria); CERN; CAS, MoST, and NSFC (China); COLCIENCIAS (Colombia); MSES and CSF (Croatia); RPF (Cyprus); MoER, ERC IUT and ERDF (Estonia); Academy of Finland, MEC, and HIP (Finland); CEA and CNRS/IN2P3 (France); BMBF, DFG, and HGF (Germany); GSRT (Greece); OTKA and NIH (Hungary); DAE and DST (India); IPM (Iran); SFI (Ireland); INFN (Italy); MSIP and NRF (Republic of Korea); LAS (Lithuania); MOE and UM (Malaysia); CINVESTAV, CONACYT, SEP, and UASLP-FAI (Mexico); MBIE (New Zealand); PAEC (Pakistan); MSHE and NSC (Poland); FCT (Portugal); JINR (Dubna); MON, RosAtom, RAS and RFBR (Russia); MESTD (Serbia); SEIDI and CPAN (Spain); Swiss Funding Agencies (Switzerland); MST (Taipei); ThEPCenter, IPST, STAR and NSTDA (Thailand); TUBITAK and TAEK (Turkey); NASU and SFFR (Ukraine); STFC (United Kingdom); DOE and NSF (USA).

Individuals have received support from the Marie-Curie programme and the European Research Council and EPLANET (European Union); the Leventis Foundation; the A. P. Sloan Foundation; the Alexander von Humboldt Foundation; the Belgian Federal Science Policy Office; the Fonds pour la Formation à la Recherche dans l'Industrie et dans l'Agriculture (FRIA-Belgium); the Agentschap voor Innovatie door Wetenschap en Technologie (IWT-Belgium); the Ministry of Education, Youth and Sports (MEYS) of the Czech Republic; the Council of Science and Industrial Research, India; the HOMING PLUS programme of the Foundation for Polish Science, cofinanced from European Union, Regional Development Fund; the OPUS programme of the National Science Center (Poland); the Compagnia di San Paolo (Torino); MIUR project 20108T4XTM (Italy); the Thalís and Aristeia programmes cofinanced by EU-ESF and the Greek NSRF; the National Priorities Research Program by Qatar National Research Fund; the Rachadapisek

Sompot Fund for Postdoctoral Fellowship, Chulalongkorn University (Thailand); the Chulalongkorn Academic into Its 2nd Century Project Advancement Project (Thailand); and the Welch Foundation, contract C-1845.

Open Access. This article is distributed under the terms of the Creative Commons Attribution License ([CC-BY 4.0](https://creativecommons.org/licenses/by/4.0/)), which permits any use, distribution and reproduction in any medium, provided the original author(s) and source are credited.

References

- [1] PARTICLE DATA GROUP collaboration, K.A. Olive et al., *Review of particle physics*, *Chin. Phys. C* **38** (2014) 090001 [[INSPIRE](#)].
- [2] P. Minkowski, $\mu \rightarrow e\gamma$ at a rate of one out of 10^9 muon decays?, *Phys. Lett. B* **67** (1977) 421 [[INSPIRE](#)].
- [3] M. Gell-Mann, P. Ramond, and R. Slansky in *Supergravity: proceedings of the Supergravity Workshop at Stony Brook*, Stony Brook U.S.A. (1979), P.V. Nieuwenhuizen and D.Z. Freedman eds., North-Holland, Amsterdam The Netherlands (1979), pg. 315.
- [4] T. Yanagida, in *Proceedings of the Workshop on the Unified Theory and the baryon number in the Universe*, O. Sawada and A. Sugamoto eds., Tsukuba Japan (1979), pg. 95.
- [5] R.N. Mohapatra and G. Senjanović, *Neutrino mass and spontaneous parity violation*, *Phys. Rev. Lett.* **44** (1980) 912 [[INSPIRE](#)].
- [6] M. Magg and C. Wetterich, *Neutrino mass problem and gauge hierarchy*, *Phys. Lett. B* **94** (1980) 61 [[INSPIRE](#)].
- [7] J. Schechter and J.W.F. Valle, *Neutrino masses in $SU(2) \times U(1)$ theories*, *Phys. Rev. D* **22** (1980) 2227 [[INSPIRE](#)].
- [8] T.P. Cheng and L.-F. Li, *Neutrino masses, mixings and oscillations in $SU(2) \times U(1)$ models of electroweak interactions*, *Phys. Rev. D* **22** (1980) 2860 [[INSPIRE](#)].
- [9] G. Lazarides, Q. Shafi and C. Wetterich, *Proton lifetime and fermion masses in an $SO(10)$ model*, *Nucl. Phys. B* **181** (1981) 287 [[INSPIRE](#)].
- [10] R.N. Mohapatra and G. Senjanović, *Neutrino masses and mixings in gauge models with spontaneous parity violation*, *Phys. Rev. D* **23** (1981) 165 [[INSPIRE](#)].
- [11] J. Schechter and J.W.F. Valle, *Neutrino decay and spontaneous violation of lepton number*, *Phys. Rev. D* **25** (1982) 774 [[INSPIRE](#)].
- [12] R. Foot, H. Lew, X.G. He and G.C. Joshi, *Seesaw neutrino masses induced by a triplet of leptons*, *Z. Phys. C* **44** (1989) 441 [[INSPIRE](#)].
- [13] W.-Y. Keung and G. Senjanović, *Majorana neutrinos and the production of the right-handed charged gauge boson*, *Phys. Rev. Lett.* **50** (1983) 1427 [[INSPIRE](#)].
- [14] D.A. Dicus, D.D. Karatas and P. Roy, *Lepton nonconservation at supercollider energies*, *Phys. Rev. D* **44** (1991) 2033 [[INSPIRE](#)].
- [15] A. Datta, M. Guchait and A. Pilaftsis, *Probing lepton number violation via Majorana neutrinos at hadron supercolliders*, *Phys. Rev. D* **50** (1994) 3195 [[hep-ph/9311257](#)] [[INSPIRE](#)].

- [16] F.M.L. Almeida Jr., Y.D.A. Coutinho, J.A. Martins Simoes and M.A.B. do Vale, *On a signature for heavy Majorana neutrinos in hadronic collisions*, *Phys. Rev. D* **62** (2000) 075004 [[hep-ph/0002024](#)] [[INSPIRE](#)].
- [17] O. Panella, M. Cannoni, C. Carimalo and Y.N. Srivastava, *Signals of heavy Majorana neutrinos at hadron colliders*, *Phys. Rev. D* **65** (2002) 035005 [[hep-ph/0107308](#)] [[INSPIRE](#)].
- [18] T. Han and B. Zhang, *Signatures for Majorana neutrinos at hadron colliders*, *Phys. Rev. Lett.* **97** (2006) 171804 [[hep-ph/0604064](#)] [[INSPIRE](#)].
- [19] F. del Aguila, J.A. Aguilar-Saavedra and R. Pittau, *Heavy neutrino signals at large hadron colliders*, *JHEP* **10** (2007) 047 [[hep-ph/0703261](#)] [[INSPIRE](#)].
- [20] A. Atre, T. Han, S. Pascoli and B. Zhang, *The search for heavy Majorana neutrinos*, *JHEP* **05** (2009) 030 [[arXiv:0901.3589](#)] [[INSPIRE](#)].
- [21] DELPHI collaboration, P. Abreu et al., *Search for neutral heavy leptons produced in Z decays*, *Z. Phys. C* **74** (1997) 57 [Erratum *ibid.* **C 75** (1997) 580] [[INSPIRE](#)].
- [22] L3 collaboration, O. Adriani et al., *Search for isosinglet neutral heavy leptons in Z^0 decays*, *Phys. Lett. B* **295** (1992) 371 [[INSPIRE](#)].
- [23] L3 collaboration, P. Achard et al., *Search for heavy isosinglet neutrino in e^+e^- annihilation at LEP*, *Phys. Lett. B* **517** (2001) 67 [[hep-ex/0107014](#)] [[INSPIRE](#)].
- [24] LHCb collaboration, *Search for Majorana neutrinos in $B^- \rightarrow \pi^+ \mu^- \mu^-$ decays*, *Phys. Rev. Lett.* **112** (2014) 131802 [[arXiv:1401.5361](#)] [[INSPIRE](#)].
- [25] F. del Aguila, J. de Blas and M. Pérez-Victoria, *Effects of new leptons in electroweak precision data*, *Phys. Rev. D* **78** (2008) 013010 [[arXiv:0803.4008](#)] [[INSPIRE](#)].
- [26] C. Aalseth et al., *Neutrinoless double beta decay and direct searches for neutrino mass*, [hep-ph/0412300](#) [[INSPIRE](#)].
- [27] G. Ingelman and J. Rathsmann, *Heavy Majorana neutrinos at $e p$ colliders*, *Z. Phys. C* **60** (1993) 243 [[INSPIRE](#)].
- [28] ATLAS collaboration, *Search for heavy neutrinos and right-handed W bosons in events with two leptons and jets in pp collisions at $\sqrt{s} = 7$ TeV with the ATLAS detector*, *Eur. Phys. J. C* **72** (2012) 2056 [[arXiv:1203.5420](#)] [[INSPIRE](#)].
- [29] CMS collaboration, *Search for heavy neutrinos and W bosons with right-handed couplings in proton-proton collisions at $\sqrt{s} = 8$ TeV*, *Eur. Phys. J. C* **74** (2014) 3149 [[arXiv:1407.3683](#)] [[INSPIRE](#)].
- [30] CMS collaboration, *Search for heavy Majorana neutrinos in $\mu^\pm \mu^\pm +$ jets events in proton-proton collisions at $\sqrt{s} = 8$ TeV*, *Phys. Lett. B* **748** (2015) 144 [[arXiv:1501.05566](#)] [[INSPIRE](#)].
- [31] A. Pilaftsis, *Radiatively induced neutrino masses and large Higgs neutrino couplings in the standard model with Majorana fields*, *Z. Phys. C* **55** (1992) 275 [[hep-ph/9901206](#)] [[INSPIRE](#)].
- [32] CMS collaboration, *Search for heavy Majorana neutrinos in $\mu^\pm \mu^\pm +$ jets and $e^\pm e^\pm +$ jets events in pp collisions at $\sqrt{s} = 7$ TeV*, *Phys. Lett. B* **717** (2012) 109 [[arXiv:1207.6079](#)] [[INSPIRE](#)].
- [33] ATLAS collaboration, *Search for heavy Majorana neutrinos with the ATLAS detector in pp collisions at $\sqrt{s} = 8$ TeV*, *JHEP* **07** (2015) 162 [[arXiv:1506.06020](#)] [[INSPIRE](#)].

- [34] CMS collaboration, *The CMS experiment at the CERN LHC*, 2008 *JINST* **3** S08004 [INSPIRE].
- [35] GEANT4 collaboration, S. Agostinelli et al., *GEANT4: a simulation toolkit*, *Nucl. Instrum. Meth. A* **506** (2003) 250 [INSPIRE].
- [36] M.L. Mangano, M. Moretti, F. Piccinini, R. Pittau and A.D. Polosa, *ALPGEN, a generator for hard multiparton processes in hadronic collisions*, *JHEP* **07** (2003) 001 [hep-ph/0206293] [INSPIRE].
- [37] J. Alwall, M. Herquet, F. Maltoni, O. Mattelaer and T. Stelzer, *MadGraph 5: Going Beyond*, *JHEP* **06** (2011) 128 [arXiv:1106.0522] [INSPIRE].
- [38] T. Sjöstrand, S. Mrenna and P.Z. Skands, *PYTHIA 6.4 physics and manual*, *JHEP* **05** (2006) 026 [hep-ph/0603175] [INSPIRE].
- [39] J. Pumplin, D.R. Stump, J. Huston, H.L. Lai, P.M. Nadolsky and W.K. Tung, *New generation of parton distributions with uncertainties from global QCD analysis*, *JHEP* **07** (2002) 012 [hep-ph/0201195] [INSPIRE].
- [40] R. Gavin, Y. Li, F. Petriello and S. Quackenbush, *FEWZ 2.0: A code for hadronic Z production at next-to-next-to-leading order*, *Comput. Phys. Commun.* **182** (2011) 2388 [arXiv:1011.3540] [INSPIRE].
- [41] R. Gavin, Y. Li, F. Petriello and S. Quackenbush, *W physics at the LHC with FEWZ 2.1*, *Comput. Phys. Commun.* **184** (2013) 208 [arXiv:1201.5896] [INSPIRE].
- [42] CMS collaboration, *Particle-Flow Event Reconstruction in CMS and Performance for Jets, Taos and MET*, CMS-PAS-PFT-09-001 (2009).
- [43] CMS collaboration, *Commissioning of the Particle-flow Event Reconstruction with the first LHC collisions recorded in the CMS detector*, CMS-PAS-PFT-10-001 (2010).
- [44] M. Cacciari, G.P. Salam and G. Soyez, *The anti- k_t jet clustering algorithm*, *JHEP* **04** (2008) 063 [arXiv:0802.1189] [INSPIRE].
- [45] M. Cacciari and G.P. Salam, *Pileup subtraction using jet areas*, *Phys. Lett. B* **659** (2008) 119 [arXiv:0707.1378] [INSPIRE].
- [46] M. Cacciari, G.P. Salam and G. Soyez, *The catchment area of jets*, *JHEP* **04** (2008) 005 [arXiv:0802.1188] [INSPIRE].
- [47] CMS collaboration, *Determination of jet energy calibration and transverse momentum resolution in CMS*, 2011 *JINST* **6** P11002 [arXiv:1107.4277] [INSPIRE].
- [48] CMS collaboration, *Description and performance of track and primary-vertex reconstruction with the CMS tracker*, 2014 *JINST* **9** P10009 [arXiv:1405.6569] [INSPIRE].
- [49] CMS collaboration, *Performance of Electron Reconstruction and Selection with the CMS Detector in Proton-Proton Collisions at $\sqrt{s} = 8$ TeV*, 2015 *JINST* **10** P06005 [arXiv:1502.02701] [INSPIRE].
- [50] CMS collaboration, *Performance of CMS muon reconstruction in pp collision events at $\sqrt{s} = 7$ TeV*, 2012 *JINST* **7** P10002 [arXiv:1206.4071] [INSPIRE].
- [51] CMS collaboration, *Search for new physics in events with same-sign dileptons and jets in pp collisions at $\sqrt{s} = 8$ TeV*, *JHEP* **01** (2014) 163 [Erratum *ibid.* **1501** (2015) 014] [arXiv:1311.6736] [INSPIRE].

- [52] CMS collaboration, *Identification of b-quark jets with the CMS experiment*, 2013 *JINST* **8** P04013 [[arXiv:1211.4462](#)] [[INSPIRE](#)].
- [53] G. Punzi, *Sensitivity of searches for new signals and its optimization*, *eConf* **C 030908** (2003) MODT002 [[physics/0308063](#)] [[INSPIRE](#)].
- [54] CMS collaboration, *Measurement of W^+W^- and ZZ production cross sections in pp collisions at $\sqrt{s} = 8$ TeV*, *Phys. Lett.* **B 721** (2013) 190 [[arXiv:1301.4698](#)] [[INSPIRE](#)].
- [55] S. Alekhin et al., *The PDF4LHC Working Group interim report*, [arXiv:1101.0536](#) [[INSPIRE](#)].
- [56] M. Botje et al., *The PDF4LHC Working Group interim recommendations*, [arXiv:1101.0538](#) [[INSPIRE](#)].
- [57] CMS collaboration, *CMS Luminosity Based on Pixel Cluster Counting — Summer 2013 Update*, [CMS-PAS-LUM-13-001](#) (2013).
- [58] A.L. Read, *Presentation of search results: the CL_s technique*, *J. Phys.* **G 28** (2002) 2693 [[INSPIRE](#)].
- [59] T. Junk, *Confidence level computation for combining searches with small statistics*, *Nucl. Instrum. Meth.* **A 434** (1999) 435 [[hep-ex/9902006](#)] [[INSPIRE](#)].
- [60] ATLAS, CMS and LHC HIGGS COMBINATION GROUP collaborations, *Procedure for the LHC Higgs boson search combination in Summer 2011*, [CMS-NOTE-2011-005](#) (2011).

The CMS collaboration

Yerevan Physics Institute, Yerevan, Armenia

V. Khachatryan, A.M. Sirunyan, A. Tumasyan

Institut für Hochenergiephysik der OeAW, Wien, Austria

W. Adam, E. Asilar, T. Bergauer, J. Brandstetter, E. Brondolin, M. Dragicevic, J. Erö, M. Flechl, M. Friedl, R. Frühwirth¹, V.M. Ghete, C. Hartl, N. Hörmann, J. Hrubec, M. Jeitler¹, A. König, M. Krammer¹, I. Krätschmer, D. Liko, T. Matsushita, I. Mikulec, D. Rabady, N. Rad, B. Rahbaran, H. Rohringer, J. Schieck¹, R. Schöfbeck, J. Strauss, W. Treberer-Treberspurg, W. Waltenberger, C.-E. Wulz¹

National Centre for Particle and High Energy Physics, Minsk, Belarus

V. Mossolov, N. Shumeiko, J. Suarez Gonzalez

Universiteit Antwerpen, Antwerpen, Belgium

S. Alderweireldt, T. Cornelis, E.A. De Wolf, X. Janssen, A. Knutsson, J. Lauwers, S. Luyckx, M. Van De Klundert, H. Van Haevermaet, P. Van Mechelen, N. Van Remortel, A. Van Spilbeeck

Vrije Universiteit Brussel, Brussel, Belgium

S. Abu Zeid, F. Blekman, J. D'Hondt, N. Daci, I. De Bruyn, K. Deroover, N. Heracleous, J. Keaveney, S. Lowette, S. Moortgat, L. Moreels, A. Olbrechts, Q. Python, D. Strom, S. Tavernier, W. Van Doninck, P. Van Mulders, G.P. Van Onsem, I. Van Parijs

Université Libre de Bruxelles, Bruxelles, Belgium

H. Brun, C. Caillol, B. Clerbaux, G. De Lentdecker, G. Fasanella, L. Favart, R. Goldouzian, A. Grebenyuk, G. Karapostoli, T. Lenzi, A. Léonard, T. Maerschalk, A. Marinov, L. Perniè, A. Randle-conde, T. Seva, C. Vander Velde, P. Vanlaer, R. Yonamine, F. Zenoni, F. Zhang²

Ghent University, Ghent, Belgium

L. Benucci, A. Cimmino, S. Crucy, D. Dobur, A. Fagot, G. Garcia, M. Gul, J. Mccartin, A.A. Ocampo Rios, D. Poyraz, D. Ryckbosch, S. Salva, M. Sigamani, M. Tytgat, W. Van Driessche, E. Yazgan, N. Zaganidis

Université Catholique de Louvain, Louvain-la-Neuve, Belgium

S. Basegmez, C. Beluffi³, O. Bondu, S. Brochet, G. Bruno, A. Caudron, L. Ceard, S. De Visscher, C. Delaere, M. Delcourt, D. Favart, L. Forthomme, A. Giammanco, A. Jafari, P. Jez, M. Komm, V. Lemaitre, A. Mertens, M. Musich, C. Nuttens, L. Perrini, K. Piotrkowski, L. Quertenmont, M. Selvaggi, M. Vidal Marono

Université de Mons, Mons, Belgium

N. Belyi, G.H. Hammad

Centro Brasileiro de Pesquisas Fisicas, Rio de Janeiro, Brazil

W.L. Aldá Júnior, F.L. Alves, G.A. Alves, L. Brito, M. Correa Martins Junior, M. Hamer, C. Hensel, A. Moraes, M.E. Pol, P. Rebello Teles

Universidade do Estado do Rio de Janeiro, Rio de Janeiro, Brazil

E. Belchior Batista Das Chagas, W. Carvalho, J. Chinellato⁴, A. Custódio, E.M. Da Costa, D. De Jesus Damiao, C. De Oliveira Martins, S. Fonseca De Souza, L.M. Huertas Guativa, H. Malbouisson, D. Matos Figueiredo, C. Mora Herrera, L. Mundim, H. Nogima, W.L. Prado Da Silva, A. Santoro, A. Sznajder, E.J. Tonelli Manganote⁴, A. Vilela Pereira

Universidade Estadual Paulista ^a, Universidade Federal do ABC ^b, São Paulo, Brazil

S. Ahuja^a, C.A. Bernardes^b, A. De Souza Santos^b, S. Dogra^a, T.R. Fernandez Perez Tomei^a, E.M. Gregores^b, P.G. Mercadante^b, C.S. Moon^{a,5}, S.F. Novaes^a, Sandra S. Padula^a, D. Romero Abad^b, J.C. Ruiz Vargas

Institute for Nuclear Research and Nuclear Energy, Sofia, Bulgaria

A. Aleksandrov, R. Hadjiiska, P. Iaydjiev, M. Rodozov, S. Stoykova, G. Sultanov, M. Vutova

University of Sofia, Sofia, Bulgaria

A. Dimitrov, I. Glushkov, L. Litov, B. Pavlov, P. Petkov

Beihang University, Beijing, China

W. Fang⁶

Institute of High Energy Physics, Beijing, China

M. Ahmad, J.G. Bian, G.M. Chen, H.S. Chen, M. Chen, T. Cheng, R. Du, C.H. Jiang, D. Leggat, R. Plestina⁷, F. Romeo, S.M. Shaheen, A. Spiezia, J. Tao, C. Wang, Z. Wang, H. Zhang

State Key Laboratory of Nuclear Physics and Technology, Peking University, Beijing, China

C. Asawatangtrakuldee, Y. Ban, Q. Li, S. Liu, Y. Mao, S.J. Qian, D. Wang, Z. Xu

Universidad de Los Andes, Bogota, Colombia

C. Avila, A. Cabrera, L.F. Chaparro Sierra, C. Florez, J.P. Gomez, B. Gomez Moreno, J.C. Sanabria

University of Split, Faculty of Electrical Engineering, Mechanical Engineering and Naval Architecture, Split, Croatia

N. Godinovic, D. Lelas, I. Puljak, P.M. Ribeiro Cipriano

University of Split, Faculty of Science, Split, Croatia

Z. Antunovic, M. Kovac

Institute Rudjer Boskovic, Zagreb, Croatia

V. Brigljevic, K. Kadija, J. Luetic, S. Micanovic, L. Sudic

University of Cyprus, Nicosia, Cyprus

A. Attikis, G. Mavromanolakis, J. Mousa, C. Nicolaou, F. Ptochos, P.A. Razis, H. Rykaczewski

Charles University, Prague, Czech Republic

M. Finger⁸, M. Finger Jr.⁸

**Academy of Scientific Research and Technology of the Arab Republic of Egypt,
Egyptian Network of High Energy Physics, Cairo, Egypt**

A.A. Abdelalim^{9,10}, T. Elkafrawy¹¹, M.A. Mahmoud^{12,13}, E. Salama^{13,11}

National Institute of Chemical Physics and Biophysics, Tallinn, Estonia

B. Calpas, M. Kadastik, M. Murumaa, M. Raidal, A. Tiko, C. Veelken

Department of Physics, University of Helsinki, Helsinki, Finland

P. Eerola, J. Pekkanen, M. Voutilainen

Helsinki Institute of Physics, Helsinki, Finland

J. Härkönen, V. Karimäki, R. Kinnunen, T. Lampén, K. Lassila-Perini, S. Lehti, T. Lindén,
P. Luukka, T. Peltola, J. Tuominiemi, E. Tuovinen, L. Wendland

Lappeenranta University of Technology, Lappeenranta, Finland

J. Talvitie, T. Tuuva

DSM/IRFU, CEA/Saclay, Gif-sur-Yvette, France

M. Besancon, F. Couderc, M. Dejardin, D. Denegri, B. Fabbro, J.L. Faure, C. Favaro,
F. Ferri, S. Ganjour, A. Givernaud, P. Gras, G. Hamel de Monchenault, P. Jarry, E. Locci,
M. Machet, J. Malcles, J. Rander, A. Rosowsky, M. Titov, A. Zghiche

**Laboratoire Leprince-Ringuet, Ecole Polytechnique, IN2P3-CNRS, Palaiseau,
France**

A. Abdulsalam, I. Antropov, S. Baffioni, F. Beaudette, P. Busson, L. Cadamuro,
E. Chapon, C. Charlot, O. Davignon, N. Filipovic, R. Granier de Cassagnac, M. Jo,
S. Lisniak, P. Miné, I.N. Naranjo, M. Nguyen, C. Ochando, G. Ortona, P. Paganini,
P. Pigard, S. Regnard, R. Salerno, Y. Sirois, T. Strebler, Y. Yilmaz, A. Zabi

**Institut Pluridisciplinaire Hubert Curien, Université de Strasbourg, Univer-
sité de Haute Alsace Mulhouse, CNRS/IN2P3, Strasbourg, France**

J.-L. Agram¹⁴, J. Andrea, A. Aubin, D. Bloch, J.-M. Brom, M. Buttignol, E.C. Chabert,
N. Chanon, C. Collard, E. Conte¹⁴, X. Coubez, J.-C. Fontaine¹⁴, D. Gelé, U. Goerlach,
C. Goetzmann, A.-C. Le Bihan, J.A. Merlin¹⁵, K. Skovpen, P. Van Hove

**Centre de Calcul de l'Institut National de Physique Nucleaire et de Physique
des Particules, CNRS/IN2P3, Villeurbanne, France**

S. Gadrat

**Université de Lyon, Université Claude Bernard Lyon 1, CNRS-IN2P3, Institut
de Physique Nucléaire de Lyon, Villeurbanne, France**

S. Beauceron, C. Bernet, G. Boudoul, E. Bouvier, C.A. Carrillo Montoya, R. Chierici,
D. Contardo, B. Courbon, P. Depasse, H. El Mamouni, J. Fan, J. Fay, S. Gascon, M. Gouze-
vitch, B. Ille, F. Lagarde, I.B. Laktineh, M. Lethuillier, L. Mirabito, A.L. Pequegnot,
S. Perries, A. Popov¹⁶, J.D. Ruiz Alvarez, D. Sabes, V. Sordini, M. Vander Donckt,
P. Verdier, S. Viret

Georgian Technical University, Tbilisi, GeorgiaT. Toriashvili¹⁷**Tbilisi State University, Tbilisi, Georgia**I. Bagaturia¹⁸**RWTH Aachen University, I. Physikalisches Institut, Aachen, Germany**C. Autermann, S. Beranek, L. Feld, A. Heister, M.K. Kiesel, K. Klein, M. Lipinski, A. Ostapchuk, M. Preuten, F. Raupach, S. Schael, J.F. Schulte, T. Verlage, H. Weber, V. Zhukov¹⁶**RWTH Aachen University, III. Physikalisches Institut A, Aachen, Germany**

M. Ata, M. Brodski, E. Dietz-Laursonn, D. Duchardt, M. Endres, M. Erdmann, S. Erdweg, T. Esch, R. Fischer, A. Güth, T. Hebbeker, C. Heidemann, K. Hoepfner, S. Knutzen, M. Merschmeyer, A. Meyer, P. Millet, S. Mukherjee, M. Olschewski, K. Padeken, P. Papacz, T. Pook, M. Radziej, H. Reithler, M. Rieger, F. Scheuch, L. Sonnenschein, D. Teysier, S. Thüer

RWTH Aachen University, III. Physikalisches Institut B, Aachen, GermanyV. Cherepanov, Y. Erdogan, G. Flügge, H. Geenen, M. Geisler, F. Hoehle, B. Kargoll, T. Kress, A. Künsken, J. Lingemann, A. Nehr Korn, A. Nowack, I.M. Nugent, C. Pistone, O. Pooth, A. Stahl¹⁵**Deutsches Elektronen-Synchrotron, Hamburg, Germany**M. Aldaya Martin, I. Asin, N. Bartosik, K. Beernaert, O. Behnke, U. Behrens, K. Borras¹⁹, A. Burgmeier, A. Campbell, C. Contreras-Campana, F. Costanza, C. Diez Pardos, G. Dolinska, S. Dooling, G. Eckerlin, D. Eckstein, T. Eichhorn, E. Gallo²⁰, J. Garay Garcia, A. Geiser, A. Gizhko, P. Gunnellini, J. Hauk, M. Hempel²¹, H. Jung, A. Kalogeropoulos, O. Karacheban²¹, M. Kasemann, P. Katsas, J. Kieseler, C. Kleinwort, I. Korol, W. Lange, J. Leonard, K. Lipka, A. Lobanov, W. Lohmann²¹, R. Mankel, I.-A. Melzer-Pellmann, A.B. Meyer, G. Mittag, J. Mnich, A. Mussgiller, A. Nayak, E. Ntomari, D. Pitzl, R. Placakyte, A. Raspereza, B. Roland, M.Ö. Sahin, P. Saxena, T. Schoerner-Sadenius, C. Seitz, S. Spannagel, N. Stefaniuk, K.D. Trippkewitz, R. Walsh, C. Wissing**University of Hamburg, Hamburg, Germany**V. Blobel, M. Centis Vignali, A.R. Draeger, T. Dreyer, J. Erfle, E. Garutti, K. Goebel, D. Gonzalez, M. Görner, J. Haller, M. Hoffmann, R.S. Höing, A. Junkes, R. Klanner, R. Kogler, N. Kovalchuk, T. Lapsien, T. Lenz, I. Marchesini, D. Marconi, M. Meyer, M. Niedziela, D. Nowatschin, J. Ott, F. Pantaleo¹⁵, T. Peiffer, A. Perieanu, N. Pietsch, J. Poehlsen, C. Sander, C. Scharf, P. Schleper, E. Schlieckau, A. Schmidt, S. Schumann, J. Schwandt, V. Sola, H. Stadie, G. Steinbrück, F.M. Stober, H. Tholen, D. Troendle, E. Usai, L. Vanelderden, A. Vanhoefer, B. Vormwald**Institut für Experimentelle Kernphysik, Karlsruhe, Germany**C. Barth, C. Baus, J. Berger, C. Böser, E. Butz, T. Chwalek, F. Colombo, W. De Boer, A. Descroix, A. Dierlamm, S. Fink, F. Frensch, R. Friese, M. Giffels, A. Gilbert, D. Haitz, F. Hartmann¹⁵, S.M. Heindl, U. Husemann, I. Katkov¹⁶, A. Kornmayer¹⁵, P. Lobelle

Pardo, B. Maier, H. Mildner, M.U. Mozer, T. Müller, Th. Müller, M. Plagge, G. Quast, K. Rabbertz, S. Röcker, F. Roscher, M. Schröder, G. Sieber, H.J. Simonis, R. Ulrich, J. Wagner-Kuhr, S. Wayand, M. Weber, T. Weiler, S. Williamson, C. Wöhrmann, R. Wolf

Institute of Nuclear and Particle Physics (INPP), NCSR Demokritos, Aghia Paraskevi, Greece

G. Anagnostou, G. Daskalakis, T. Gerasis, V.A. Giakoumopoulou, A. Kyriakis, D. Loukas, A. Psallidas, I. Topsis-Giotis

National and Kapodistrian University of Athens, Athens, Greece

A. Agapitos, S. Kesisoglou, A. Panagiotou, N. Saoulidou, E. Tziaferi

University of Ioánnina, Ioánnina, Greece

I. Evangelou, G. Flouris, C. Foudas, P. Kokkas, N. Loukas, N. Manthos, I. Papadopoulos, E. Paradas, J. Strologas

Wigner Research Centre for Physics, Budapest, Hungary

G. Bencze, C. Hajdu, P. Hidas, D. Horvath²², F. Sikler, V. Veszpremi, G. Vesztergombi²³, A.J. Zsigmond

Institute of Nuclear Research ATOMKI, Debrecen, Hungary

N. Beni, S. Czellar, J. Karancsi²⁴, J. Molnar, Z. Szillasi

University of Debrecen, Debrecen, Hungary

M. Bartók²³, A. Makovec, P. Raics, Z.L. Trocsanyi, B. Ujvari

National Institute of Science Education and Research, Bhubaneswar, India

S. Choudhury²⁵, P. Mal, K. Mandal, D.K. Sahoo, N. Sahoo, S.K. Swain

Panjab University, Chandigarh, India

S. Bansal, S.B. Beri, V. Bhatnagar, R. Chawla, R. Gupta, U. Bhawandeep, A.K. Kalsi, A. Kaur, M. Kaur, R. Kumar, A. Mehta, M. Mittal, J.B. Singh, G. Walia

University of Delhi, Delhi, India

Ashok Kumar, A. Bhardwaj, B.C. Choudhary, R.B. Garg, S. Keshri, A. Kumar, S. Malhotra, M. Naimuddin, N. Nishu, K. Ranjan, R. Sharma, V. Sharma

Saha Institute of Nuclear Physics, Kolkata, India

R. Bhattacharya, S. Bhattacharya, K. Chatterjee, S. Dey, S. Dutta, S. Ghosh, N. Majumdar, A. Modak, K. Mondal, S. Mukhopadhyay, S. Nandan, A. Purohit, A. Roy, D. Roy, S. Roy Chowdhury, S. Sarkar, M. Sharan

Bhabha Atomic Research Centre, Mumbai, India

R. Chudasama, D. Dutta, V. Jha, V. Kumar, A.K. Mohanty¹⁵, L.M. Pant, P. Shukla, A. Topkar

Tata Institute of Fundamental Research, Mumbai, India

T. Aziz, S. Banerjee, S. Bhowmik²⁶, R.M. Chatterjee, R.K. Dewanjee, S. Dugad, S. Ganguly, S. Ghosh, M. Guchait, A. Gurtu²⁷, Sa. Jain, G. Kole, S. Kumar, B. Mahakud,

M. Maity²⁶, G. Majumder, K. Mazumdar, S. Mitra, G.B. Mohanty, B. Parida, T. Sarkar²⁶,
N. Sur, B. Sutar, N. Wickramage²⁸

Indian Institute of Science Education and Research (IISER), Pune, India

S. Chauhan, S. Dube, A. Kapoor, K. Kotheekar, A. Rane, S. Sharma

Institute for Research in Fundamental Sciences (IPM), Tehran, Iran

H. Bakhshiansohi, H. Behnamian, S.M. Etesami²⁹, A. Fahim³⁰, M. Khakzad, M. Mohammadi Najafabadi, M. Naseri, S. Paktinat Mehdiabadi, F. Rezaei Hosseinabadi, B. Safarzadeh³¹, M. Zeinali

University College Dublin, Dublin, Ireland

M. Felcini, M. Grunewald

INFN Sezione di Bari ^a, Università di Bari ^b, Politecnico di Bari ^c, Bari, Italy

M. Abbrescia^{a,b}, C. Calabria^{a,b}, C. Caputo^{a,b}, A. Colaleo^a, D. Creanza^{a,c}, L. Cristella^{a,b},
N. De Filippis^{a,c}, M. De Palma^{a,b}, L. Fiore^a, G. Iaselli^{a,c}, G. Maggi^{a,c}, M. Maggi^a,
G. Miniello^{a,b}, S. My^{a,b}, S. Nuzzo^{a,b}, A. Pompili^{a,b}, G. Pugliese^{a,c}, R. Radogna^{a,b},
A. Ranieri^a, G. Selvaggi^{a,b}, L. Silvestris^{a,15}, R. Venditti^{a,b}

INFN Sezione di Bologna ^a, Università di Bologna ^b, Bologna, Italy

G. Abbiendi^a, C. Battilana¹⁵, D. Bonacorsi^{a,b}, S. Braibant-Giacomelli^{a,b}, L. Brigliadori^{a,b},
R. Campanini^{a,b}, P. Capiluppi^{a,b}, A. Castro^{a,b}, F.R. Cavallo^a, S.S. Chhibra^{a,b},
G. Codispoti^{a,b}, M. Cuffiani^{a,b}, G.M. Dallavalle^a, F. Fabbri^a, A. Fanfani^{a,b}, D. Fasanella^{a,b},
P. Giacomelli^a, C. Grandi^a, L. Guiducci^{a,b}, S. Marcellini^a, G. Masetti^a, A. Montanari^a,
F.L. Navarria^{a,b}, A. Perrotta^a, A.M. Rossi^{a,b}, T. Rovelli^{a,b}, G.P. Siroli^{a,b}, N. Tosi^{a,b,15}

INFN Sezione di Catania ^a, Università di Catania ^b, Catania, Italy

G. Cappello^b, M. Chiorboli^{a,b}, S. Costa^{a,b}, A. Di Mattia^a, F. Giordano^{a,b}, R. Potenza^{a,b},
A. Tricomi^{a,b}, C. Tuve^{a,b}

INFN Sezione di Firenze ^a, Università di Firenze ^b, Firenze, Italy

G. Barbagli^a, V. Ciulli^{a,b}, C. Civinini^a, R. D'Alessandro^{a,b}, E. Focardi^{a,b}, V. Gori^{a,b},
P. Lenzi^{a,b}, M. Meschini^a, S. Paoletti^a, G. Sguazzoni^a, L. Viliani^{a,b,15}

INFN Laboratori Nazionali di Frascati, Frascati, Italy

L. Benussi, S. Bianco, F. Fabbri, D. Piccolo, F. Primavera¹⁵

INFN Sezione di Genova ^a, Università di Genova ^b, Genova, Italy

V. Calvelli^{a,b}, F. Ferro^a, M. Lo Vetere^{a,b}, M.R. Monge^{a,b}, E. Robutti^a, S. Tosi^{a,b}

INFN Sezione di Milano-Bicocca ^a, Università di Milano-Bicocca ^b, Milano, Italy

L. Brianza, M.E. Dinardo^{a,b}, S. Fiorendi^{a,b}, S. Gennai^a, R. Gerosa^{a,b}, A. Ghezzi^{a,b},
P. Govoni^{a,b}, S. Malvezzi^a, R.A. Manzoni^{a,b,15}, B. Marzocchi^{a,b}, D. Menasce^a, L. Moroni^a,
M. Paganoni^{a,b}, D. Pedrini^a, S. Pigazzini, S. Ragazzi^{a,b}, N. Redaelli^a, T. Tabarelli de
Fatis^{a,b}

INFN Sezione di Napoli ^a, Università di Napoli 'Federico II' ^b, Napoli, Italy, Università della Basilicata ^c, Potenza, Italy, Università G. Marconi ^d, Roma, Italy

S. Buontempo^a, N. Cavallo^{a,c}, S. Di Guida^{a,d,15}, M. Esposito^{a,b}, F. Fabozzi^{a,c}, A.O.M. Iorio^{a,b}, G. Lanza^a, L. Lista^a, S. Meola^{a,d,15}, M. Merola^a, P. Paolucci^{a,15}, C. Sciacca^{a,b}, F. Thyssen

INFN Sezione di Padova ^a, Università di Padova ^b, Padova, Italy, Università di Trento ^c, Trento, Italy

P. Azzi^{a,15}, N. Bacchetta^a, L. Benato^{a,b}, D. Bisello^{a,b}, A. Boletti^{a,b}, R. Carlin^{a,b}, P. Checchia^a, M. Dall'Osso^{a,b,15}, T. Dorigo^a, U. Dosselli^a, S. Fantinel^a, F. Fanzago^a, F. Gasparini^{a,b}, U. Gasparini^{a,b}, F. Gonella^a, A. Gozzelino^a, S. Lacaprara^a, M. Margoni^{a,b}, A.T. Meneguzzo^{a,b}, J. Pazzini^{a,b,15}, N. Pozzobon^{a,b}, P. Ronchese^{a,b}, F. Simonetto^{a,b}, E. Torassa^a, M. Tosi^{a,b}, M. Zanetti, P. Zotto^{a,b}, A. Zucchetta^{a,b,15}, G. Zumerle^{a,b}

INFN Sezione di Pavia ^a, Università di Pavia ^b, Pavia, Italy

A. Braghieri^a, A. Magnani^{a,b}, P. Montagna^{a,b}, S.P. Ratti^{a,b}, V. Re^a, C. Riccardi^{a,b}, P. Salvini^a, I. Vai^{a,b}, P. Vitulo^{a,b}

INFN Sezione di Perugia ^a, Università di Perugia ^b, Perugia, Italy

L. Alunni Solestizi^{a,b}, G.M. Bilei^a, D. Ciangottini^{a,b}, L. Fanò^{a,b}, P. Lariccia^{a,b}, R. Leonardi^{a,b}, G. Mantovani^{a,b}, M. Menichelli^a, A. Saha^a, A. Santocchia^{a,b}

INFN Sezione di Pisa ^a, Università di Pisa ^b, Scuola Normale Superiore di Pisa ^c, Pisa, Italy

K. Androsov^{a,32}, P. Azzurri^{a,15}, G. Bagliesi^a, J. Bernardini^a, T. Boccali^a, R. Castaldi^a, M.A. Ciocci^{a,32}, R. Dell'Orso^a, S. Donato^{a,c}, G. Fedi, L. Foà^{a,c†}, A. Giassi^a, M.T. Grippo^{a,32}, F. Ligabue^{a,c}, T. Lomtadze^a, L. Martini^{a,b}, A. Messineo^{a,b}, F. Palla^a, A. Rizzi^{a,b}, A. Savoy-Navarro^{a,33}, P. Spagnolo^a, R. Tenchini^a, G. Tonelli^{a,b}, A. Venturi^a, P.G. Verdini^a

INFN Sezione di Roma ^a, Università di Roma ^b, Roma, Italy

L. Barone^{a,b}, F. Cavallari^a, G. D'imperio^{a,b,15}, D. Del Re^{a,b,15}, M. Diemoz^a, S. Gelli^{a,b}, C. Jorda^a, E. Longo^{a,b}, F. Margaroli^{a,b}, P. Meridiani^a, G. Organtini^{a,b}, R. Paramatti^a, F. Preiato^{a,b}, S. Rahatlou^{a,b}, C. Rovelli^a, F. Santanastasio^{a,b}

INFN Sezione di Torino ^a, Università di Torino ^b, Torino, Italy, Università del Piemonte Orientale ^c, Novara, Italy

N. Amapane^{a,b}, R. Arcidiacono^{a,c,15}, S. Argiro^{a,b}, M. Arneodo^{a,c}, R. Bellan^{a,b}, C. Biino^a, N. Cartiglia^a, M. Costa^{a,b}, R. Covarelli^{a,b}, A. Degano^{a,b}, N. Demaria^a, L. Finco^{a,b}, B. Kiani^{a,b}, C. Mariotti^a, S. Maselli^a, E. Migliore^{a,b}, V. Monaco^{a,b}, E. Monteil^{a,b}, M.M. Obertino^{a,b}, L. Pacher^{a,b}, N. Pastrone^a, M. Pelliccioni^a, G.L. Pinna Angioni^{a,b}, F. Ravera^{a,b}, A. Romero^{a,b}, M. Ruspa^{a,c}, R. Sacchi^{a,b}, A. Solano^{a,b}, A. Staiano^a

INFN Sezione di Trieste ^a, Università di Trieste ^b, Trieste, Italy

S. Belforte^a, V. Candelise^{a,b}, M. Casarsa^a, F. Cossutti^a, G. Della Ricca^{a,b}, B. Gobbo^a, C. La Licata^{a,b}, A. Schizzi^{a,b}, A. Zanetti^a

Kangwon National University, Chunchon, Korea

S.K. Nam

Kyungpook National University, Daegu, Korea

D.H. Kim, G.N. Kim, M.S. Kim, D.J. Kong, S. Lee, S.W. Lee, Y.D. Oh, A. Sakharov,
D.C. Son

Chonbuk National University, Jeonju, Korea

J.A. Brochero Cifuentes, H. Kim, T.J. Kim

**Chonnam National University, Institute for Universe and Elementary Particles,
Kwangju, Korea**

S. Song

Korea University, Seoul, Korea

S. Cho, S. Choi, Y. Go, D. Gyun, B. Hong, H. Kim, Y. Kim, B. Lee, K. Lee, K.S. Lee,
S. Lee, J. Lim, S.K. Park, Y. Roh

Seoul National University, Seoul, Korea

J. Almond, H. Lee, S.B. Oh, S.H. Seo, U. Yang, H.D. Yoo

University of Seoul, Seoul, Korea

M. Choi, H. Kim, J.H. Kim, J.S.H. Lee, I.C. Park, G. Ryu, M.S. Ryu

Sungkyunkwan University, Suwon, Korea

Y. Choi, J. Goh, D. Kim, E. Kwon, J. Lee, I. Yu

Vilnius University, Vilnius, Lithuania

V. Dudenas, A. Juodagalvis, J. Vaitkus

**National Centre for Particle Physics, Universiti Malaya, Kuala Lumpur,
Malaysia**

I. Ahmed, Z.A. Ibrahim, J.R. Komaragiri, M.A.B. Md Ali³⁴, F. Mohamad Idris³⁵,
W.A.T. Wan Abdullah, M.N. Yusli, Z. Zolkapli

Centro de Investigacion y de Estudios Avanzados del IPN, Mexico City, Mexico

E. Casimiro Linares, H. Castilla-Valdez, E. De La Cruz-Burelo, I. Heredia-De La Cruz³⁶,
A. Hernandez-Almada, R. Lopez-Fernandez, J. Mejia Guisao, A. Sanchez-Hernandez

Universidad Iberoamericana, Mexico City, Mexico

S. Carrillo Moreno, F. Vazquez Valencia

Benemerita Universidad Autonoma de Puebla, Puebla, Mexico

I. Pedraza, H.A. Salazar Ibarguen

Universidad Autónoma de San Luis Potosí, San Luis Potosí, Mexico

A. Morelos Pineda

University of Auckland, Auckland, New Zealand

D. Krofcheck

University of Canterbury, Christchurch, New Zealand

P.H. Butler

National Centre for Physics, Quaid-I-Azam University, Islamabad, Pakistan

A. Ahmad, M. Ahmad, Q. Hassan, H.R. Hoorani, W.A. Khan, T. Khurshid, M. Shoaib, M. Waqas

National Centre for Nuclear Research, Swierk, Poland

H. Bialkowska, M. Bluj, B. Boimska, T. Frueboes, M. Górski, M. Kazana, K. Nawrocki, K. Romanowska-Rybinska, M. Szleper, P. Traczyk, P. Zalewski

Institute of Experimental Physics, Faculty of Physics, University of Warsaw, Warsaw, Poland

G. Brona, K. Bunkowski, A. Byszuk³⁷, K. Doroba, A. Kalinowski, M. Konecki, J. Krolikowski, M. Misiura, M. Olszewski, M. Walczak

Laboratório de Instrumentação e Física Experimental de Partículas, Lisboa, Portugal

P. Bargassa, C. Beirão Da Cruz E Silva, A. Di Francesco, P. Faccioli, P.G. Ferreira Parracho, M. Gallinaro, J. Hollar, N. Leonardo, L. Lloret Iglesias, M.V. Nemallapudi, F. Nguyen, J. Rodrigues Antunes, J. Seixas, O. Toldaiev, D. Vadrucio, J. Varela, P. Vischia

Joint Institute for Nuclear Research, Dubna, Russia

P. Bunin, M. Gavrilenko, I. Golutvin, V. Karjavin, G. Kozlov, A. Lanev, A. Malakhov, V. Matveev^{38,39}, P. Moisenz, V. Palichik, V. Perelygin, M. Savina, S. Shmatov, S. Shulha, N. Skatchkov, V. Smirnov, E. Tikhonenko, B.S. Yuldashev⁴⁰, A. Zarubin

Petersburg Nuclear Physics Institute, Gatchina (St. Petersburg), Russia

V. Golovtsov, Y. Ivanov, V. Kim⁴¹, E. Kuznetsova, P. Levchenko, V. Murzin, V. Oreshkin, I. Smirnov, V. Sulimov, L. Uvarov, S. Vavilov, A. Vorobyev

Institute for Nuclear Research, Moscow, Russia

Yu. Andreev, A. Dermenev, S. Gninenko, N. Golubev, A. Karneyeu, M. Kirsanov, N. Krasnikov, A. Pashenkov, D. Tlisov, A. Toropin

Institute for Theoretical and Experimental Physics, Moscow, Russia

V. Epshteyn, V. Gavrilov, N. Lychkovskaya, V. Popov, I. Pozdnyakov, G. Safronov, A. Spiridonov, E. Vlasov, A. Zhokin

National Research Nuclear University 'Moscow Engineering Physics Institute' (MEPhI), Moscow, Russia

M. Chadeeva, R. Chistov, O. Markin, V. Rusinov, E. Tarkovskii

P.N. Lebedev Physical Institute, Moscow, Russia

V. Andreev, M. Azarkin³⁹, I. Dremin³⁹, M. Kirakosyan, A. Leonidov³⁹, G. Mesyats, S.V. Rusakov

Skobeltsyn Institute of Nuclear Physics, Lomonosov Moscow State University, Moscow, Russia

A. Baskakov, A. Belyaev, E. Boos, M. Dubinin⁴², L. Dudko, A. Ershov, A. Gribushin, V. Klyukhin, O. Kodolova, I. Lokhtin, I. Miagkov, S. Obraztsov, S. Petrushanko, V. Savrin, A. Snigirev

State Research Center of Russian Federation, Institute for High Energy Physics, Protvino, Russia

I. Azhgirey, I. Bayshev, S. Bitioukov, V. Kachanov, A. Kalinin, D. Konstantinov, V. Krychkin, V. Petrov, R. Ryutin, A. Sobol, L. Tourtchanovitch, S. Troshin, N. Tyurin, A. Uzunian, A. Volkov

University of Belgrade, Faculty of Physics and Vinca Institute of Nuclear Sciences, Belgrade, Serbia

P. Adzic⁴³, P. Cirkovic, D. Devetak, J. Milosevic, V. Rekovic

Centro de Investigaciones Energéticas Medioambientales y Tecnológicas (CIEMAT), Madrid, Spain

J. Alcaraz Maestre, E. Calvo, M. Cerrada, M. Chamizo Llatas, N. Colino, B. De La Cruz, A. Delgado Peris, A. Escalante Del Valle, C. Fernandez Bedoya, J.P. Fernández Ramos, J. Flix, M.C. Fouz, P. Garcia-Abia, O. Gonzalez Lopez, S. Goy Lopez, J.M. Hernandez, M.I. Josa, E. Navarro De Martino, A. Pérez-Calero Yzquierdo, J. Puerta Pelayo, A. Quintario Olmeda, I. Redondo, L. Romero, M.S. Soares

Universidad Autónoma de Madrid, Madrid, Spain

J.F. de Trocóniz, M. Missiroli, D. Moran

Universidad de Oviedo, Oviedo, Spain

J. Cuevas, J. Fernandez Menendez, S. Folgueras, I. Gonzalez Caballero, E. Palencia Cortezon¹⁵, J.M. Vizán Garcia

Instituto de Física de Cantabria (IFCA), CSIC-Universidad de Cantabria, Santander, Spain

I.J. Cabrillo, A. Calderon, J.R. Castiñeiras De Saa, E. Curras, P. De Castro Manzano, M. Fernandez, J. Garcia-Ferrero, G. Gomez, A. Lopez Virto, J. Marco, R. Marco, C. Martinez Rivero, F. Matorras, J. Piedra Gomez, T. Rodrigo, A.Y. Rodríguez-Marrero, A. Ruiz-Jimeno, L. Scodellaro, N. Trevisani, I. Vila, R. Vilar Cortabitarte

CERN, European Organization for Nuclear Research, Geneva, Switzerland

D. Abbaneo, E. Auffray, G. Auzinger, M. Bachtis, P. Baillon, A.H. Ball, D. Barney, A. Benaglia, L. Benhabib, G.M. Berruti, P. Bloch, A. Bocci, A. Bonato, C. Botta, H. Breuker, T. Camporesi, R. Castello, M. Cepeda, G. Cerminara, M. D'Alfonso, D. d'Enterria, A. Dabrowski, V. Daponte, A. David, M. De Gruttola, F. De Guio, A. De Roeck, E. Di Marco⁴⁴, M. Dobson, M. Dordevic, B. Dorney, T. du Pree, D. Duggan, M. Dünser, N. Dupont, A. Elliott-Peisert, G. Franzoni, J. Fulcher, W. Funk, D. Gigi, K. Gill, M. Girone, F. Glege, R. Guida, S. Gundacker, M. Guthoff, J. Hammer, P. Harris, J. Hegeman, V. Innocente, P. Janot, H. Kirschenmann, V. Knünz, M.J. Kortelainen, K. Kousouris,

P. Lecoq, C. Lourenço, M.T. Lucchini, N. Magini, L. Malgeri, M. Mannelli, A. Martelli, L. Masetti, F. Meijers, S. Mersi, E. Meschi, F. Moortgat, S. Morovic, M. Mulders, H. Neugebauer, S. Orfanelli⁴⁵, L. Orsini, L. Pape, E. Perez, M. Peruzzi, A. Petrilli, G. Petrucciani, A. Pfeiffer, M. Pierini, D. Piparo, A. Racz, T. Reis, G. Rolandi⁴⁶, M. Rovere, M. Ruan, H. Sakulin, J.B. Sauvan, C. Schäfer, C. Schwick, M. Seidel, A. Sharma, P. Silva, M. Simon, P. Sphicas⁴⁷, J. Steggemann, M. Stoye, Y. Takahashi, D. Treille, A. Triossi, A. Tsirou, V. Veckalns⁴⁸, G.I. Veres²³, N. Wardle, H.K. Wöhri, A. Zagozdzińska³⁷, W.D. Zeuner

Paul Scherrer Institut, Villigen, Switzerland

W. Bertl, K. Deiters, W. Erdmann, R. Horisberger, Q. Ingram, H.C. Kaestli, D. Kotlinski, U. Langenegger, T. Rohe

Institute for Particle Physics, ETH Zurich, Zurich, Switzerland

F. Bachmair, L. Bäni, L. Bianchini, B. Casal, G. Dissertori, M. Dittmar, M. Donegà, P. Eller, C. Grab, C. Heidegger, D. Hits, J. Hoss, G. Kasieczka, P. Lecomte[†], W. Lustermann, B. Mangano, M. Marionneau, P. Martinez Ruiz del Arbol, M. Masciovecchio, M.T. Meinhard, D. Meister, F. Micheli, P. Musella, F. Nessi-Tedaldi, F. Pandolfi, J. Pata, F. Pauss, G. Perrin, L. Perrozzi, M. Quittnat, M. Rossini, M. Schönenberger, A. Starodumov⁴⁹, M. Takahashi, V.R. Tavolaro, K. Theofilatos, R. Wallny

Universität Zürich, Zurich, Switzerland

T.K. Aarrestad, C. Amsler⁵⁰, L. Caminada, M.F. Canelli, V. Chiochia, A. De Cosa, C. Galloni, A. Hinzmann, T. Hreus, B. Kilminster, C. Lange, J. Ngadiuba, D. Pinna, G. Rauco, P. Robmann, D. Salerno, Y. Yang

National Central University, Chung-Li, Taiwan

K.H. Chen, T.H. Doan, Sh. Jain, R. Khurana, M. Konyushikhin, C.M. Kuo, W. Lin, Y.J. Lu, A. Pozdnyakov, S.S. Yu

National Taiwan University (NTU), Taipei, Taiwan

Arun Kumar, P. Chang, Y.H. Chang, Y.W. Chang, Y. Chao, K.F. Chen, P.H. Chen, C. Dietz, F. Fiori, U. Grundler, W.-S. Hou, Y. Hsiung, Y.F. Liu, R.-S. Lu, M. Miñano Moya, E. Petrakou, J.f. Tsai, Y.M. Tzeng

Chulalongkorn University, Faculty of Science, Department of Physics, Bangkok, Thailand

B. Asavapibhop, K. Kovitanggoon, G. Singh, N. Srimanobhas, N. Suwonjandee

Cukurova University, Adana, Turkey

A. Adiguzel, M.N. Bakirci⁵¹, S. Damarseckin, Z.S. Demiroglu, C. Dozen, E. Eskut, S. Girgis, G. Gokbulut, Y. Guler, E. Gurpinar, I. Hos, E.E. Kangal⁵², G. Onengut⁵³, K. Ozdemir⁵⁴, S. Ozturk⁵¹, D. Sunar Cerci⁵⁵, B. Tali⁵⁵, H. Topakli⁵¹, C. Zorbilmez

Middle East Technical University, Physics Department, Ankara, Turkey

B. Bilin, S. Bilmis, B. Isildak⁵⁶, G. Karapinar⁵⁷, M. Yalvac, M. Zeyrek

Bogazici University, Istanbul, Turkey

E. Gülmez, M. Kaya⁵⁸, O. Kaya⁵⁹, E.A. Yetkin⁶⁰, T. Yetkin⁶¹

Istanbul Technical University, Istanbul, TurkeyA. Cakir, K. Cankocak, S. Sen⁶², F.I. Vardarli**Institute for Scintillation Materials of National Academy of Science of Ukraine, Kharkov, Ukraine**

B. Grynyov

National Scientific Center, Kharkov Institute of Physics and Technology, Kharkov, Ukraine

L. Levchuk, P. Sorokin

University of Bristol, Bristol, United KingdomR. Aggleton, F. Ball, L. Beck, J.J. Brooke, D. Burns, E. Clement, D. Cussans, H. Flacher, J. Goldstein, M. Grimes, G.P. Heath, H.F. Heath, J. Jacob, L. Kreczko, C. Lucas, Z. Meng, D.M. Newbold⁶³, S. Paramesvaran, A. Poll, T. Sakuma, S. Seif El Nasr-storey, S. Senkin, D. Smith, V.J. Smith**Rutherford Appleton Laboratory, Didcot, United Kingdom**K.W. Bell, A. Belyaev⁶⁴, C. Brew, R.M. Brown, L. Calligaris, D. Cieri, D.J.A. Cockerill, J.A. Coughlan, K. Harder, S. Harper, E. Olaiya, D. Petyt, C.H. Shepherd-Themistocleous, A. Thea, I.R. Tomalin, T. Williams, S.D. Worm**Imperial College, London, United Kingdom**M. Baber, R. Bainbridge, O. Buchmuller, A. Bundock, D. Burton, S. Casasso, M. Citron, D. Colling, L. Corpe, P. Dauncey, G. Davies, A. De Wit, M. Della Negra, P. Dunne, A. Elwood, D. Futyan, G. Hall, G. Iles, R. Lane, R. Lucas⁶³, L. Lyons, A.-M. Magnan, S. Malik, L. Mastrolorenzo, J. Nash, A. Nikitenko⁴⁹, J. Pela, B. Penning, M. Pesaresi, D.M. Raymond, A. Richards, A. Rose, C. Seez, A. Tapper, K. Uchida, M. Vazquez Acosta⁶⁵, T. Virdee¹⁵, S.C. Zenz**Brunel University, Uxbridge, United Kingdom**

J.E. Cole, P.R. Hobson, A. Khan, P. Kyberd, D. Leslie, I.D. Reid, P. Symonds, L. Teodorescu, M. Turner

Baylor University, Waco, USA

A. Borzou, K. Call, J. Dittmann, K. Hatakeyama, H. Liu, N. Pastika

The University of Alabama, Tuscaloosa, USA

O. Charaf, S.I. Cooper, C. Henderson, P. Rumerio

Boston University, Boston, USA

D. Arcaro, A. Avetisyan, T. Bose, D. Gastler, D. Rankin, C. Richardson, J. Rohlf, L. Sulak, D. Zou

Brown University, Providence, USA

J. Alimena, G. Benelli, E. Berry, D. Cutts, A. Ferapontov, A. Garabedian, J. Hakala, U. Heintz, O. Jesus, E. Laird, G. Landsberg, Z. Mao, M. Narain, S. Piperov, S. Sagir, R. Syarif

University of California, Davis, Davis, USA

R. Breedon, G. Breto, M. Calderon De La Barca Sanchez, S. Chauhan, M. Chertok, J. Conway, R. Conway, P.T. Cox, R. Erbacher, G. Funk, M. Gardner, W. Ko, R. Lander, C. Mclean, M. Mulhearn, D. Pellett, J. Pilot, F. Ricci-Tam, S. Shalhout, J. Smith, M. Squires, D. Stolp, M. Tripathi, S. Wilbur, R. Yohay

University of California, Los Angeles, USA

R. Cousins, P. Everaerts, A. Florent, J. Hauser, M. Ignatenko, D. Saltzberg, E. Takasugi, V. Valuev, M. Weber

University of California, Riverside, Riverside, USA

K. Burt, R. Clare, J. Ellison, J.W. Gary, G. Hanson, J. Heilman, M. Iova PANEVA, P. Jandir, E. Kennedy, F. Lacroix, O.R. Long, M. Malberti, M. Olmedo Negrete, A. Shrinivas, H. Wei, S. Wimpenny, B. R. Yates

University of California, San Diego, La Jolla, USA

J.G. Branson, G.B. Cerati, S. Cittolin, R.T. D'Agnolo, M. Derdzinski, A. Holzner, R. Kelley, D. Klein, J. Letts, I. Macneill, D. Olivito, S. Padhi, M. Pieri, M. Sani, V. Sharma, S. Simon, M. Tadel, A. Vartak, S. Wasserbaech⁶⁶, C. Welke, F. Würthwein, A. Yagil, G. Zevi Della Porta

University of California, Santa Barbara, Santa Barbara, USA

J. Bradmiller-Feld, C. Campagnari, A. Dishaw, V. Dutta, K. Flowers, M. Franco Sevilla, P. Geffert, C. George, F. Golf, L. Gouskos, J. Gran, J. Incandela, N. Mccoll, S.D. Mullin, J. Richman, D. Stuart, I. Suarez, C. West, J. Yoo

California Institute of Technology, Pasadena, USA

D. Anderson, A. Apresyan, J. Bendavid, A. Bornheim, J. Bunn, Y. Chen, J. Duarte, A. Mott, H.B. Newman, C. Pena, M. Spiropulu, J.R. Vlimant, S. Xie, R.Y. Zhu

Carnegie Mellon University, Pittsburgh, USA

M.B. Andrews, V. Azzolini, A. Calamba, B. Carlson, T. Ferguson, M. Paulini, J. Russ, M. Sun, H. Vogel, I. Vorobiev

University of Colorado Boulder, Boulder, USA

J.P. Cumalat, W.T. Ford, A. Gaz, F. Jensen, A. Johnson, M. Krohn, T. Mulholland, U. Nauenberg, K. Stenson, S.R. Wagner

Cornell University, Ithaca, USA

J. Alexander, A. Chatterjee, J. Chaves, J. Chu, S. Dittmer, N. Eggert, N. Mirman, G. Nicolas Kaufman, J.R. Patterson, A. Rinkevicius, A. Ryd, L. Skinnari, L. Soffi, W. Sun, S.M. Tan, W.D. Teo, J. Thom, J. Thompson, J. Tucker, Y. Weng, P. Wittich

Fermi National Accelerator Laboratory, Batavia, USA

S. Abdullin, M. Albrow, G. Apollinari, S. Banerjee, L.A.T. Bauerdick, A. Beretvas, J. Berryhill, P.C. Bhat, G. Bolla, K. Burkett, J.N. Butler, H.W.K. Cheung, F. Chlebana, S. Cihangir, V.D. Elvira, I. Fisk, J. Freeman, E. Gottschalk, L. Gray, D. Green, S. Grünendahl, O. Gutsche, J. Hanlon, D. Hare, R.M. Harris, S. Hasegawa, J. Hirschauer,

Z. Hu, B. Jayatilaka, S. Jindariani, M. Johnson, U. Joshi, B. Klima, B. Kreis, S. Lammel, J. Lewis, J. Linacre, D. Lincoln, R. Lipton, T. Liu, R. Lopes De Sá, J. Lykken, K. Maeshima, J.M. Marraffino, S. Maruyama, D. Mason, P. McBride, P. Merkel, S. Mrenna, S. Nahn, C. Newman-Holmes[†], V. O'Dell, K. Pedro, O. Prokofyev, G. Rakness, E. Sexton-Kennedy, A. Soha, W.J. Spalding, L. Spiegel, S. Stoynev, N. Strobbe, L. Taylor, S. Tkaczyk, N.V. Tran, L. Uplegger, E.W. Vaandering, C. Vernieri, M. Verzocchi, R. Vidal, M. Wang, H.A. Weber, A. Whitbeck

University of Florida, Gainesville, USA

D. Acosta, P. Avery, P. Bortignon, D. Bourilkov, A. Brinkerhoff, A. Carnes, M. Carver, D. Curry, S. Das, R.D. Field, I.K. Furic, J. Konigsberg, A. Korytov, K. Kotov, P. Ma, K. Matchev, H. Mei, P. Milenovic⁶⁷, G. Mitselmakher, D. Rank, R. Rossin, L. Shchutska, M. Snowball, D. Sperka, N. Terentyev, L. Thomas, J. Wang, S. Wang, J. Yelton

Florida International University, Miami, USA

S. Linn, P. Markowitz, G. Martinez, J.L. Rodriguez

Florida State University, Tallahassee, USA

A. Ackert, J.R. Adams, T. Adams, A. Askew, S. Bein, J. Bochenek, B. Diamond, J. Haas, S. Hagopian, V. Hagopian, K.F. Johnson, A. Khatiwada, H. Prosper, M. Weinberg

Florida Institute of Technology, Melbourne, USA

M.M. Baarmand, V. Bhopatkar, S. Colafranceschi⁶⁸, M. Hohlmann, H. Kalakhety, D. Noonan, T. Roy, F. Yumiceva

University of Illinois at Chicago (UIC), Chicago, USA

M.R. Adams, L. Apanasevich, D. Berry, R.R. Betts, I. Bucinskaite, R. Cavanaugh, O. Evdokimov, L. Gauthier, C.E. Gerber, D.J. Hofman, P. Kurt, C. O'Brien, I.D. Sandoval Gonzalez, P. Turner, N. Varelas, Z. Wu, M. Zakaria, J. Zhang

The University of Iowa, Iowa City, USA

B. Bilki⁶⁹, W. Clarida, K. Dilsiz, S. Durgut, R.P. Gandrajula, M. Haytmyradov, V. Khristenko, J.-P. Merlo, H. Mermerkaya⁷⁰, A. Mestvirishvili, A. Moeller, J. Nachtman, H. Ogul, Y. Onel, F. Ozok⁷¹, A. Penzo, C. Snyder, E. Tiras, J. Wetzel, K. Yi

Johns Hopkins University, Baltimore, USA

I. Anderson, B.A. Barnett, B. Blumenfeld, A. Cocoros, N. Eminizer, D. Fehling, L. Feng, A.V. Gritsan, P. Maksimovic, M. Osherson, J. Roskes, U. Sarica, M. Swartz, M. Xiao, Y. Xin, C. You

The University of Kansas, Lawrence, USA

P. Baringer, A. Bean, C. Bruner, R.P. Kenny III, A. Kropivnitskaya, D. Majumder, M. Malek, W. Mcbrayer, M. Murray, S. Sanders, R. Stringer, Q. Wang

Kansas State University, Manhattan, USA

A. Ivanov, K. Kaadze, S. Khalil, M. Makouski, Y. Maravin, A. Mohammadi, L.K. Saini, N. Skhirtladze, S. Toda

Lawrence Livermore National Laboratory, Livermore, USA

D. Lange, F. Rebassoo, D. Wright

University of Maryland, College Park, USA

C. Anelli, A. Baden, O. Baron, A. Belloni, B. Calvert, S.C. Eno, C. Ferraioli, J.A. Gomez, N.J. Hadley, S. Jabeen, R.G. Kellogg, T. Kolberg, J. Kunkle, Y. Lu, A.C. Mignerey, Y.H. Shin, A. Skuja, M.B. Tonjes, S.C. Tonwar

Massachusetts Institute of Technology, Cambridge, USA

A. Apyan, R. Barbieri, A. Baty, R. Bi, K. Bierwagen, S. Brandt, W. Busza, I.A. Cali, Z. Demiragli, L. Di Matteo, G. Gomez Ceballos, M. Goncharov, D. Gulhan, Y. Iiyama, G.M. Innocenti, M. Klute, D. Kovalskyi, K. Krajczar, Y.S. Lai, Y.-J. Lee, A. Levin, P.D. Luckey, A.C. Marini, C. McGinn, C. Mironov, S. Narayanan, X. Niu, C. Paus, C. Roland, G. Roland, J. Salfeld-Nebgen, G.S.F. Stephans, K. Sumorok, K. Tatar, M. Varma, D. Velicanu, J. Veverka, J. Wang, T.W. Wang, B. Wyslouch, M. Yang, V. Zhukova

University of Minnesota, Minneapolis, USA

A.C. Benvenuti, B. Dahmes, A. Evans, A. Finkel, A. Gude, P. Hansen, S. Kalafut, S.C. Kao, K. Klapoetke, Y. Kubota, Z. Lesko, J. Mans, S. Nourbakhsh, N. Ruckstuhl, R. Rusack, N. Tambe, J. Turkewitz

University of Mississippi, Oxford, USA

J.G. Acosta, S. Oliveros

University of Nebraska-Lincoln, Lincoln, USA

E. Avdeeva, R. Bartek, K. Bloom, S. Bose, D.R. Claes, A. Dominguez, C. Fangmeier, R. Gonzalez Suarez, R. Kamalieddin, D. Knowlton, I. Kravchenko, F. Meier, J. Monroy, F. Ratnikov, J.E. Siado, G.R. Snow, B. Stieger

State University of New York at Buffalo, Buffalo, USA

M. Alyari, J. Dolen, J. George, A. Godshalk, C. Harrington, I. Iashvili, J. Kaisen, A. Kharchilava, A. Kumar, S. Rappoccio, B. Roobahani

Northeastern University, Boston, USA

G. Alverson, E. Barberis, D. Baumgartel, M. Chasco, A. Hortiangtham, A. Massironi, D.M. Morse, D. Nash, T. Orimoto, R. Teixeira De Lima, D. Trocino, R.-J. Wang, D. Wood, J. Zhang

Northwestern University, Evanston, USA

S. Bhattacharya, K.A. Hahn, A. Kubik, J.F. Low, N. Mucia, N. Odell, B. Pollack, M.H. Schmitt, K. Sung, M. Trovato, M. Velasco

University of Notre Dame, Notre Dame, USA

N. Dev, M. Hildreth, C. Jessop, D.J. Karmgard, N. Kellams, K. Lannon, N. Marinelli, F. Meng, C. Mueller, Y. Musienko³⁸, M. Planer, A. Reinsvold, R. Ruchti, N. Rupprecht, G. Smith, S. Taroni, N. Valls, M. Wayne, M. Wolf, A. Woodard

The Ohio State University, Columbus, USA

L. Antonelli, J. Brinson, B. Bylsma, L.S. Durkin, S. Flowers, A. Hart, C. Hill, R. Hughes, W. Ji, T.Y. Ling, B. Liu, W. Luo, D. Puigh, M. Rodenburg, B.L. Winer, H.W. Wulsin

Princeton University, Princeton, USA

O. Driga, P. Elmer, J. Hardenbrook, P. Hebda, S.A. Koay, P. Lujan, D. Marlow, T. Medvedeva, M. Mooney, J. Olsen, C. Palmer, P. Piroué, D. Stickland, C. Tully, A. Zuranski

University of Puerto Rico, Mayaguez, USA

S. Malik

Purdue University, West Lafayette, USA

A. Barker, V.E. Barnes, D. Benedetti, D. Bortoletto, L. Gutay, M.K. Jha, M. Jones, A.W. Jung, K. Jung, D.H. Miller, N. Neumeister, B.C. Radburn-Smith, X. Shi, I. Shipsey, D. Silvers, J. Sun, A. Svyatkovskiy, F. Wang, W. Xie, L. Xu

Purdue University Calumet, Hammond, USA

N. Parashar, J. Stupak

Rice University, Houston, USA

A. Adair, B. Akgun, Z. Chen, K.M. Ecklund, F.J.M. Geurts, M. Guilbaud, W. Li, B. Michlin, M. Northup, B.P. Padley, R. Redjimi, J. Roberts, J. Rorie, Z. Tu, J. Zabel

University of Rochester, Rochester, USA

B. Betchart, A. Bodek, P. de Barbaro, R. Demina, Y. Eshaq, T. Ferbel, M. Galanti, A. Garcia-Bellido, J. Han, O. Hindrichs, A. Khukhunaishvili, K.H. Lo, P. Tan, M. Verzetti

Rutgers, The State University of New Jersey, Piscataway, USA

J.P. Chou, E. Contreras-Campana, D. Ferencek, Y. Gershtein, E. Halkiadakis, M. Heindl, D. Hidas, E. Hughes, S. Kaplan, R. Kunnawalkam Elayavalli, A. Lath, K. Nash, H. Saka, S. Salur, S. Schnetzer, D. Sheffield, S. Somalwar, R. Stone, S. Thomas, P. Thomassen, M. Walker

University of Tennessee, Knoxville, USA

M. Foerster, G. Riley, K. Rose, S. Spanier, K. Thapa

Texas A&M University, College Station, USA

O. Bouhali⁷², A. Castaneda Hernandez⁷², A. Celik, M. Dalchenko, M. De Mattia, A. Delgado, S. Dildick, R. Eusebi, J. Gilmore, T. Huang, T. Kamon⁷³, V. Krutelyov, R. Mueller, I. Osipenkov, Y. Pakhotin, R. Patel, A. Perloff, D. Rathjens, A. Rose, A. Safonov, A. Tatarinov, K.A. Ulmer

Texas Tech University, Lubbock, USA

N. Akchurin, C. Cowden, J. Damgov, C. Dragoiu, P.R. Duderu, J. Faulkner, S. Kunori, K. Lamichhane, S.W. Lee, T. Libeiro, S. Undleeb, I. Volobouev, Z. Wang

Vanderbilt University, Nashville, USA

E. Appelt, A.G. Delannoy, S. Greene, A. Gurrola, R. Janjam, W. Johns, C. Maguire, Y. Mao, A. Melo, H. Ni, P. Sheldon, S. Tuo, J. Velkovska, Q. Xu

University of Virginia, Charlottesville, USA

M.W. Arenton, P. Barria, B. Cox, B. Francis, J. Goodell, R. Hirosky, A. Ledovskoy, H. Li, C. Neu, T. Sinthuprasith, X. Sun, Y. Wang, E. Wolfe, J. Wood, F. Xia

Wayne State University, Detroit, USA

C. Clarke, R. Harr, P.E. Karchin, C. Kottachchi Kankanamge Don, P. Lamichhane, J. Sturdy

University of Wisconsin - Madison, Madison, WI, USA

D.A. Belknap, D. Carlsmith, S. Dasu, L. Dodd, S. Duric, B. Gomber, M. Grothe, M. Herndon, A. Hervé, P. Klabbers, A. Lanaro, A. Levine, K. Long, R. Loveless, A. Mohapatra, I. Ojalvo, T. Perry, G.A. Pierro, G. Polese, T. Ruggles, T. Sarangi, A. Savin, A. Sharma, N. Smith, W.H. Smith, D. Taylor, P. Verwilligen, N. Woods

†: Deceased

1: Also at Vienna University of Technology, Vienna, Austria

2: Also at State Key Laboratory of Nuclear Physics and Technology, Peking University, Beijing, China

3: Also at Institut Pluridisciplinaire Hubert Curien, Université de Strasbourg, Université de Haute Alsace Mulhouse, CNRS/IN2P3, Strasbourg, France

4: Also at Universidade Estadual de Campinas, Campinas, Brazil

5: Also at Centre National de la Recherche Scientifique (CNRS) - IN2P3, Paris, France

6: Also at Université Libre de Bruxelles, Bruxelles, Belgium

7: Also at Laboratoire Leprince-Ringuet, Ecole Polytechnique, IN2P3-CNRS, Palaiseau, France

8: Also at Joint Institute for Nuclear Research, Dubna, Russia

9: Also at Helwan University, Cairo, Egypt

10: Now at Zewail City of Science and Technology, Zewail, Egypt

11: Also at Ain Shams University, Cairo, Egypt

12: Also at Fayoum University, El-Fayoum, Egypt

13: Now at British University in Egypt, Cairo, Egypt

14: Also at Université de Haute Alsace, Mulhouse, France

15: Also at CERN, European Organization for Nuclear Research, Geneva, Switzerland

16: Also at Skobeltsyn Institute of Nuclear Physics, Lomonosov Moscow State University, Moscow, Russia

17: Also at Tbilisi State University, Tbilisi, Georgia

18: Also at Ilia State University, Tbilisi, Georgia

19: Also at RWTH Aachen University, III. Physikalisches Institut A, Aachen, Germany

20: Also at University of Hamburg, Hamburg, Germany

21: Also at Brandenburg University of Technology, Cottbus, Germany

22: Also at Institute of Nuclear Research ATOMKI, Debrecen, Hungary

23: Also at MTA-ELTE Lendület CMS Particle and Nuclear Physics Group, Eötvös Loránd University, Budapest, Hungary

24: Also at University of Debrecen, Debrecen, Hungary

25: Also at Indian Institute of Science Education and Research, Bhopal, India

26: Also at University of Visva-Bharati, Santiniketan, India

- 27: Now at King Abdulaziz University, Jeddah, Saudi Arabia
- 28: Also at University of Ruhuna, Matara, Sri Lanka
- 29: Also at Isfahan University of Technology, Isfahan, Iran
- 30: Also at University of Tehran, Department of Engineering Science, Tehran, Iran
- 31: Also at Plasma Physics Research Center, Science and Research Branch, Islamic Azad University, Tehran, Iran
- 32: Also at Università degli Studi di Siena, Siena, Italy
- 33: Also at Purdue University, West Lafayette, USA
- 34: Also at International Islamic University of Malaysia, Kuala Lumpur, Malaysia
- 35: Also at Malaysian Nuclear Agency, MOSTI, Kajang, Malaysia
- 36: Also at Consejo Nacional de Ciencia y Tecnología, Mexico city, Mexico
- 37: Also at Warsaw University of Technology, Institute of Electronic Systems, Warsaw, Poland
- 38: Also at Institute for Nuclear Research, Moscow, Russia
- 39: Now at National Research Nuclear University 'Moscow Engineering Physics Institute' (MEPhI), Moscow, Russia
- 40: Also at Institute of Nuclear Physics of the Uzbekistan Academy of Sciences, Tashkent, Uzbekistan
- 41: Also at St. Petersburg State Polytechnical University, St. Petersburg, Russia
- 42: Also at California Institute of Technology, Pasadena, USA
- 43: Also at Faculty of Physics, University of Belgrade, Belgrade, Serbia
- 44: Also at INFN Sezione di Roma; Università di Roma, Roma, Italy
- 45: Also at National Technical University of Athens, Athens, Greece
- 46: Also at Scuola Normale e Sezione dell'INFN, Pisa, Italy
- 47: Also at National and Kapodistrian University of Athens, Athens, Greece
- 48: Also at Riga Technical University, Riga, Latvia
- 49: Also at Institute for Theoretical and Experimental Physics, Moscow, Russia
- 50: Also at Albert Einstein Center for Fundamental Physics, Bern, Switzerland
- 51: Also at Gaziosmanpasa University, Tokat, Turkey
- 52: Also at Mersin University, Mersin, Turkey
- 53: Also at Cag University, Mersin, Turkey
- 54: Also at Piri Reis University, Istanbul, Turkey
- 55: Also at Adiyaman University, Adiyaman, Turkey
- 56: Also at Ozyegin University, Istanbul, Turkey
- 57: Also at Izmir Institute of Technology, Izmir, Turkey
- 58: Also at Marmara University, Istanbul, Turkey
- 59: Also at Kafkas University, Kars, Turkey
- 60: Also at Istanbul Bilgi University, Istanbul, Turkey
- 61: Also at Yildiz Technical University, Istanbul, Turkey
- 62: Also at Hacettepe University, Ankara, Turkey
- 63: Also at Rutherford Appleton Laboratory, Didcot, U.K.
- 64: Also at School of Physics and Astronomy, University of Southampton, Southampton, U.K.
- 65: Also at Instituto de Astrofísica de Canarias, La Laguna, Spain
- 66: Also at Utah Valley University, Orem, USA
- 67: Also at University of Belgrade, Faculty of Physics and Vinca Institute of Nuclear Sciences, Belgrade, Serbia
- 68: Also at Facoltà Ingegneria, Università di Roma, Roma, Italy
- 69: Also at Argonne National Laboratory, Argonne, USA
- 70: Also at Erzincan University, Erzincan, Turkey
- 71: Also at Mimar Sinan University, Istanbul, Istanbul, Turkey
- 72: Also at Texas A&M University at Qatar, Doha, Qatar
- 73: Also at Kyungpook National University, Daegu, Korea