

Lawrence Berkeley National Laboratory

LBL Publications

Title

Crystalline Beam Properties as Predicted for the Storage Ring ASTRID and TSR

Permalink

<https://escholarship.org/uc/item/7zn8m4xd>

Authors

Wei, J

Li, X.-P.

Sessler, A

Publication Date

1995-03-01

Copyright Information

This work is made available under the terms of a Creative Commons Attribution License, available at <https://creativecommons.org/licenses/by/4.0/>



Lawrence Berkeley Laboratory

UNIVERSITY OF CALIFORNIA

Accelerator & Fusion Research Division

Presented at the Particle Accelerator Conference 1995, Dallas, TX,
May 1-5, 1995, and to be published in the Proceedings

Crystalline Beam Properties as Predicted for the Storage Ring ASTRID and TSR


J. Wei, X.-P. Li, and A. Sessler

March 1995

U. C. Lawrence Berkeley Laboratory
Library, Berkeley

FOR REFERENCE

Not to be taken from this room



REFERENCE COPY |
Does Not |
Circulate |
Bldg. 50 Library.
Copy 1

LBL-36495

DISCLAIMER

This document was prepared as an account of work sponsored by the United States Government. While this document is believed to contain correct information, neither the United States Government nor any agency thereof, nor the Regents of the University of California, nor any of their employees, makes any warranty, express or implied, or assumes any legal responsibility for the accuracy, completeness, or usefulness of any information, apparatus, product, or process disclosed, or represents that its use would not infringe privately owned rights. Reference herein to any specific commercial product, process, or service by its trade name, trademark, manufacturer, or otherwise, does not necessarily constitute or imply its endorsement, recommendation, or favoring by the United States Government or any agency thereof, or the Regents of the University of California. The views and opinions of authors expressed herein do not necessarily state or reflect those of the United States Government or any agency thereof or the Regents of the University of California.

LBL-36495
UC-414
CBP Note - 148

**"Crystallizing Beam Properties as Predicted for
the Storage Ring ASTRID and TSR"**

Jie Wei, Xiao-Ping Li and Andrew Sessler

Center for Beam Physics
Lawrence Berkeley Laboratory
University of California
Berkeley, California 94720

March 1995

*This work was supported by the Director, Office of Energy Research, Office of High Energy and Nuclear Physics, Division of High Energy Physics, of the U.S. Department of Energy under Contract No. DE-AC 03-76SF00098.

CRYSTALLINE BEAM PROPERTIES AS PREDICTED FOR THE STORAGE RINGS ASTRID AND TSR*

Jie Wei, Brookhaven National Laboratory, P.O. Box 5000, Upton, New York 11973-5000, USA
 Xiao-Ping Li, BIOSYM Technologies Inc., 9685 Scranton Rd. San Diego, CA92121, USA
 Andrew Sessler, Lawrence Berkeley Laboratory, Berkeley, California 94720, USA

Abstract

Employing a previously developed formalism¹, we have performed ground-state and melting calculations of the expected crystalline beams in ion storage rings ASTRID and TSR.

I. INTRODUCTION

During recent years, significant progress has been made in understanding the formation of crystalline beams in circular accelerators and storage rings.¹⁻⁴ No crystalline beam exists in a constant gradient storage ring, but in an alternating gradient (AG) ring crystalline beams exist at all densities as long as the beam energy is smaller than the transition energy of the machine. The ground-state structure depends upon the machine lattice property, the beam energy, and the beam intensity (line density). At low density, the ground state is a one-dimensional (1D) chain with particles equally spaced along the azimuthal axis. As the density increases, the ground state first becomes a 2D zig-zag in the plane of weaker transverse focusing, and then becomes 3D single- and multi-shell helices. The maximum spatial density of the crystal, on the other hand, is determined only by the machine lattice property and beam energy, independent of the beam intensity.

When circulating in an AG-focusing machine, the total energy of the beam is not a constant of motion. As a result, the crystalline beam will gradually heat up and eventually melt if not refrigerated. Previously, we have shown that if the machine lattice periodicity is lower than twice the maximum betatron tune, heat will generally transfer into the system extremely fast so that a crystalline beam can not last a meaningful period of time (except at very low density). On the other hand, if the lattice periodicity is significantly higher than twice the maximum betatron tune, the heat transfer is slow, and the crystalline beam can last for a long time.^{1,4}

II. CRYSTALLINE BEAM IN THE ASTRID

ASTRID is a charged-ion storage ring of circumference $C_0 = 40$ m. Laser cooling has been used to reduce the velocity spread of the beam, currently achieving a rest frame temperature $T = 1$ mK in longitudinal dimension. The lattice has a super-periodicity of 4.

Employing the previously developed formalism,¹ we perform the molecular dynamics (MD) calculation and analysis with the 100 keV ${}^7\text{Li}^+$ ion beam. The transverse tunes

of the machine are $\nu_x = 2.62$ and $\nu_y = 1.13$. The characteristic distance is¹

$$\xi \equiv \left(\frac{q^2 r_0 \rho^2}{A \beta^2 \gamma^2} \right)^{1/3} \approx 2.2 \times 10^{-5} \text{ m}, \quad (1)$$

where $r_0 = e^2/m_0 c^2 = 1.53 \times 10^{-18}$ m is the proton classical radius, $\rho = 1.2$ m is the bending radius, $\beta c = 5.54 \times 10^{-3} c$ is the beam velocity, $\gamma = (1 - \beta^2)^{-1/2}$, $q = 1$ is the charge, and $A \approx 7$ is the atomic mass number.

At low density, the ground state is a 1D chain. MD calculation shows that the transition from 1D to 2D occurs when the inter-particle distance $\Delta_z \approx 5.5$ in reduced units,¹ i.e. when the number of particles in the machine is

$$N = \frac{\gamma C_0}{\Delta_z \xi} \approx 3.4 \times 10^5. \quad (2)$$

When the total number of particles exceeds this value, the ground state first becomes a 2D zig-zag in the vertical plane where the focusing is relatively weak. Fig. 1 shows the tra-

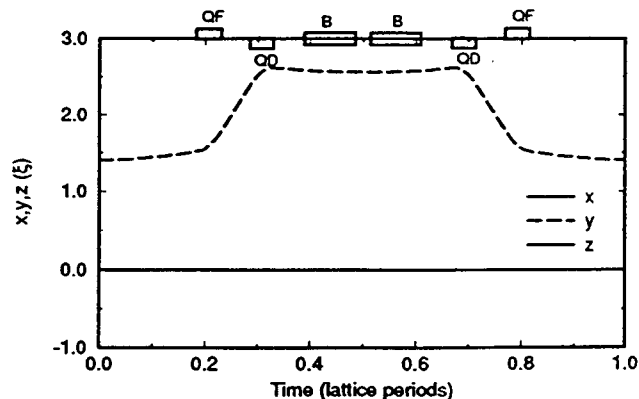


Figure 1. A vertical zig-zag structure at density $\Delta_z = 3$ formed with the ASTRID lattice. The displacement in both x and z is zero at all time. B, QF, and QD denote dipole, focusing quadrupole, and defocusing quadrupole, respectively.

jectory of the particle with positive y in such a structure at $\Delta_z = 3$ (i.e. $N = 6.1 \times 10^5$). The breathing of the structure can be seen as the particles encounter the focusing and defocusing elements of the machine.

Due to the AG focusing, the crystalline structure absorbs energy (heat) from the lattice. The dots in Fig. 2 shows the heating rate as a function of the temperature T in the reduced units¹ for a 1D crystal of density $\Delta_z = 10$ ($N = 1.8 \times 10^5$). The conventional rest-frame temperature can be conveniently obtained by the relation

$$T_{rest} = \frac{A m_0 c^2 \beta^2 \gamma^2 \xi^2}{2 k_B \rho^2} T = 0.38 T \text{ (K)}, \quad (3)$$

*Work performed under the auspice of the U.S. Department of Energy, Office of High Energy and Nuclear Physics under Contract No. DE-AC03-76SF00098.

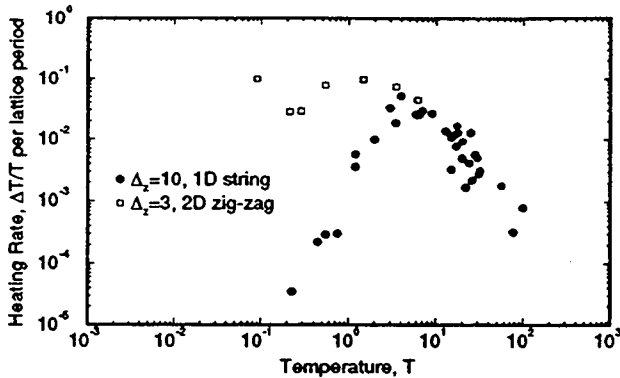


Figure 2. Heating rates as functions of the temperature T for a 1D ($\Delta_z = 10$) and a 2D ($\Delta_z = 3$) ground state in the ASTRID lattice.

where k_B is the Boltzmann constant. At low temperature, the heating rate is low. Fig. 3 shows that although the

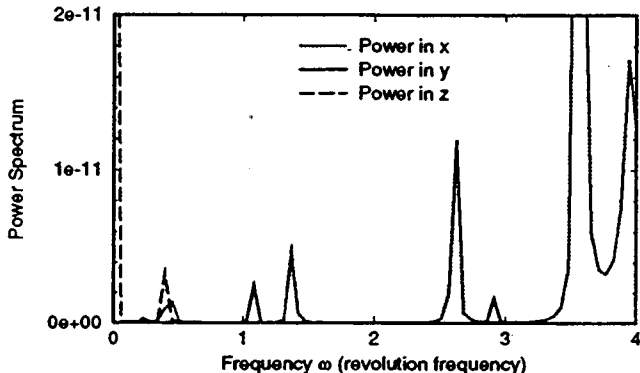


Figure 3. Power spectrum for the 1D ($\Delta_z = 10$) structure in the ASTRID lattice at extremely low temperature. The machine tunes are $\nu_x = 2.62$, $\nu_z = 1.13$.

horizontal tune ($\nu_x = 2.62$) is larger than half the lattice periodicity (4), the phonon spectrum does not extend to twice the revolution frequency (ω_0), thus avoiding the two-phonon process which leads to immediate heat-up.⁴

As the temperature increases, the heating rate increases due to the increased probability of multi-phonon processes. The maximum heating rate is $\Delta T/T \approx 4 \times 10^{-2}$ per lattice period, which corresponds to an e-folding growth time of 0.15 ms. The break up of the crystal occurs at the temperature that corresponds to the maximum heating rate, i.e. $T \approx 4$ (total rest-frame temperature $T_{rest} = 1.5$ K). As the temperature increases further, the heating rate decreases due to the reducing spatial density. The MD calculation quantitatively agrees with the conventional intra-beam scattering calculation at the high-temperature limit (approximately $T > 20$).

The squares in Fig. 2 shows that the 2D structure heats up quickly even at very low temperature. Fig. 4 shows that the phonon spectrum of the 2D structure extends over a broad range including $2\omega_0$. The immediate heat up occurs at any temperature through the two-phonon process.

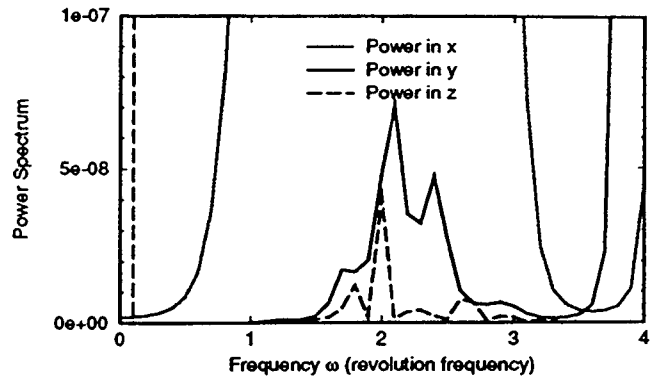


Figure 4. Power spectrum for the 2D ($\Delta_z = 3$) structure in the ASTRID lattice at extremely low temperature.

III. CRYSTALLINE BEAM IN THE TSR

TSR is an ion storage ring of circumference $C_0 = 55.4$ m. The lattice has a super-periodicity of 2. We perform MD calculation with the 7.3 MeV ${}^9\text{Be}^+$ ion beam. The transverse tunes of the machine are $\nu_x = 2.57$ and $\nu_y = 2.21$. The characteristic distance is $\xi \approx 5.1 \times 10^{-6}$ m ($\rho = 1.15$ m).

At low density, the ground state is again a 1D chain. The transition from 1D to 2D occurs approximately at $\Delta_z = 6$, or $N = 1.8 \times 10^6$. When the total number of particles N exceeds this value, the ground state becomes a zig-zag. The structure makes one rotation per lattice period around its longitudinal axis, having a horizontal orientation in the middle of the straight sections with particle separation of 2.5ξ , and a vertical orientation in the middle of the bending region with particle separation 8.7ξ . The rotation is produced by the shear motion when the particle crosses the bending magnetic field and is shown in Fig. 5 for $\Delta_z = 5$ ($N = 2.2 \times 10^6$). The direction of the rotation is determined

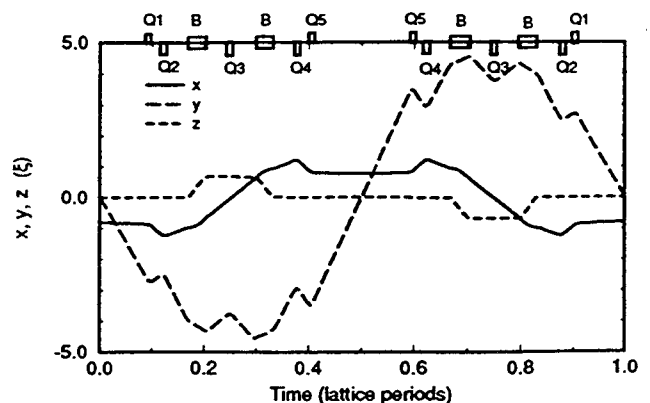


Figure 5. A rotating zig-zag structure at density $\Delta_z = 5$ formed with the TSR lattice with the displacements in x , y , and z changing with time during one lattice period.

by the orientation of the bending magnetic field.

The dots and squares in Fig. 6 show the heating rates as functions of the temperature T in reduced units¹ for a 1D crystal of density $\Delta_z = 10$ ($N = 1.1 \times 10^6$) and the 2D rotating zig-zag of $\Delta_z = 5$. The conventional

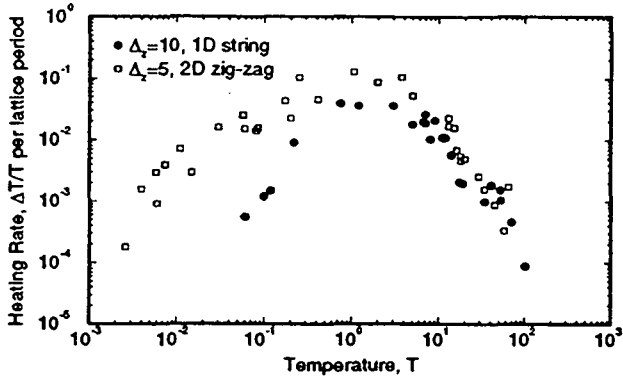


Figure 6. Heating rates as functions of the temperature T for a 1D ($\Delta_z = 10$) and a 2D ($\Delta_z = 5$) ground-state structure in the TSR lattice.

rest-frame temperature can be obtained by the relation $T_{rest} = 1.64 T$ (K). At low temperature, the heating rate for both structure is low. Fig. 7 shows the phonon spec-

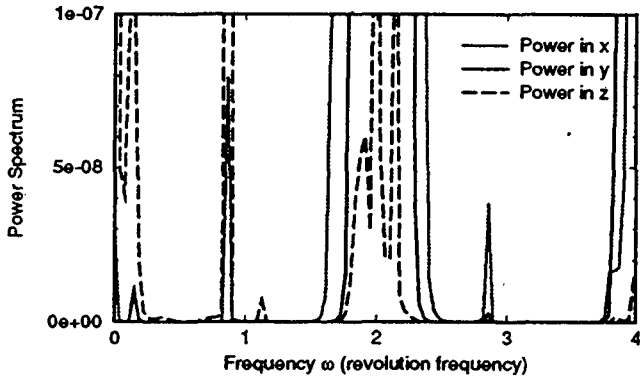


Figure 7. Power spectrum for the 2D ($\Delta_z = 5$) structure in the TSR lattice at extremely low temperature. The machine tunes are $\nu_x = 2.57$, $\nu_y = 2.21$.

trum of the 2D structure. The gigantic peak at $2\omega_0$ results from the periodic ground-state motion, while the spread is partially due to the finite length of steps used for spectrum analysis. Although the transverse tunes are larger than half the lattice periodicity (2), the phonon spectrum luckily avoids the dangerous points (integral multiple of ω_0) which would lead to immediate heat-up.

The maximum heating rate $\Delta T/T \approx 1.2 \times 10^{-1}$ per lattice period (e-folding growth time of 0.018 ms) for the 2D state is about twice of the 1D state $\Delta T/T \approx 6 \times 10^{-2}$. The break up of the crystal occurs at the temperature that corresponds to the maximum heating rate, i.e. $T \approx 1.3$ ($T_{rest} = 2.1$ K).

IV. QUANTUM LIMIT

The classical MD calculation fails only at very low temperature when quantum effects become important. The threshold temperature T_{sh} is given by the relation

$$k_B T_{sh} \sim \hbar \omega_{max}, \quad (4)$$

where ω_{max} is the maximum phonon frequency of the crystal. For the ASTRID 1D ($\Delta_z = 10$) structure, $T_{sh} \approx 5 \times 10^{-6}$ K, as shown in Fig. 8.

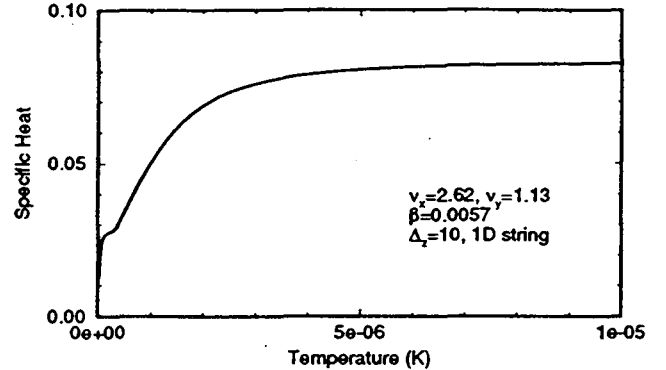


Figure 8. Specific heat (in reduced units) for the 1D ($\Delta_z = 10$) structure in the ASTRID lattice.

V. CONCLUSIONS AND DISCUSSION

Employing the previously developed formalism¹, we have performed MD calculations of the expected crystalline beams in ASTRID and TSR. The crystalline structure and the melting conditions depend on the beam energy, density, and the machine properties. For both ASTRID and TSR, we find that 1D and 2D crystals can be formed when the total rest-frame temperature is less than about 1 K.

For 1D and occasional 2D crystalline structure, the maximum rate at which the crystalline state absorbs energy from the lattice occurs at the (break-up) temperature when the crystal starts to form (or break). The maximum rate is found to be linearly proportional to the beam intensity. With a given cooling rate, crystalline state of sufficiently low density can in principle be achieved if the external system noise is sufficiently low.

Because of the relatively low machine lattice periodicity, crystals of 2D or higher dimension typically absorbs energy from the lattice and heat up extremely fast. In order to obtain crystalline beam of complex structure, storage rings should be designed with lattice periodicity significantly higher than twice the maximum transverse tune.

Acknowledgment We thank J. Hangst and D. Habs for many useful discussions, and A. Draeseke for making the computer program more efficient.

VI. REFERENCES

1. J. Wei, X-P Li, and A.M. Sessler, Phys. Rev. Lett. **73**, 3089 (1994).
2. J.P. Schiffer and P. Kienle, Z. Phys. A321, 181 (1985); J.P. Schiffer and O. Poulsen, Europhys. Lett. **1**, 55 (1986); J.P. Schiffer, Phys.Rev. Lett. **57**, 1133 (1986).
3. For example, J. Beebe-Wang, et al., Nucl. Instrum. Methods **B79**, 806 (1993); CRYSTAL LNL-INFN (REP) 59/92, Laboratori Nazionale di Legnaro.
4. X-P Li, A.M. Sessler, and J. Wei, Proc. European Part. Accel. Conf. 1994, London, p.1379 (1994).

LAWRENCE BERKELEY LABORATORY
UNIVERSITY OF CALIFORNIA
TECHNICAL AND ELECTRONIC
INFORMATION DEPARTMENT
BERKELEY, CALIFORNIA 94720