

# UCSF

## UC San Francisco Previously Published Works

### Title

Ten-year work burden after prostate cancer treatment.

### Permalink

<https://escholarship.org/uc/item/7z163355>

### Journal

Cancer Medicine, 12(18)

### Authors

Lonergan, Peter

Cowan, Janet

Zhao, Shoujun

et al.

### Publication Date

2023-09-01

### DOI

10.1002/cam4.6530



### Copyright Information

This work is made available under the terms of a Creative Commons Attribution License, available at <https://creativecommons.org/licenses/by/4.0/>

Peer reviewed

## RESEARCH ARTICLE

# Ten-year work burden after prostate cancer treatment

Samuel L. Washington III<sup>1,2</sup>  | Peter E. Lonergan<sup>3,4</sup>  | Janet E. Cowan<sup>1</sup> | Shoujun Zhao<sup>1</sup> | Jeanette M. Broering<sup>5</sup> | Nynikka R. Palmer<sup>1,6,7</sup> | Cameron Hicks<sup>1</sup> | Matthew R. Cooperberg<sup>1,2</sup> | Peter R. Carroll<sup>1</sup>

<sup>1</sup>Department of Urology, Helen Diller Family Comprehensive Cancer Center, University of California, San Francisco, California, USA

<sup>2</sup>Department of Epidemiology & Biostatistics, University of California, San Francisco, California, USA

<sup>3</sup>Department of Urology, St. James's Hospital, Dublin, Ireland

<sup>4</sup>Department of Surgery, School of Medicine, Trinity College Dublin, Dublin, Ireland

<sup>5</sup>Department of Surgery, University of California, San Francisco, California, USA

<sup>6</sup>Department of Medicine, University of California, San Francisco, California, USA

<sup>7</sup>Division of General Internal Medicine, Zuckerberg San Francisco General Hospital, San Francisco, California, USA

**Correspondence**

Samuel L. Washington III, Department of Urology, University of California, San Francisco, 550 16th Street, San Francisco CA 94143, USA.  
Email: [samuel.washington@ucsf.edu](mailto:samuel.washington@ucsf.edu)

**Funding information**

UCSF Goldberg-Benioff Program in Translational Cancer Biology

**Abstract**

**Introduction:** We aim to characterize the magnitude of the work burden (weeks off from work) associated with prostate cancer (PCa) treatment over a 10-year period after PCa diagnosis and identify those at greatest risk.

**Materials and Methods:** We identified men diagnosed with PCa treated with radical prostatectomy, radiation therapy, or active surveillance/watchful waiting within CaPSURE. Patients self-reported work burden and SF36 general health scores via surveys before and 1,3,5, and 10 years after treatment. Using multivariate repeated measures generalized estimating equation modeling we examined the association between primary treatment with risk of any work weeks lost due to care.

**Results:** In total, 6693 men were included. The majority were White (81%, 5% Black, and 14% Other) with CAPRA low- (60%) or intermediate-risk (32%) disease and underwent surgery (62%) compared to 29% radiation and 9% active surveillance. Compared to other treatments, surgical patients were more likely to report greater than 7 days off work in the first year, with relatively less time off over time. Black men (RR 0.64, 95% CI 0.54–0.77) and those undergoing radiation (vs. surgery, RR 0.46, 95% CI 0.41–0.51) were less likely to report time off from work over time. Mean baseline GH score (73 [SD 18]) was similar between race and treatment groups, and stable over time.

**Conclusions:** The work burden of cancer care continued up to 10 years after treatment and varied across racial groups and primary treatment groups, highlighting the multifactorial nature of this issue and the call to leverage greater resources for those at greatest risk.

**KEYWORDS**

disease management, prostate cancer, racial groups, work burden

## 1 | INTRODUCTION

Approximately 288,300 men will be diagnosed with prostate cancer (PCa) in 2023 in the US.<sup>1</sup> For men newly diagnosed with PCa, selection of the most appropriate treatment

option, such as radical prostatectomy (RP), radiation therapy (external beam radiation therapy or brachytherapy (RT)), or active surveillance/watchful waiting (AS/WW) depends upon clinical risk.<sup>2–4</sup> Each treatment modality requires consideration of various factors including age, comorbidities,

This is an open access article under the terms of the [Creative Commons Attribution](https://creativecommons.org/licenses/by/4.0/) License, which permits use, distribution and reproduction in any medium, provided the original work is properly cited.

© 2023 The Authors. *Cancer Medicine* published by John Wiley & Sons Ltd.

and tumor characteristics in order to optimize outcomes for patients, yet factors such as employment, life responsibilities, and one's ability to take time off for cancer care remain excluded from standardized risk assessments used to inform treatment decision.<sup>5-7</sup> Regardless of the modality used, undergoing treatment and post-treatment follow-up will require that time spent at work or managing other responsibilities will now be devoted to their cancer care which may include clinic visits, lab testing, and additional imaging tests.<sup>8,9</sup> This work burden remains a concern for patients that may not be routinely addressed by providers and is not addressed within treatment guidelines.<sup>2-4,10</sup>

The work burden of cancer treatment is not limited to the treatment period itself; cancer surveillance after treatment routinely lasts for at least 5–10 years with the frequency of clinic visits and testing changing over time.<sup>2</sup> As a result, the work burden of treatment and one's ability to attend clinic visits remains dynamic; it varies by the type of treatment received and the frequency of post-treatment surveillance.<sup>8</sup> These dynamic factors may be influenced by an individual's social risk characteristics (e.g., education, income, access to health services, greater financial hardship, inability to leave work for care) and affect their ability to take time away from work for cancer care.<sup>11-13</sup> Prior European studies have examined aspects of work burden although restricted to a single treatment modality such as RP or excluded those not currently employed.<sup>8,14</sup> As a result, little data can be generalized to men from more vulnerable populations within the United States (e.g., Black men, those who are unemployed, or of lower socioeconomic status) who may face a greater work burden.

Little is known of the magnitude or duration of work burden after treatment for PCa. We hypothesized that work burden decreases but persists over time, after primary treatment. Using a longitudinal, observational study of primarily community-based urology practices within the Cancer of the Prostate Strategic Urologic Research Endeavor (CaPSURE) database, we aim to characterize the magnitude of the work burden associated with PCa management over a 10-year period after PCa diagnosis and identify those at greatest risk. A greater understanding of this work burden of cancer treatment can aid in identifying those at greatest need of supportive resources and inform more comprehensive shared decision-making discussions of treatment and survivorship for men newly diagnosed with PCa.

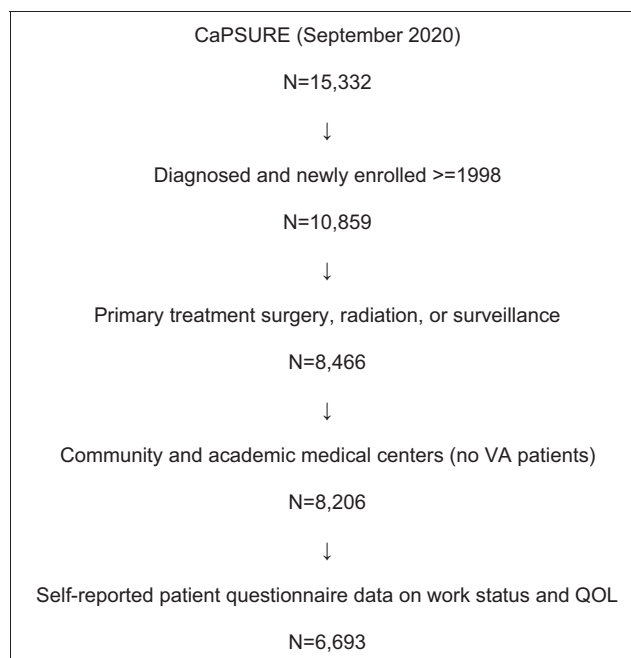
## 2 | METHODS

### 2.1 | Overview

Participants were enrolled in CaPSURE, a longitudinal, observational registry of 15,332 men with all stages of biopsy-proven PCa at 43 community urology practices, academic medical centers, and Veteran's hospitals throughout the

United States. The CaPSURE study focus was solely on clinical and treatment data from inception in 1995 through 1998, after which the scope was expanded to include patient-reported questionnaires to determine comorbid conditions, symptoms, medication use, employment details, health care resource utilization, and quality of life. Men newly diagnosed and enrolled after 1998 who underwent primary management with RP, RT, or AS/WW within 6 months after first positive biopsy were included (Figure 1). Men who predated the questionnaire period, had incomplete primary treatment data, or lacked reported data on work status were excluded. Patients completed surveys at regular time points: at diagnosis and at 1, 3, 5, and 10 years after treatment. This cohort study was conducted with approval of the institutional review boards at the University of California, San Francisco and at all participating CaPSURE sites (10-00881, study 95982). Written informed consent was obtained from all study participants.

Demographic, clinicopathologic, and follow-up clinical and laboratory data were abstracted from the CaPSURE database. Both patients and their physicians reported race and ethnicity (Black, White, Asian/Pacific Islander, Latino, Native American/Alaskan/Hawaiian, mixed). Each patient reported his relationship status (partnered, single), education level (some high school, high school degree, some college, college degree), annual household income (<\$30,000, \$30,000-50,000, \$50,000-75,000, >\$75,000), and insurance coverage (Medicare, Medicare with supplemental insurance, private, Veterans Health Administration (VA) funded) at time of initial evaluation. Patients reported health related behaviors at diagnosis such as current smoker, alcohol intake (7+ drinks per week), and body mass index (BMI) (<25, 25



**FIGURE 1** CONSORT (Consolidated Standards of Reporting Trials) diagram for creation of study cohort.

to <30, ≥30) and completed a checklist for previous medical history based on the Charlson comorbidity index at diagnosis. Year of diagnosis, serum PSA at diagnosis, and clinical T stage were abstracted from the database. Biopsy Gleason Grade Group (GG) and percentage of biopsy cores positive were obtained from the pathology records. Preoperative risk stratification was calculated using the Cancer of the Prostate Risk Assessment Score (CAPRA).<sup>6</sup> Clinical site of care was categorized as academic, community, or veterans as established within the CaPSURE framework, and US census regions were based on site location. Primary treatment type was collected and grouped by RP, radiotherapy (BT, EBRT), and AS/WW.

## 2.2 | Survey responses about health care, employment, and quality of life

PCa visits included PSA testing, imaging and diagnostics, inpatient stays, and outpatient visits with a urologist, radiation oncologist, or medical oncologist. Patients reported type of employment or career at diagnosis and updated job status on subsequent surveys (see Data S1). Job titles were classified according to the Standard Occupational Classification from 2018.<sup>15</sup> Occupations were further categorized as administrative/non-physical versus physical labor. At each timepoint men reported whether time off from “work” (i.e., job or usual/home activities/responsibilities) was required to visit a physician, psychologist, or other healthcare professional for each individual health care visit. Number of work weeks lost, defined as missing >7 days of work due to PCa care, was computed from the patient’s responses to four employment questions: the number of hours cut or limited from work or usual activity, the number of days completely unable to carry out work or usual activities, and the number of days spent in bed for more than half a day because of poor health, appointments, or related care. Although time off from paid work would reflect a 5-day week, a 7-day “work” week was selected to reflect home/unpaid responsibilities not bound by the five-day paid work week. *General health* was quantified using the 36-Item Short Form Survey (SF-36) administered at each pre-specified time point as a measure of overall quality of life and health, as this could affect time spent away from work.

## 2.3 | Statistical analysis

Summary statistics for demographic and clinical characteristics at the time of presentation were generated. Mean with standard deviation (SD) and median with interquartile range (IQR) were utilized to describe continuous variables. Frequency tables and proportions were calculated for categorical variables. Differences by primary treatment

type and by race were assessed using *t*-test, Kruskal–Wallis test and chi-squared statistic.

In preparation for multivariable analysis, a separate category represented missing values for each independent variable with incomplete data; no patient records were excluded for statistical analysis due to missing data. Time ranges were used for dependent variables to maximize all available employment and SF-36 data; for example, the 1-year time point utilized data up to 365 days after treatment or start of AS/WW and the 3-year time point utilized data from 366 to 1095 days after treatment. Follow-up interval was calculated from time of treatment to last contact.

The multivariable analysis tested the association between primary treatment, adjusted for independent covariables, with risk of the outcome of interest, *any work weeks lost due to care (yes/no)*, at 1, 3, 5, and 10 years after treatment. The statistical method was repeated measures generalized estimating equation (GEE) modeling, a regression model designed to estimate the likelihood of longitudinal data, such as any work weeks lost, assuming correlations between patient responses over time. A series of preliminary unadjusted models was performed to test each independent variable described above.

The final set of model covariates, based on preliminary findings and a priori decisions, included characteristics at diagnosis (age, clinical CAPRA risk score,<sup>6</sup> number of comorbid conditions, current smoker, work status, job type (physical, non-physical)), race and ethnicity, US census region, type of clinical site, and type of primary treatment. Race/ethnicity was aggregated as Black, White, and other (Asian/Pacific Islander, Latino, Native American/Alaskan/Hawaiian, mixed) due to distribution of values. Work status was grouped into two categories: paid work (full-time, part-time) and unpaid responsibilities (caregiver, volunteer, retired, student, on leave/unemployed, disabled, unspecified). The GEE model included primary treatment as a random effect with a time interaction term. This approach allowed for assessment of within- and between-treatment group variation of loss of work over time. The remaining covariates were included as fixed effects. A two-sided  $p < 0.05$  was considered significant. Analysis was performed with SAS 9.4 for Windows.

## 3 | RESULTS

### 3.1 | Cohort characteristics

Among 15,332 men ever enrolled in CaPSURE, 8206 men were diagnosed in 1998–2017 at community-based or academic medical centers and primarily managed with surgery, radiation, or surveillance (Figure 1). Most had CAPRA low- (0–2, 60%) or intermediate-risk (3–5, 32%)



TABLE 1 (Continued)

Patient characteristics	Value	All patients		Black		White		Asian, Latino, Native		RP		RAD		AS/WW		p
		Med	IQR	Med	IQR	Med	IQR	Med	IQR	Med	IQR	Med	IQR	Med	IQR	
Clinical site	Academic	634	9	27	6	564	9	43	23	491	12	80	4	63	10	<0.01
	Community	6059	91	423	94	5489	91	147	77	3636	88	1856	96	567	90	
US Region	West	873	13	34	8	784	13	55	29	549	13	185	10	139	22	<0.01
	East	2819	42	245	54	2502	41	72	38	1691	41	909	47	219	35	
Job status	Midwest	2203	33	119	26	2047	34	37	19	1552	38	423	22	228	36	
	South	798	12	52	12	720	12	26	14	335	8	419	22	44	7	
Job type	Unpaid	3677	55	263	58	3308	55	106	56	1892	46	1319	68	466	74	<0.01
	FT paid	2223	33	152	34	2003	33	68	36	1771	43	355	18	97	15	
CAPRA risk	PT paid	793	12	35	8	742	12	16	8	464	11	262	14	67	11	
	Admin	5220	78	334	74	4747	78	139	73	3231	78	1496	77	493	78	0.66
Treatment	Physical	1473	22	116	26	1306	22	51	27	896	22	440	23	137	22	
	Low 0–2	3501	60	193	54	3221	60	87	53	2214	61	886	53	401	75	<0.01
Treatment	Intermed	1871	32	126	35	1680	32	65	40	1183	32	574	34	114	21	
	3–5	476	8	38	11	426	8	12	7	252	7	206	12	18	3	
Treatment	High 6–10	845		93		726		26		478		270		97		
	Missing	4127	62	272	60	3747	62	108	57	4127	62					–
Treatment	RP	937	14	48	11	855	14	34	18			937	14			
	BT	999	15	91	20	883	15	25	13			999	15			
Treatment	EBRT	630	9	39	9	568	9	23	12					630	9	
	AS/WW															

Abbreviations: AS/WW, active surveillance/watchful waiting; BT, brachytherapy; CAPRA, clinical Cancer of the Prostate Clinical Risk Assessment; EBRT, external beam radiation; FT, full time employment; HS, high school; IQR, interquartile range; Med, median; Native, Native American/Alaskan/Hawaiian; P, Kruskal–Wallis *p*-value for comparison of median values (age only) or chi-square *p*-values for comparison of categorical values; PT, part time employment; RAD, radiotherapy; RP, radical prostatectomy.

disease. 62% underwent RP, 29% RT, and 9% AS/WW (Table 1). Of men diagnosed, 6693 (82%) reported work status and formed the analytic cohort: (5% Black; 81% White; 14% Asian, Latino, or Other) with a mean age of 64 years (SD 8.3) (Table 1). Most were married (91%) and had at least some college education (64%). Few smoked (9%) while most endorsed alcohol intake ( $\geq 7$  per week, 64%). Most described their jobs as administrative or non-physical (78%) and made less than \$75,000 per year (67%). Nearly half reported having a paid job (33% full time, 12% part-time). Nearly all were insured (57% private, 30% Medicare + supplemental, 13% Medicare). Median follow-up was 6.7 years (IQR 3.6–11.7). Primary treatment types were RP (62%), brachytherapy (14%), external beam radiation (15%), and AS/WW (9%). The excluded group of patients ( $n = 1513$ ), due to missing patient-reported questionnaire data, had similar age and clinical characteristics at diagnosis, but underwent more non-surgical primary treatments (48% vs. 38%) and had shorter post-treatment follow-up (median 3 vs. 7 years), both  $p < 0.01$ .

### 3.2 | Frequency of visits, imaging, and labs

Study participants reported a median of 2.3 PSA tests (IQR 1, 17.4), 5.6 imaging studies (IQR 1.8, 19.7), and 1.3 (IQR 1, 1.7) clinic visits related to PCa care per year (Table 2). Black men were noted to have a greater number of PCa related evaluations per year (median 5.7 [IQR 1.8, 17.7], 3.7 [IQR 1.6, 13.2] for White men, 5.0 [IQR 2, 14.2] for Asian/Latino/Native American men,  $<0.01$ ), largely driven by an increased frequency of imaging studies per year (8.1 [IQR 2.6, 24.1] for Black men, 5.4 [IQR 1.8, 19.2] for White men, 6 [IQR 2.4, 21.9] for Asian/Latino/Native American men,  $p < 0.01$ ). By treatment, radiotherapy patients had a greater number of PCa related evaluations per year (median 4.9 [IQR 2.4, 13] vs. 3.7 [IQR 1.5, 16.6] for surgical patients and 2.1 [1.3, 3.7] for men on AS/WW,  $<0.01$ ).

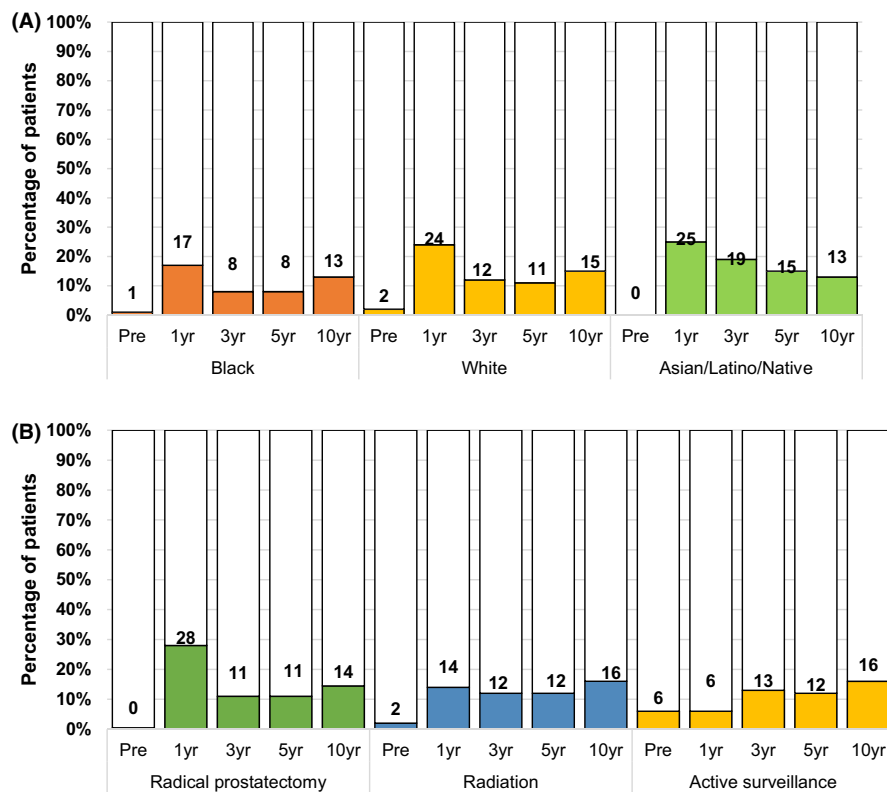
### 3.3 | Weeks off from work over time

The proportion of men who reported time off from work (in weeks) due to cancer care ranged from 12% prior to treatment up to 15% at 10 years post-treatment. A lower percentage of Black men reported time off from work at all timepoints compared to White and Asian/Latino/Native American counterparts (Figure 2A). More men who underwent RP reported time off from work compared to RT and AS/WW in the first-year post-treatment with a subsequent decrease over time (Figure 2B).

TABLE 2 Prostate cancer related visits of the study cohort, overall and stratified by race/ethnicity and by primary treatment.

Prostate cancer visits	All patients N	Black		White		Asian, Latino, Native		RP		RAD		AS/WW			
		Median	N	Median	N	Median	N	Median	N	Median	N	Median	N	p	
PSA tests per year	119	2.3	9	16.6	104	2.3	6	2.2	55	1.8	52	2.6	12	1.8	0.20
Imaging tests per year	4677	5.6	312	8.1	4230	5.4	135	6.0	2706	7.8	1593	4.6	378	1.7	<0.01
Visits per year	5729	1.3	318	1.3	5271	1.3	140	1.2	3610	1.2	1636	1.3	483	1.1	<0.01
All evaluations per year	6409	3.8	406	5.7	5831	3.7	172	5.0	3971	3.7	1872	4.9	566	2.1	<0.01

Abbreviations: AS/WW, active surveillance/watchful waiting; BT, brachytherapy; EBRT, external beam radiation; IQR, interquartile range; Med, median (per patient); Native, Native American/Alaskan/Hawaiian; P, Kruskal–Wallis  $p$ -value for comparison of median values; PSA, prostate specific antigen; RAD, radiotherapy; RP, radical prostatectomy.



**FIGURE 2** Proportion of patients who missed >7 days of work due to prostate cancer care (A) by race and (B) by treatment. Missed days (yes/no) defined as any patient-reported work days that were limited, missed, or spent in bed.

On multivariable analysis, Black men (RR 0.64, 95% CI 0.54–0.77), older age (per 10-year increase, RR 0.84, 95% CI 0.79–0.88), and being treated at a community center (RR 0.85, 95% CI 0.77–0.94) were associated with lower risk of taking time off work at various time points after PCa treatment (Table 3). Higher clinical risk at diagnosis (by CAPRA, vs. low, RR 1.21, 95% CI 1.06–1.37) and greater comorbidity burden (1–2 vs. none, RR 1.19, 95% CI 1.08–1.29; 3–4, RR 1.68, 95% CI 1.52–1.86;  $\geq 5$ , RR 2.23, 95% CI 1.89–2.63) were associated with greater risk of taking time off work at various time points after PCa treatment. Those who underwent RT had a lower risk of needing time off from work over time (RR 0.46, 95% CI 0.41–0.51, Table 3).

### 3.4 | Changes in general health

In terms of general health, mean baseline score was 73 (SD 18) and did not vary significantly between race groups or treatment groups. Post-treatment trends in general health remained stable over time (Figure 3).

## 4 | DISCUSSION

Within this longitudinal study of 6693 men treated for PCa, up to 15% of men endorsed a persistent work burden of more than 7 days off from work or usual activities due to PCa treatment up to 10 years after primary treatment.

Despite a greater number of PCa-related evaluations over time, Black men were less likely to report taking time off from work at all timepoints (RR 0.64, 95% CI 0.54–0.77). Job status (full-time paid vs. unpaid work) and job type (labor/physical vs. administrative/non-physical) were not associated with long-term risk of work burden, even after adjustment for treatment, and follow-up duration.

Monetary costs (out-of-pocket or insurance-related) form the basis of discussions surrounding financial toxicity of cancer treatment as they are more readily quantifiable, yet non-monetary sequelae of treatment such as work burden may also contribute to overall financial hardship and influence care. The time lost from work or usual activities due to cancer treatment represents an “indirect cost” that contributes to the overall financial toxicity experienced by patients receiving treatment.<sup>11</sup> Prior work has explored the costs of the PCa diagnostic pathway,<sup>16–20</sup> from screening to treatment but less is known about indirect costs such as work burden. European studies have explored sick leave after primary treatment of localized PCa and work status after surgical treatment of PCa for working men<sup>8,14</sup>; our study is the largest diverse cohort with long-term follow-up to characterize work burden in men undergoing PCa treatment, irrespective of employment status. By including a diverse cohort with long-term follow-up after treatment that includes employed and unemployed or retired men, our findings provide more generalizable and broader insight into the potential hardship of treatment and post-treatment follow-up on those



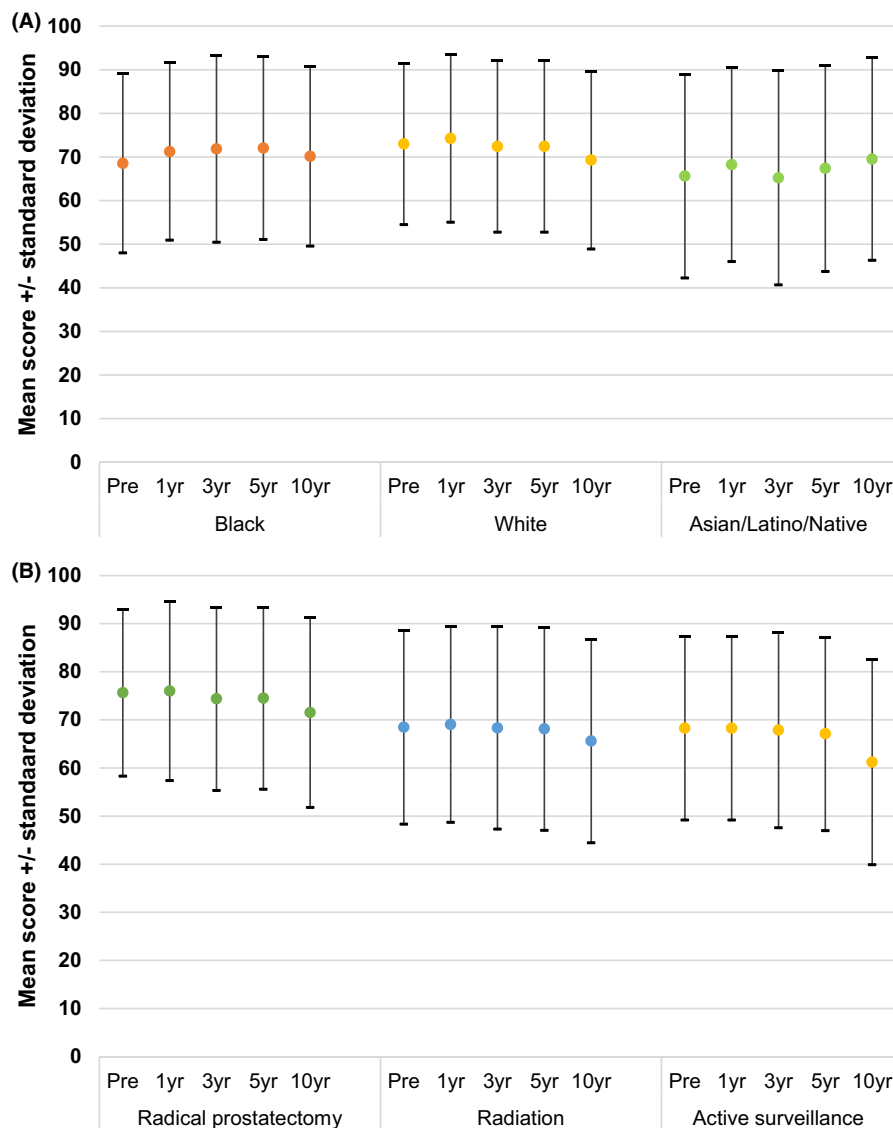
**TABLE 3** Long-term changes in reported time off work after primary treatment for prostate cancer (in weeks) using multivariable repeated measures generalized estimating equation (GEE) modeling, with treatment\*time interaction term.

Parameter	Category	RR (95% CI)	P <sub>parameter</sub>	P <sub>global</sub>
Race/ethnicity	Black vs. non-Black	0.64 (0.54–0.77)	<0.01	<0.01
Age	Per 10 years	0.84 (0.79–0.88)	<0.01	<0.01
Clinical CAPRA	High 6–10 vs. low 0–2	1.21 (1.06–1.37)	<0.01	0.03
	Intermediate 3–5 vs. low 0–2	1.06 (0.99–1.14)	0.10	
	Missing vs. low 0–2	1.01 (0.91–1.11)	0.89	
Comorbidities	1–2 vs. none	1.19 (1.08–1.29)	<0.01	<0.01
	3–4 vs. none	1.68 (1.52–1.86)	<0.01	
	≥5 vs. none	2.23 (1.89–2.63)	<0.01	
	Missing vs. none	1.07 (0.85–1.35)	0.55	
Work status	Full time paid vs. unpaid	1.06 (0.99–1.15)	0.11	0.07
	Part time paid vs. unpaid	1.11 (1.01–1.22)	0.03	
Job type	Labor/physical vs. admin/non-physical	0.95 (0.88–1.03)	0.22	0.21
US region	East vs. West	1.03 (0.93–1.14)	0.58	<0.01
	Midwest vs. West	0.91 (0.82–1.00)	0.06	
	South vs. West	1.04 (0.91–1.20)	0.55	
Type of clinical site	Community vs. academic	0.85 (0.77–0.94)	<0.01	<0.01
Current smoker	Missing vs. no	1.34 (1.07–1.68)	<0.01	0.03
	Yes vs. no	0.95 (0.84–1.08)	0.45	
Primary treatment	AS/WW vs. radical prostatectomy	1.00 (1.00–1.00)		<0.01
	Radiotherapy vs. radical prostatectomy	0.46 (0.41–0.51)	<0.01	
Time	3 years vs. 1 year	0.32 (0.29–0.34)	<0.01	<0.01
	5 years vs. 1 year	0.33 (0.30–0.36)	<0.01	
	10 years vs. 1 year	0.40 (0.37–0.43)	<0.01	
Primary treatment*time	3-year AS/WW	1.16 (0.92–1.46)	0.20	<0.01
	5-year AS/WW	1.36 (1.05–1.77)	0.02	
	10-year AS/WW	1.22 (0.95–1.56)	0.12	
	3-year radiotherapy	2.42 (2.10–2.79)	<0.01	
	5-year radiotherapy	2.39 (2.03–2.82)	<0.01	
	10-year radiotherapy	2.36 (2.02–2.75)	<0.01	

Abbreviations: AS/WW, active surveillance/watchful waiting; CAPRA, clinical cancer of the prostate risk assessment; CI, confidence interval; RR, relative risk.

undergoing treatment with the United States. Prior studies have shown that financial hardship of cancer treatment may lead to increased anxiety independent of changes in the actual financial burden,<sup>21</sup> and decreases in care utilization which further impair quality of life.<sup>12</sup> One study of cancer survivors of breast, lung, colorectal, or PCa found that those experiencing hardships such as decreased income were 4.4 (95% CI 2.9–6.6) times more likely to not attend follow-up treatment and encounters.<sup>12</sup> Similarly, others found that patients disclosing financial toxicity were more likely to report delays in care due to the inability to take time off work for cancer care and afford general expenses.<sup>22</sup> From a treatment standpoint, those who underwent RP reported greater work burden during the first year but harbored less risk over time. Those managed with

AS/WW reported low but persistent work burden over time, likely reflecting the need for repeated assessments of PCa status (labs and imaging) whereas those treated with surgery or RT usually are followed with periodic assessment of PSA alone. A Swedish study examining the duration of sick leave in 15,902 working men after AS, RP, or RT found that men choosing AS reported fewer days of sick leave within the first 5 years after diagnosis compared to other treatments (17 days vs. 46 days for RP vs. 44 days for RT).<sup>8</sup> In this study the authors note there were no differences by treatment at 5 years. With longer follow-up and without restricting only to working men, our study demonstrates that work burden not only persists up to 10 years but also varies by treatment type. These differences may be attributable to the longer reported follow-up,



**FIGURE 3** Unadjusted mean SF36 General Health scores before and after primary treatment of the study cohort, stratified by (A) race/ethnicity and (B) primary treatment.

differences in sociodemographics, and broader inclusion criteria to capture the impact of care on work and usual activities. These findings can help patients understand to what degree they can anticipate needing for recovery and post-treatment cancer surveillance over time. For those with limited ability to take time off of work, this information can better inform treatment decisions and post-treatment expectations long-term.

Within this study Black men reported lower income, higher risk disease at diagnosis, and were 36% less likely to report time off from work despite an increased frequency of imaging compared to other groups (8.1 [IQR 2.6, 24.1] for Black men, 5.4 [IQR 1.8, 19.2] for White men, 6 [IQR 2.4, 21.9] for Asian/Latino/Native American men,  $p < 0.01$ ). These observations bring into question whether the decreased work burden over time signifies an inability to take time off due to socioeconomic factors and an unmeasured financial burden. The CEASAR study explored this burden further in 2359 men with clinically localized

PCa through surveys related to financial toxicity and treatment regret.<sup>23</sup> The authors found that 4.3% of men at 3-year follow-up and 3.6% of men at 5-year follow-up endorsed a large or very large financial burden; these men were more likely to be non-white, unemployed, and have greater disease burden. The overall financial burden was associated with greater treatment regret. These findings are particularly concerning given the disproportionate burden of disparities in PCa that Black men face<sup>24</sup> and prior work illustrating the relationship between financial hardship, lower income, and the inability to leave work for care.<sup>22</sup> Prior work using patient surveys in men with metastatic PCa reported that older age, applying for assistance programs, and an annual income  $> \$100,000$  were associated with lower financial hardship; those with greater hardship needed to limit spending on basic goods, recreational activities, and use saving in order to pay for treatment.<sup>25</sup> The confluence of these social and financial factors may in turn result in disruptions in cancer treatment, recovery, and

follow-up for Black men with greater social needs, thereby contributing to known racial disparities in PCa outcomes. These findings further support the need for efforts to understand patient perspectives to enrich our understanding of the impact of these social needs on their care as they progress through the care pathway. Yet integrating decisions of treatment costs into the shared decision-making process has had limited benefit for patients,<sup>26</sup> suggesting that focusing on costs alone may ignore other social needs impacting decisions and care. Efforts to obtain patient-level perspectives do not obviate the role that healthcare organizations must play in integrating screening for these factors into the clinical encounter, understanding the prevalence of these risk factors within their own catchment area, and exploring interventions to connect social resources to the patients they serve.

Limitations are inherent in this analysis. This observational study relied upon self-reported time off from work due to PCa treatment, thereby introducing potential recall or participation bias from participants. This study was not initially designed to examine drivers of these observations. Lastly, 6% of the cohort self-identified as Black, which represents an area of underrepresentation that remains consistent in the literature and limits generalizability to the broader US population. Despite these limitations, the strengths of this study include this being the largest national cohort of men within the United States to date to characterize the magnitude of burden resulting due to PCa treatment. In addition, the cohort still represents the largest national cohort of men overall, and Black men specifically ( $n=466$ ), to examine work burden, particularly for men treated in community urology practices. By leveraging specific questions regarding the impact of cancer care on work and usual activities over time, this study represents the first study to our knowledge to present data on changes in work burden both longitudinally and at the person-level. As a result, this study offers a novel view of how treatment impacts the lives of men with PCa treatment over time that has not yet been reported to this degree within the literature. Based on this work, prospective collection of social risk factors data within our patient population has commenced in hopes of early identification of those at greater risk, more personalized counseling of treatment options and post-treatment expectations of work burden, and tailor interventions linking patients to social resources that may mitigate the work burden over time.

## 5 | CONCLUSIONS

Nearly one-quarter of men with PCa reported a persistent work burden due to PCa management up to 10 years after

treatment. This work burden was associated with clinical characteristics, race, age, and clinical site, highlighting its multifactorial nature of and the need for prospective assessments to identify those at greatest risk.

### AUTHOR CONTRIBUTIONS

**Samuel L. Washington:** Conceptualization (lead); formal analysis (equal); methodology (supporting); project administration (supporting); writing – original draft (lead); writing – review and editing (equal). **Peter E. Lonergan:** Conceptualization (equal); investigation (equal); writing – review and editing (equal). **Janet E. Cowan:** Conceptualization (equal); formal analysis (lead); methodology (equal); software (lead); visualization (equal); writing – review and editing (equal). **Shoujun Zhao:** Data curation (equal); formal analysis (equal); methodology (equal); visualization (equal); writing – review and editing (equal). **Jeanette M. Broering:** Data curation (equal); investigation (equal); methodology (equal); project administration (equal); writing – review and editing (equal). **Nynikka R. Palmer:** Conceptualization (equal); investigation (equal); supervision (equal); writing – review and editing (equal). **Cameron Hicks:** Data curation (equal); methodology (equal); visualization (equal); writing – review and editing (equal). **Matthew R. Cooperberg:** Conceptualization (equal); methodology (equal); project administration (equal); supervision (equal); visualization (equal); writing – review and editing (equal). **Peter R. Carroll:** Funding acquisition (equal); project administration (equal); supervision (equal); writing – review and editing (equal).

### ACKNOWLEDGMENTS

We would like to thank Scott Greenberg MD, Alexander Bell MD, and Robert Parker MD for their assistance with this project.


### FUNDING INFORMATION

UCSF Goldberg-Benioff Program in Translational Cancer Biology  
Conflicts of interest: none.

### DATA AVAILABILITY STATEMENT

Due to its proprietary nature and ethical concerns, supporting data cannot be made openly available. Further information about the data and conditions for access are available upon request.

### ORCID

Samuel L. Washington III  <https://orcid.org/0000-0002-2467-6115>

Peter E. Lonergan  <https://orcid.org/0000-0001-7233-8156>

## REFERENCES

1. Siegel RL, Miller KD, Wagle NS, Jemal A. Cancer statistics, 2023. *CA Cancer J Clin*. 2023;73(1):17-48. doi:10.3322/caac.21763
2. National Comprehensive Cancer Network. Prostate Cancer (Version 3.2023). Accessed August 24, 2023. [https://www.nccn.org/login?ReturnURL=https://www.nccn.org/professionals/physician\\_gls/pdf/prostate.pdf](https://www.nccn.org/login?ReturnURL=https://www.nccn.org/professionals/physician_gls/pdf/prostate.pdf)
3. Sanda MG, Cadeddu JA, Kirkby E, et al. Clinically localized prostate cancer: AUA/ASTRO/SUO guideline. Part I: risk stratification, shared decision making, and care options. *J Urol*. 2018;199(3):683-690. doi:10.1016/j.juro.2017.11.095
4. Sanda MG, Cadeddu JA, Kirkby E, et al. Clinically localized prostate cancer: AUA/ASTRO/SUO guideline. Part II: recommended approaches and details of specific care options. *J Urol*. 2018;199(4):990-997. doi:10.1016/j.juro.2018.01.002
5. Cooperberg MR. Prostate cancer risk assessment: choosing the sharpest tool in the shed. *Cancer*. 2008;113(11):3062-3066. doi:10.1002/cncr.23920
6. Cooperberg MR, Pasta DJ, Elkin EP, et al. The University of California, San Francisco Cancer of the Prostate Risk Assessment score: a straightforward and reliable preoperative predictor of disease recurrence after radical prostatectomy. *J Urol*. 2005;173(6):1938-1942. doi:10.1097/01.ju.0000158155.33890.e7
7. Cooperberg MR, Carroll PR. Trends in management for patients with localized prostate cancer, 1990-2013. *JAMA*. 2015;314(1):80-82. doi:10.1001/jama.2015.6036
8. Plym A, Clements M, Voss M, Holmberg L, Stattin P, Lambe M. Duration of sick leave after active surveillance, surgery or radiotherapy for localised prostate cancer: a nationwide cohort study. *BMJ Open*. 2020;10(3):e032914. doi:10.1136/bmjopen-2019-032914
9. Hussein AA, Punnen S, Zhao S, et al. Current use of imaging after primary treatment of prostate cancer. *J Urol*. 2015;194(1):98-104. doi:10.1016/j.juro.2015.01.097
10. Yu Ko WF, Oliffe JL, Johnson JL, Bottorff JL. The connections between work, prostate cancer screening, diagnosis, and the decision to undergo radical prostatectomy. *Am J Mens Health*. 2018;12(5):1670-1680. doi:10.1177/1557988318781720
11. Mudarantakam DP, Nollen N, Wick J, Hughes D, Welch D, Calhoun E. Evaluating work impairment as a source of financial toxicity in cancer healthcare and negative impacts on health status. *Cancer Res Commun*. 2023;3(7):1166-1172. doi:10.1158/2767-9764.CRC-23-0038
12. Hastert TA, Banegas MP, Hamel LM, et al. Race, financial hardship, and limiting care due to cost in a diverse cohort of cancer survivors. *J Cancer Surviv*. 2019;13(3):429-437. doi:10.1007/s11764-019-00764-y
13. Hastert TA, Kyko JM, Reed AR, et al. Financial hardship and quality of life among African American and white cancer survivors: the role of limiting care due to cost. *Cancer Epidemiol Biomarkers Prev*. 2019;28(7):1202-1211. doi:10.1158/1055-9965.EPI-18-1336
14. Dahl S, Loge JH, Berge V, Dahl AA, Cvancarova M, Fosså SD. Influence of radical prostatectomy for prostate cancer on work status and working life 3 years after surgery. *J Cancer Surviv*. 2015;9(2):172-179. doi:10.1007/s11764-014-0399-6
15. 2018 Standard Occupational Classification System: U.S. Bureau of Labor Statistics. Accessed February 10, 2023. [https://www.bls.gov/soc/2018/major\\_groups.htm](https://www.bls.gov/soc/2018/major_groups.htm)
16. Rao K, Liang S, Cardamone M, et al. Cost implications of PSA screening differ by age. *BMC Urol*. 2018;18(1):38. doi:10.1186/s12894-018-0344-5
17. Forsmark A, Gehrman J, Angenete E, et al. Health economic analysis of open and robot-assisted laparoscopic surgery for prostate cancer within the prospective multicentre LAPPRO trial. *Eur Urol*. 2018;74(6):816-824. doi:10.1016/j.eururo.2018.07.038
18. Perlrth DJ, Bhattacharya J, Goldman DP, Garber AM. An economic analysis of conservative management versus active treatment for men with localized prostate cancer. *J Natl Cancer Inst Monogr*. 2012;2012(45):250-257. doi:10.1093/jncimonographs/lgs037
19. Roth JA, Gulati R, Gore JL, Cooperberg MR, Etzioni R. Economic analysis of prostate-specific antigen screening and selective treatment strategies. *JAMA Oncol*. 2016;2(7):890-898. doi:10.1001/jamaoncol.2015.6275
20. Kariburyo F, Wang Y, Cheng IE, et al. Healthcare costs among men with favorable risk prostate cancer managed with observation strategies versus immediate treatment in an integrated healthcare system. *J Med Econ*. 2017;20(8):825-831. doi:10.1080/13696998.2017.1333512
21. Shankaran V, Leahy T, Steelquist J, et al. Pilot feasibility study of an oncology financial navigation program. *J Oncol Pract*. 2018;14(2):e122-e129. doi:10.1200/JOP.2017.024927
22. Casilla-Lennon MM, Choi SK, Deal AM, et al. Financial toxicity among patients with bladder cancer: reasons for delay in care and effect on quality of life. *J Urol*. 2018;199(5):1166-1173. doi:10.1016/j.juro.2017.10.049
23. Joyce DD, Wallis CJD, Huang LC, et al. The association between financial toxicity and treatment regret in men with localized prostate cancer. *JNCI Cancer Spectr*. 2022;6(6):pkac071. doi:10.1093/jncics/pkac071
24. Iyengar S, Hall IJ, Sabatino SA. Racial/ethnic disparities in prostate cancer incidence, distant stage diagnosis, and mortality by U.S. Census region and age group, 2012-2015. *Cancer Epidemiol Biomarkers Prev*. 2020;29(7):1357-1364. doi:10.1158/1055-9965.EPI-19-1344
25. Joyce DD, Schulte PJ, Kwon ED, et al. Coping mechanisms for financial toxicity among patients with metastatic prostate cancer: a survey-based assessment. *J Urol*. 2023;210(2):290-298. doi:10.1097/JU.0000000000003506
26. Politi MC, Forcino RC, Parrish K, et al. The impact of adding cost information to a conversation aid to support shared decision making about low-risk prostate cancer treatment: Results of a stepped-wedge cluster randomised trial. *Health Expect*. 2023;26(5):2023-2039. doi:10.1111/hex.13810

## SUPPORTING INFORMATION

Additional supporting information can be found online in the Supporting Information section at the end of this article.

**How to cite this article:** Washington SL III, Lonergan PE, Cowan JE, et al. Ten-year work burden after prostate cancer treatment. *Cancer Med*. 2023;12:19234-19244. doi:10.1002/cam4.6530