

Lawrence Berkeley National Laboratory

Recent Work

Title

RELATIVISTIC QUARK MODEL BASED ON THE VENEZIANO REPRESENTATION. II. GENERAL TRAJECTORIES

Permalink

<https://escholarship.org/uc/item/7r7253zd>

Author

Mandelstam, Stanley.

Publication Date

1969-09-02

Submitted to Physical Review

UCRL-19327
Preprint

ly. L

RELATIVISTIC QUARK MODEL BASED ON THE VENEZIANO
REPRESENTATION. II. GENERAL TRAJECTORIES

**RECEIVED
LAWRENCE
RADIATION LABORATORY**

Stanley Mandelstam

SEP 25 1969

September 2, 1969

**LIBRARY AND
DOCUMENTS SECTION**

AEC Contract No. W-7405-eng-48

TWO-WEEK LOAN COPY

*This is a Library Circulating Copy
which may be borrowed for two weeks.
For a personal retention copy, call
Tech. Info. Division, Ext. 5545*

LAWRENCE RADIATION LABORATORY
UNIVERSITY of CALIFORNIA BERKELEY

UCRL-19327
ly. L

DISCLAIMER

This document was prepared as an account of work sponsored by the United States Government. While this document is believed to contain correct information, neither the United States Government nor any agency thereof, nor the Regents of the University of California, nor any of their employees, makes any warranty, express or implied, or assumes any legal responsibility for the accuracy, completeness, or usefulness of any information, apparatus, product, or process disclosed, or represents that its use would not infringe privately owned rights. Reference herein to any specific commercial product, process, or service by its trade name, trademark, manufacturer, or otherwise, does not necessarily constitute or imply its endorsement, recommendation, or favoring by the United States Government or any agency thereof, or the Regents of the University of California. The views and opinions of authors expressed herein do not necessarily state or reflect those of the United States Government or any agency thereof or the Regents of the University of California.

RELATIVISTIC QUARK MODEL BASED ON THE VENEZIANO REPRESENTATION.

II. GENERAL TRAJECTORIES*

Stanley Mandelstam

Department of Physics and Lawrence Radiation Laboratory
University of California
Berkeley, California

September 2, 1969

ABSTRACT

The model previously proposed is extended to include multi-quark trajectories. Once any trajectories with more than a single quark and anti-quark are included, it is necessary to include trajectories where the number of quarks plus the number of anti-quarks, which we call the total quark number, is arbitrarily large. The necessary factorization properties of the multi-particle Veneziano amplitudes will hold provided the intercept of the leading trajectory is a polynomial function of the total quark number, and the degeneracy of the levels on all but the leading trajectory will increase with the order of the polynomial. It is possible to construct two different models depending on whether one allows non-planar duality diagrams. The model with non-planar diagrams resembles more closely the non-relativistic harmonic-oscillator quark model, and the non-planar duality diagrams must be associated with the non-planar Veneziano amplitudes discussed in a previous paper. One can introduce $SU(3)$ symmetry breaking by making the intercept depend on the number of strange and non-strange quarks separately, and one then obtains a modified Gell-Mann-Okubo mass formula.

I. INTRODUCTION

A relativistic quark model has been proposed and applied to meson trajectories by Mandelstam¹ and by Bardakci and Halpern.² In the present paper we wish to extend the model to other trajectories. We shall discuss the general properties of the multi-quark trajectories, as well as the symmetry properties of the three-quark states. The spin and unitary-spin degrees of freedom will only be mentioned in so far as they are connected with the symmetry properties. We hope to treat the more detailed spin properties of the baryon trajectories in a subsequent paper.

Within the framework of the model presented in I, it appeared that one need not introduce resonances consisting of more than two quarks. Once one requires the presence of three-quark states, however, it is necessary to introduce trajectories where the number of quarks and anti-quarks is arbitrarily large. We shall examine such trajectories in Sec. 2. For baryon anti-baryon scattering, it has already been pointed out by Rosner³ that exotic resonances with two quarks and two anti-quarks must occur in the intermediate states, and one can apply similar reasoning to more complicated reactions. Following Delbourgo and Salam,⁴ we shall refer to the number of quarks plus the number of anti-quarks as the total quark number, and resonances with an arbitrarily large total quark number must be present. Our model in its present form does not appear to require trajectories with a net quark number greater than three, though it can certainly accommodate such trajectories. Until we know how to extend our

model beyond the narrow-resonance approximation we cannot answer the question whether trajectories of baryon number greater than one occur in this approximation, or only in higher orders.

If our model is to be at all acceptable on experimental and theoretical grounds, it is necessary that the mass of the lightest particle with a given total quark number be an increasing function of the quark number. As long as the resonances with a total quark number of four or greater are sufficiently heavy, they will decay rapidly into resonances with smaller total quark numbers, and they will not appear experimentally as narrow resonances. We therefore have to inquire whether the model allows different trajectories to have different intercepts. The question to be investigated concerns the factorization properties of the multi-particle Veneziano amplitude,^{5,6} which lie at the basis of the relativistic quark model. The original treatment of such factorization properties assumed that all trajectories had the same intercept.

We shall show in Sec. 2 that the residues at the poles of the multi-particle Veneziano amplitude can still be expressed as a finite sum of factored terms, provided that the intercept of the leading trajectory is a polynomial function of the total quark number. The degeneracy of the resonances will depend on the order of the polynomial. If the intercept is a linear function of the total quark number, the degeneracy of the spectrum of ordinary mesons, i.e., of mesons with a total quark number of two, will be the same as in a model without nucleons and exotic resonances. The degeneracy of the spectrum of other resonances will be an increasing function

of the total quark number, as is to be expected on intuitive grounds. If the intercept is a higher polynomial function of the total quark number, the degeneracy of all ordinary or exotic resonances on non-leading trajectories will be increased, and even the degeneracy of the resonances on the first subsidiary trajectory will increase indefinitely with the order of the polynomial.

In order that the spectrum of resonances be not too complicated, we therefore have to postulate that the intercept of the leading trajectory be a polynomial of low degree in the total quark number. We might be tempted to assume that the intercept was a linear function of the total quark number. The masses of highly exotic resonances would then be proportional to the square root of the total quark number, however, and those of sufficiently high charge and hypercharge would be stable. It is not absolutely prohibited that such a model might be the appropriate narrow-resonances approximation to nature, since the range of validity of the model will probably not extend to resonances of very high mass. A model without the infinite system of stable exotic mesons is obviously to be preferred, and the simplest such model is one where the intercept of the leading trajectory is a quadratic function of the total quark number.

It is possible to construct two different models with all the features mentioned above, depending upon whether one allows non-planar as well as planar duality diagrams. The models with only planar diagrams and with all diagrams will be discussed in Secs. 3 and 4 respectively. According to the general principles of the relativistic

quark model, each duality diagram is to be associated with the topologically similar multi-particle Veneziano diagram. The non-planar duality diagrams will therefore be associated with the non-planar Veneziano amplitudes which we have discussed in a previous paper.⁷

Of the two models, that containing non-planar as well as planar diagrams has the closer resemblance to the non-relativistic harmonic-oscillator quark model. All baryon states on the leading trajectory of such a model are symmetric in the three quarks, and we shall hereafter refer to it as the symmetric quark model. The planar-diagram model, on the other hand, possesses some non-symmetric states as well. The presence of one such state, the $\ell = 0 \underline{70}$ has already been pointed out by Mandula, Rebbi, Slansky, Weyers and Zweig⁸. While the symmetric quark model is preferable in this respect, the planar-diagram model is not in definite contradiction with experiment, since the $\ell = 0 \underline{70}$ is only weakly coupled and may simply appear as a contribution to the continuum. We shall discuss such an interpretation in Sec. 3.

The planar-diagram model is simpler than the symmetric quark model in regard to the spectrum of resonances on the leading trajectory. As has been shown in Ref. 5 and 6, the leading trajectory in a planar Veneziano amplitude has no "orbital" degeneracy, though there will of course be a degeneracy associated with the spin and unitary-spin degrees of freedom. The extra degeneracy associated with the exotic resonances affects only the subsidiary trajectories, and no trajectory is infinitely degenerate. In non-planar Veneziano amplitudes, the resonances on the leading baryon trajectory are degenerate, and the degeneracy increases with the angular momentum. The spectrum of

resonances on the leading baryon trajectory of our symmetric quark model is identical to that of the non-relativistic quark model, where the degeneracy also increases with the angular momentum.⁹

The meson-baryon coupling constants in the planar-diagram model are two-thirds as large as in the symmetric quark model. A convenient comparison of the $\overline{B}B\overline{M}$ and $MM\overline{M}$ coupling constants may be made on the basis of the coupling with the neutral vector mesons. We showed in I that it was possible to adjust a single parameter in such a way that the coupling constant of the vector mesons to the other mesons was universal, and we can treat the $\overline{B}B\overline{M}$ vertex in a similar manner. On comparing the $\overline{B}B\overline{M}$ and $MM\overline{M}$ coupling constants, we then find that the symmetric quark model gives results in accord with vector meson universality, while the couplings of the vector mesons to the baryons in the planar-diagram model are too small by a factor $\frac{2}{3}$.

The models constructed in I and in Secs. 2, 3 and 4 of the present paper possess exact $SU(3)$ symmetry. A convenient method of introducing symmetry breaking is to assume that the intercept of the leading trajectory is a polynomial function, not only of the total quark number, but of the number of strange and non-strange quarks separately. The resulting formula for the mass splitting resembles the Gell-Mann-Okubo formula without the term responsible for the $\Sigma\Lambda$ mass difference. If we assume that the intercept is a quadratic function of the quark models, our formula differs in detail from the Gell-Mann-Okubo formula. It contains an extra parameter, but we are able to fit the baryon and meson multiplets with a single formula,

whereas the usual Gell-Mann-Okubo formula involves the masses of the baryon multiplets and the squares of the masses of the pseudo-scalar octet. It is also worth pointing out that our present derivation does not depend on the smallness of the $SU(3)$ symmetry breaking.

II. EXOTIC RESONANCES

The general principles of the model are the same as those applied to meson trajectories in I. For meson-baryon scattering we shall have the processes represented by Fig. 1(a) and its crossed diagram and by Fig. 1(b), possibly together with further processes represented by non-planar diagrams which we shall discuss in Sec. 4. In momentum space the diagrams correspond to multi-particle Veneziano amplitudes¹⁰ with the external particles in the same cyclic order as in the diagrams. From such multi-particle amplitudes one can factor out meson-baryon amplitudes with external particles of any spin. The lines in Fig. 1 also represent delta functions in spin and unitary spin. The coupling therefore has the form originally proposed by Capps¹¹ and, in their internal degrees of freedom, the diagrams are the duality diagrams used by Harari,¹² by Rosner,¹³ by Matsuoka, Minomiya and Sawada,¹⁴ and, in a rather different form, by Neville.¹⁵

The diagram for baryon anti-baryon scattering is shown in Fig. 1(c); there will be a similar diagram with the s- and t-channels interchanged. It will be noticed immediately that the resonances in the t- channel are exotic mesons consisting of two quarks and two anti-quarks. Rosner³ was the first to draw attention to such exotic mesons, and their presence is a necessary feature of our model. By viewing Fig. 1(c) from the s- channel, we can see that it must be present. The intermediate state is then an ordinary meson, and the $\overline{B}BM$ coupling is required for consistency with the meson-baryon amplitude.

One can employ similar reasoning to prove the existence of exotic baryons consisting of four quarks and one anti-quark. A diagram for the process $\bar{B}\bar{B}\bar{B} \rightarrow \bar{B}\bar{B}\bar{B}$ is shown in Fig. 1(d). Such a diagram must be present in order to represent the sequence of exchanges shown in Fig. 2. The resonances in the t -channel of Fig. 1(d) are the exotic baryons under discussion. It is evident that exotic mesons and baryons with an arbitrarily large number of quarks and anti-quarks are present in the model. This type of reasoning leaves open the question of the existence of resonances with a net quark number greater than three.

We have pointed out that a model with an infinity of meson and baryon resonances would be completely unacceptable unless the masses of the resonances increase with the total quark number. We now wish to investigate the factorization properties of our amplitude when the intercepts of the trajectories depend on the total quark number, and to prove the results already quoted in the introduction.

We begin by restricting ourselves to planar amplitudes. Figure 3 represented a general diagram for such an amplitude, and we are interested in the factorization properties when the diagram is divided by the dashed line. As in Ref. 5, we write the Veneziano integrand in the form:

$$I = I_1 I_2 \prod_{i=1}^j \prod_{k=j+1}^N (1-w y_i y_k)^{-S_{ik} - S_{i+1, k-1} + S_{i, k-1} + S_{i+1, k}},$$

(2.1)

where

$$w = u_{ij} \quad (2.2a)$$

$$y_i = u_{ij} \cdots u_{1, j-1} \quad i \leq 2 \leq j-1 \quad (2.2b)$$

$$y_j = 1, y_1 = 0 \quad (2.2c)$$

$$y_k = u_{n, j+2} \cdots u_{N, k} \quad j+2 \leq k \leq N-1 \quad (2.2d)$$

$$y_{j+1} = 1, y_N = 0 \quad (2.2e)$$

$$S_{ik} = \alpha_{ik}(s_{ik}) \quad \text{if} \quad k \geq i+1 \quad (2.2f)$$

$$S_{jj} = S_{j+1, j+1} = 0 \quad (2.2g)$$

$$S_{j+1, j} = -1 \quad (2.2h)$$

We have used the notation of Chan and Tsou¹⁰ for the u 's. The subscripts ik refer to the channel with particles i to k in clockwise order round the diagram. I_1 and I_2 are the Veneziano integrands associated with the two halves of the diagram.

In units for which the slope of the trajectory is unity, we may write:

$$S_{ik} = s_{ik} + b_{ik}, \quad k \geq i+1 \quad (2.3)$$

where b_{ik} is the intercept of the leading trajectory in the channel ik . We supplement (2.3) with the further definitions:

$$b_{j,j} = b_{j+1, j+1} = -\mu^2 \quad (2.4a)$$

$$b_{j+1} = 1 \quad (2.4b)$$

The quantity μ^2 in (2.4a) is the mass of the quark, so that $b_{j,j}$ and $b_{j+1, j+1}$ are defined as the intercept which a trajectory would have if the mass of its lowest member were equal to the quark mass. We may then write (2.4a) as:

$$I = I_1 I_2 \prod_{i=1}^j \prod_{k=j+1}^N (1 - w y_i y_k)^{-2p_i p_k + \epsilon_{ik}}, \quad (2.5a)$$

where

$$\epsilon_{ik} = -b_{ik} - b_{i+1, k-1} + b_{i, k-1} + b_{i+1, k}. \quad (2.5b)$$

If all the intercepts are the same, so that all the quantities b_{ik} are zero except $b_{j+1, j}$, it follows from (2.5b) that all ϵ 's are zero except $\epsilon_{j, j+1}$. The expression (2.5a) thus has the factorization properties described in Refs. 5 and 6. If the ϵ 's are not zero the factorization properties become more complicated and, unless restrictions are imposed on the b 's, the residue at a pole cannot be written as a finite sum of factored terms at all.

We now assume that the intercept b_{ik} is a polynomial function of the total quark number and, to begin, we shall suppose that it depends linearly on the quark number. Most of the ϵ 's are then equal to zero. Let us examine the channel ℓ_p , for instance (Fig. 3). If we denote the total quark number by ν , we may write

$$v_{\ell p} = 3, \quad v_{\ell+1, p-1} = 3, \quad v_{\ell, p-1} = 4, \quad v_{\ell+1, p} = 2 .$$

(2.6)

As long as b_{ik} depends linearly on v_{ik} , it follows from (2.5b) and (2.6) that $\epsilon_{\ell p} = 0$. We may treat the majority of the variables ϵ_{ik} in a similar way. The points i and k will be on the right and the left of the diagram respectively, and let us imagine a dotted line drawn just above these points. The quantity $v_{ik} - v_{i+1, k}$ will be equal to ± 1 according to whether the quark line drawn to the point i crosses this dotted line or not. Exactly the same rule serves to determine the value of $v_{i, k-1} - v_{i+1, k-1}$, so that ϵ_{ik} , given by (2.5b), is zero.

The only ϵ 's for which this reasoning fails are the quantities such as ϵ_{mq} (Fig. 3), where the points m and q are joined by a quark line. In that case

$$v_{mq} = 0, \quad v_{m+1, q-1} = 0, \quad v_{m, q-1} = 1, \quad v_{m+1, q} = 1 ,$$

(2.7)

and ϵ_{mq} is not zero. Thus, in Fig. 3, only two of the ϵ 's are non-zero, $\epsilon_{j, j+1}$ and ϵ_{mq} . These two ϵ 's correspond to the two quark lines which cross the diagram from left to right. No ϵ is associated with the line $1N$, since the factor $(1 - w_{1N})^{-2p_1 p_N + \epsilon_{1N}}$ is absent by virtue of (2.2c) and (2.2e). The quantity $\epsilon_{j, j+1}$ is non-zero even if the intercept of all trajectories is the same, but the other

non-zero ϵ 's such as ϵ_{mq} are new features of our present model. The number of non-zero ϵ 's is equal to the number of quark lines crossing the diagram besides the top line or, in other words, to the total quark number of the channel minus one.

We observed in Ref. 5 that the term $\epsilon_{j,j+1}$ in the exponent increased the degeneracy of the resonances, and any other non-zero ϵ will have a similar effect. As long as the number of non-zero ϵ 's is finite and independent of the number of external lines, we may easily repeat the reasoning of Ref. 5 and 6 to show that the residue at each pole is equal to the sum of a finite number of factorizable terms. The resonances on the leading trajectory will be non-degenerate, but the degeneracy of all other resonances will increase with the number of non-zero ϵ 's. In ordinary-meson channels, where the total quark number is two, the only non-zero ϵ is $\epsilon_{j,j+1}$, so that the degeneracy of the resonances is exactly the same as in a model where all leading trajectories have the same intercept. The degeneracy of the resonances in other channels will be an increasing function of the total quark number.

We turn next to the case where the intercept b_{ik} is a quadratic function of the total quark number.

Thus

$$-b_{ik} = (\alpha v_{ik})^2 + \beta v_{ik} + \gamma \quad (2.8)$$

For later reference we may generalize our formula to systems where we have several different quarks, e.g. strange and non-strange quarks in a model with broken $SU(3)$. Equation (2.8) then becomes:

$$-b_{ik} = \left(\sum_r \alpha_r v_{r,ik} \right)^2 + \sum_r \beta_r v_{r,ik} + \gamma \quad (2.9)$$

where $v_{r,ik}$ is the number of quarks of type r in the channel ik .¹⁶

For simplicity we shall limit our investigation to the spectrum of ordinary mesons. The only lines which pass from the left to the right of Fig. 3 are then the top and the bottom lines. The channels ik may be divided into four classes as shown in Fig. 4(a)-(d); the number of vertical quarks lines is arbitrary. In the first case (Fig. 4(a)):

$$\begin{aligned} \epsilon_{ik} = & \left(\sum_r \alpha_r v_{r,ik} \right)^2 + \sum_r \beta_r v_{r,ik} + \gamma + \left(\sum_r \alpha_r v_{r,ik} - \alpha_i - \alpha_k \right)^2 \\ & + \sum_r \beta_r v_{r,ik} - \beta_i - \beta_k + \gamma - \left(\sum_r \alpha_r v_{r,ik} - \alpha_i \right)^2 \\ & - \sum_r \beta_r v_{r,ik} + \beta_i - \gamma - \left(\sum_r \alpha_r v_{r,ik} - \alpha_k \right)^2 - \sum_r \beta_r v_{r,ik} + \beta_k - \gamma, \end{aligned}$$

i.e.,

$$\epsilon_{ik} = 2 \alpha_i \alpha_k \quad (2.10)$$

The parameters $\alpha_i, \alpha_k, \beta_i, \beta_k$ represent α_r and β_r for the quarks in the external lines i and k . With the configuration shown in Fig. 4(b), one again obtains the result $\epsilon_{ik} = 2 \alpha_i \alpha_k$. With Figs. 4(c) and 4(d), $\epsilon_{ik} = -2 \alpha_i \alpha_k$. We may therefore write the general equation

$$\epsilon_{ik} = 2 \epsilon_i \alpha_i \epsilon_k \alpha_k \quad \text{unless } i = j \text{ and } k = j + 1, \quad (2.11)$$

where ϵ_i is equal to $+1$ if the quark leading from the external line i goes towards the top of the diagram, and equal to -1 if the quark does towards the bottom of the diagram.

As in all previous examples, the value of ϵ_{ik} when $i = j$ and $k = j + 1$ will not be given by the equation valid for other values of i and k .

If we substitute (2.11) in (2.5a), we obtain the equation

$$I = I_1 I_2 \prod_{i=1}^j (1 - w y_i y_k) \prod_{k=j+1}^N (1 - w y_i y_k)^{-2 p_i p_k + 2 \epsilon_i \alpha_i \epsilon_k \alpha_k} (1 - w)^{\epsilon'}, \quad (2.12a)$$

where

$$\epsilon' = \epsilon_{j, j+1} - 2 \epsilon_j \alpha_j \epsilon_{j+1} \alpha_{j+1}. \quad (2.12b)$$

We may rewrite (2.12a) as the exponential of a logarithm so that it becomes:

$$I = I_1 I_2 \exp \left\{ 2 \sum_{r=1}^{\infty} \frac{w^r}{r} \left[\left(\sum_{i=1}^j p_i y_i^r \right) \left(\sum_{k=j+1}^n p_k y_k^r \right) - \left(\sum_{i=1}^j \epsilon_i \alpha_i y_i^r \right) \left(\sum_{k=j+1}^n \epsilon_k \alpha_k y_k^r \right) - \epsilon' \right] \right\}. \quad (2.13)$$

On expanding the exponential in (2.13), we notice that the coefficient of w^r is indeed equal to the sum of a finite number of factored terms. As the second term within the square bracket does not involve the scalar product $p_i p_j$, it does not contribute to the leading trajectory, which remains non-degenerate. The term in question does contribute to the subsidiary trajectories, so that the degeneracy of the spectrum is greater than in a model where all trajectories have the same intercept.

One may treat more complicated cases in the same way. If the intercept is a polynomial function of the total quark number, the degeneracy of a particular resonance will increase with the order of the polynomial and with the total quark number of the resonance. All resonances are finitely degenerate, but the degeneracy of even the first subsidiary ordinary-meson trajectory increases indefinitely with the order of the polynomial. One would therefore expect the intercept to be a polynomial of low degree in the total quark number and, as we explained in the introduction, the optimal choice is a quadratic function if we demand that there be no infinite family of highly exotic stable particles.

We may easily generalize our results to the two-quark channels of a non-planar amplitude. It has been shown in Ref. 7 that the factorization properties in such channels are the same as those of planar amplitudes. We had assumed that all trajectories had the same intercept, but we can easily prove a similar theorem in a model where the intercept depends upon the total quark number. All results obtained in this section for the factorization properties of two-quark-channel are therefore true in models with planar and non-planar diagrams.

If the intercept of the leading trajectory is a quadratic or higher polynomial in the total quark number, we cannot predict the masses of the exotic mesons. The masses of the ordinary mesons and baryons only give us two points with which to determine the coefficients of the polynomial. If the quadratic term were absent we would obtain a mass of 1.6 - 1.8 BeV for the exotic mesons with a total quark number of four. The quadratic term will increase this value, since it must be negative in order that the mass of the highly exotic resonances be an increasing function of the total quark number.

With a sufficiently large quadratic term, the exotic mesons will have a considerable Q-value for S-wave decay into ordinary mesons. They may therefore be too broad to appear experimentally as resonances. In our present model there is no coupling between one exotic meson and two ordinary mesons, but the linear-trajectory dynamical scheme is only to be regarded as a weak-coupling approximation to nature, and the coupling in question will occur when we improve on the approximation.

III. THE PLANAR-DIAGRAM MODEL

In this and the following section we are interested in the symmetry properties of multi-quark states and, in particular, of three-quark states. One may construct two models with different symmetry properties. In the present section, we shall examine a model with only planar duality diagrams.

The scattering of ordinary mesons and baryons will involve the duality diagrams of Figs. 1(a) and (b), together with the same two diagrams drawn upside down. If s and u are the meson-baryon channels, t the meson-meson channel, the st and tu terms will correspond to Fig. 1(a), the su term to Fig. 1(b). The even orbital-angular-momentum states in the s -channel will be given by the sum of Figs. 1(a) and (b), the odd orbital-angular-momentum states by their difference.

We observe that Fig. 1(b) may be obtained from Fig. 1(a) by interchanging the top and bottom quarks on the right-hand side, followed by twisting the entire right-hand side through 180° . The last operation does not affect the meaning of the diagram in any way, so that the two diagrams are related to one another by interchanging a pair of quarks in the final state. It follows that the purely anti-symmetrical state and the purely symmetrical state will be absent from the even and odd orbital-angular-momentum trajectories respectively. The even orbital-angular-momentum trajectories will possess symmetrical multiplets and multiplets of mixed symmetry or, in $SU(6)$, the $\underline{56}$ and $\underline{70}$ representation.¹⁷ Odd angular-momentum trajectories will possess multiplets of mixed symmetry and

anti-symmetrical multiplets or in $SU(6)$, the $\underline{70}$ and $\underline{20}$ representations. The $\underline{20}$ will of course not contribute to meson-baryon scattering. These results have been obtained by Mandula, Rebbi, Slansky, Weyers and Zewig.⁸

A more detailed analysis shows that the amplitudes represented by Figs. 1(a) and (b) involve the $\underline{56}$ and the $\underline{70}$ in the following proportions:

$$\text{Fig. 1(a):} \quad 15. \underline{56} + 16. \underline{70} \quad (3.1a)$$

$$\text{Fig. 1(b):} \quad 15. \underline{56} - 8. \underline{70} \quad (3.1b)$$

We confirm that the amplitude for states of odd angular momenta, which is obtained by subtracting (3.1b) from (3.1a), is a pure $\underline{70}$. States of even angular momenta involve the $\underline{56}$ and the $\underline{70}$ in the ratio 15/4.

The existence of the $\underline{70}$ multiplet in trajectories of even orbital angular momentum represents a difference between the planar-diagram model and the non-relativistic symmetric quark model. The spectrum of our present model is not restricted to states which are symmetric in the spin, unitary-spin and orbital degrees of freedom of the quarks. No $\underline{70}$ multiplets with even angular momentum have been observed in pion-nucleon phase shift analyses. Before we dismiss the planar-diagram model out of hand, however, we should investigate possible changes which may occur when we improve on the narrow-resonance approximation.

The linear Regge trajectories will acquire a curvature as the coupling is turned on. If the forces are attractive, the curves of

Re α against s will move upward from their positions in the Born approximation, just as in potential theory. Since the weak-coupling linear trajectories are inclined at 45° to the horizontal, this upward movement will be accompanied by a movement to the left, and the Q -value for a resonance with a given angular momentum will be decreased. The most strongly bound particles or resonances will therefore lie in the channels with the strongest attractive forces. We may go further and make the interpretation that the resonances on a trajectory which is not moved a substantial distance to the left by the coupling will be so wide that they appear experimentally as part of the continuum. The dynamical scheme will now have the property, expected in a bootstrap model, that particles or narrow resonances exist only in those channels where the attractive forces are sufficiently strong. We actually used such an interpretation in I, where we assumed that the V' and Π' did not correspond to particles or narrow resonances, and that no narrow resonances existed on repulsive trajectories.

We have seen that the attractive forces in the $\underline{70}$ - even - l channels are indeed much weaker than in the $\underline{56}$ - even - l channels; the squares of the coupling constants are in the ratio $4/15$. We may therefore assume that the forces in the $\underline{70}$ - even - l channels are not sufficient to produce narrow resonances. The S-wave states in such channels would correspond to the 11 , 13 and 31 states of the pion-nucleon system. The latter two have not been observed at an energy below 1.8 BeV. The prominent 11 Roper resonance is usually assigned to the second trajectory, and we are not proposing to change that assignment. If the resonances in question had approximately the

same energy as the $\ell=1$ resonances they could easily escape detection. Their coupling to the πN system would be about one-third as great as that of the $\ell=1$ resonances. On the other hand, if their partial width for decay into the $\pi\pi N$ mode is estimated from that of the Roper resonance with the appropriate phase-space correction, it is found that their total width would be roughly comparable to that of the $\ell=1$ resonances.

A second difference between the planar-diagram model and the non-relativistic quark model lies in the nature of the spectrum of resonances with higher angular momentum. In our present model, all resonances on the leading trajectory are non-degenerate in their orbital degrees of freedom. The degeneracy of resonances on non-leading trajectories depends on the total quark number, but no trajectory is infinitely degenerate. In the non-relativistic harmonic-oscillator quark model the degeneracy of the resonances will again depend on the total quark number, but now the resonances on the leading trajectory will be degenerate if the total quark number is greater than two; the degeneracy will be roughly proportional to the $(\nu-2)$ th power of the angular momentum.

From the duality diagrams of Fig. 1 one may immediately construct diagrams for the vertices. Thus, from Figs. 1(a) and 1(b), one can infer that the $\overline{B}B\pi$ vertex is given by the sum of Fig. 5(a) and 5(b). From Figs. 1(c) one infers that the vertex which couples an exotic meson to a baryon anti-baryon pair is given by the sum of Figs. 5(c) and 5(d). In general, by referring to Fig. 1(d) and

more complicated diagrams, one may conclude that any exotic baryon or meson is represented by a diagram such as Fig. 6, where the top two quarks have their arrows pointing in the same direction, following which all arrows alternate until the bottom two quarks again have their arrows pointing in the same direction. The vertex between any three particles can now be drawn as in Figs. 5(a) - (d), with no lines crossing. Each vertex will consist of the sum of two terms with different cyclic ordering of the three particles. Note that it is impossible to draw a vertex such as Fig. 5(e); at least one quark line must pass between any pair of particles.

For processes where the number of baryons plus anti-baryons exceeds four, half of the diagrams will occur with minus sign owing to the fermi statistics of the baryons. A particular diagram can be chosen and given a plus sign; any diagram obtained from the selected diagram by interchanging an odd number of baryon pairs or anti-baryon pairs is then given a minus sign.

One may construct more complicated models which possess the exotic mesons and baryons just discussed, together with exotic mesons and baryons where more than two adjacent quark lines have their arrows in the same direction. For instance, one can have a model where states of baryon number two exists in the narrow-resonance approximation. The method of constructing the diagrams is straightforward.

An important feature of the planar-diagram model is that it does not possess vector-meson universality. The ratio between the different MMV vertices and between the different \overline{BBV} vertices is in

accord with vector-meson universality, provided one fixes certain mixing parameters as has been explained in I. However, the ratio between the $\overline{B}B$ vertex and the MM vertex is two thirds of that predicted by vector-meson universality, since the meson in Figs. 5(a) and (b) cannot interact with the middle quark of the baryon.

In summary, we may mention the following three features of the planar-diagram model

i) The baryon trajectories of even orbital angular momentum possess a 70 multiplet as well as a 56 .

ii) The resonances on the leading trajectory have no orbital degeneracy, as opposed to the states of the harmonic-oscillator quark model.

iii) The model does not possess vector-meson universality, since the meson can only interact with the two outer quarks of a multi-quark particle.

Though point i) may be regarded as a drawback of the model, we have seen that it does not necessarily imply that the model should be rejected. With regard to point (ii), the degeneracy of the higher resonances on the leading trajectory has thus far received no experimental support, and we may therefore prefer our present model to the harmonic-oscillator model on the grounds of simplicity of the spectrum. Point iii), like point i), may be regarded as a drawback of the model, since vector-meson universality is an appealing feature which may possibly be helpful in constructing a representation of current algebra. However,

since our model in its present form cannot make exact quantitative predictions of coupling constants, we should not regard the violation of vector-meson universality as strong experimental evidence against the model.

By including non-planar as well as planar diagrams, we can construct a model which possess only symmetrical three-quark states on the leading trajectory. It therefore agrees with the symmetric harmonic-oscillator model in points i) and ii), and it does possess vector-meson universality. We turn now to a discription of this model.

IV. THE SYMMETRIC QUARK MODEL

If all the baryon states are to be symmetric in the three quarks, it is necessary that a quark in an intermediate state of a scattering process should be able to go into any quark in the initial or final states. For meson-baryon scattering one would therefore expect diagrams such as Figs. 7(a) and (b) as well as Figs. 1(a) and (b). There are fifty-four diagrams in all, since each of the three quarks of the initial and final nucleon may annihilate with the anti-quark of the meson and, in addition, the three quarks which pass from the initial to the final state may do so in six possible ways.

According to the principles of the relativistic quark model, each duality diagram is associated with a topologically similar multi-particle Veneziano diagram. Corresponding to Figs. 7(a) and (b) we therefore have the diagrams of Fig. 8(a) and (b), where we have drawn dashed lines across the meson and nucleon. These diagrams represent the scattering of ten external quarks, and they are to be interpreted in the sense of Ref. 7; we construct multi-particle Veneziano amplitudes with resonances in those channels for which Figs. 8(a) and (b) possess intermediate states. By factorizing the meson-baryon amplitude from the ten-point Veneziano amplitude, we obtain the amplitude for the scattering of mesons and baryons of arbitrary spin.

Of the fifty-four duality diagrams, the eighteen where the quark of the incoming meson passes into the quark of the outgoing meson (Figs. 1(a) and 7(b)) have intermediate states in the s and t

channels. They therefore correspond to an st term in meson-baryon scattering. The remaining thirty-six, such as Figs. 1(b) and 7(a), correspond to an su term in meson-baryon scattering.

In duality diagrams for processes where the total number of baryons and anti-baryons exceeds four, some of the diagrams will again occur with minus signs owing to the fermi statistics of the baryons or the para-fermi statistics of the quarks. Each quark will be given a three-valued degree of freedom in addition to its spin, unitary-spin and orbital degrees of freedom. The three quarks in a single baryon have different values for this degree of freedom. We insert an extra minus sign for every pair of crossed lines between two quarks with the same value of the new degree of freedom.

The vertex diagrams are obtained by combining the quarks in all possible ways. The meson-baryon vertex will consist of the sum of eighteen diagrams, since the quark and the anti-quark lines of the meson may pass into any of the three quark lines of the nucleon, and the remaining two nucleon lines may pass into one another in two possible ways. Vertices such as Fig. 5(e) are excluded. In order that the vertices combine consistently in both the s and t channels to give the duality diagrams such as Figs. 1(a) and 7(b), it is necessary to multiply all \overline{BBM} vertices and all meson-baryon amplitudes by a factor $\frac{1}{6}$.

Our present model does possess vector-meson universality, because any of the baryon quarks in the \overline{BBM} vertex may pass into the meson quarks. The \overline{BBM} coupling constant is $\frac{3}{2}$ as large as in the planar-diagram model, there being eighteen vertex diagrams and an overall factor $\frac{1}{6}$, as opposed to the two diagrams in the latter model.

We next examine the factorization properties of our amplitude, and we shall show that the spectrum of resonances on the leading trajectory is indeed the same as in the non-relativistic harmonic-oscillator quark model. In the analysis of non-planar diagrams given in Ref. 7, we had shown that the most direct formula had to be modified in order to obtain the amplitude with the simplest spectrum of intermediate states. We shall repeat some of the formulas here in order to exhibit the relationship between planar and non-planar diagrams.

The general non-planar diagram has been represented in Fig. 9(a). All the solid and dashed lines in Figs. 8(a) and 8(b) have here been represented by solid lines, and we are interested in the spectrum in the channel cut by the dashed line. The factorization properties of the amplitude can be obtained from an expansion of the Veneziano integrand in powers of w , the integration variable corresponding to the channel in question. If we are only interested in the leading trajectory, we may drop all but the highest power of the angular momentum for a given power of w . The expansion for the general unmodified non-planar amplitude has the form:

$$I_1 I_2 \sum_{n=0}^{\infty} (n!)^{-1} (2 P_1 P_2 + 2 P_5 P_4 + 2 P_7 P_8 - 2 P_1 P_4 - 2 P_1 P_8 - 2 P_5 P_2 - 2 P_5 P_8 - 2 P_7 P_2 - 2 P_7 P_4)^n w^{n-\alpha-1}, \quad (4.1)$$

where I_1 and I_2 are the Veneziano integrands for the two halves of the diagram, and α is the trajectory function for the channel of interest. The P 's are defined by the equations:

$$P_\alpha = \sum_{\beta} p_{\alpha\beta} y_{\alpha\beta} , \quad (4.2)$$

where $y_{\alpha\beta}$ is the product of the u 's for all left-hand sub-channels which include the particles $\alpha\beta$ and 6 if $\alpha\beta$ is on the left of the diagram, or the product of the u 's for all right-hand sub-channels which include the particles $\alpha\beta$ and 3 if $\alpha\beta$ is on the right of the diagram.

Let us compare this formula with the corresponding formula for a planar diagram. Figure 9(b) represents a general such diagram, the middle solid line corresponding to the middle quark line of Figs. 2(a) and (b). The expansion of the amplitude in powers of w has been given in Refs. 5 and 6. With neglect of lowest powers of angular momentum, it has the form

$$I_1 I_2 \sum_{n=0}^{\infty} (n!)^{-1} \left\{ 2 \left(\sum_{\beta} p_{1\beta} \tilde{y}_{1\beta} + p_6 \tilde{y}_6 + \sum_{\beta} p_{7\beta} \tilde{y}_{7\beta} \right) \right. \\ \left. \times \left(\sum_{\beta} p_{2\beta} \tilde{y}_{2\beta} + p_3 \tilde{y}_3 + \sum_{\beta} p_{8\beta} \tilde{y}_{8\beta} \right) \right\}^n w^{n-\alpha-1} . \quad (4.3)$$

The variables \tilde{y} have been defined in Ref. 5, as well as in Sec. 2 of the present paper. We may eliminate the momenta p_6 and p_3 by using the equations

$$\sum_{\beta} p_{1\beta} + p_6 + \sum_{\beta} p_{7\beta} = \sum_{\beta} p_{2\beta} + p_3 + \sum_{\beta} p_{8\beta} \approx 0 ,$$

to leading order in the angular momentum. On doing so and making use of the relations between the u's, we may rewrite (4.3) as follows:

$$\begin{aligned} & I_1 I_2 \sum_{n=0}^{\infty} (n!)^{-1} \left\{ 2 (-P_1 + P_7)(-P_2 + P_8) \right\}^n w^{n-\alpha-1} \\ &= I_1 I_2 \sum_{n=0}^{\infty} (n!)^{-1} (2 P_1 P_2 + 2 P_7 P_8 - 2 P_1 P_8 - 2 P_7 P_2)^n w^{n-\alpha-1} , \end{aligned} \tag{4.4}$$

where the P's are defined as in (4.2). The variables P_4 and P_5 are zero for the diagram under consideration, as there are no terms in the summation (4.2) when r is equal to 4 or 5. We thus observe that the same formula (4.1) holds for planar and non-planar diagrams.

In Ref. 7 we showed that one can obtain a simpler spectrum of intermediate states by multiplying the Veneziano integrand by the function

$$\prod_{r > s} (1 - z_{rs})^{-P_r P_s} \tag{4.5}$$

The product is over pairs of momenta from different groups 11 ... 21, 51 ... 41 and 71 ... 81 of Fig. 9(a); the variable z_{rs} is defined as the product of the u 's for all channels which include one of the particles r and s and one of the particles 3 and 6. In the modified formula, (4.1) becomes replaced by the expression

$$\begin{aligned}
 & I_1 I_2 \sum_{k=0}^{\infty} (n!)^{-1} (2 P_1 P_2 + 2 P_5 P_4 + 2 P_7 P_8 - P_1 P_4 - P_1 P_8 - P_5 P_2 - P_5 P_8 \\
 & \qquad \qquad \qquad \times (-P_7 P_2 - P_7 P_4)^n w^{n-\alpha-1} \\
 & = I_1 I_2 \sum_{n=0}^{\infty} (n!)^{-1} \left\{ \frac{1}{3} (2 P_1 - P_5 - P_7)(2 P_2 - P_4 - P_8) + \frac{1}{3} (-P_1 + 2 P_5 - P_7) \right. \\
 & \qquad \qquad \qquad \times (-P_2 + 2 P_4 - P_8) + \frac{1}{3} (-P_1 - P_5 + 2 P_7)(-P_2 - P_4 + 2 P_2) \left. \right\} \\
 & \qquad \qquad \qquad \times w^{n-\alpha-1} . \qquad \qquad \qquad (4.6)
 \end{aligned}$$

We may also modify the planar amplitudes by multiplying the Veneziano integrand by (4.5). The effect is again to replace (4.1) by (4.6). As in (4.4), at least two of the P 's will be zero for a planar diagram. In a model with only planar diagrams we would not modify the formula in this way, since it results in a complication of the spectrum; the leading trajectory, which previously had no orbital degeneracy, now becomes infinitely degenerate. In our present model, however, we already have an infinitely degenerate leading trajectory due to the non-planar

diagrams, and we shall now prove that the effect of modifying the planar amplitudes is to remove the non-symmetrical quark states.

In Fig. 9(a), the three solid lines cut by the dashed line represent the transfer of three quarks from the left to the right of the diagram. Let us denote the quarks on the left of the diagram by the indices 1,5 and 7, those on the right by the indices 2,4 and 8. The tensor $I_1 (2 P_1 - P_5 - P_7)^{n_1} (-P_1 + 2 P_5 - P_7)^{n_2} (-P_1 - P_5 + 2 P_7)^{n_3}$ corresponds to an initial state where the three quarks are in an n_1 th, n_2 th and n_3 th level of the harmonic-oscillator spectrum. Spurious states are eliminated by the relation

$(2 P_1 - P_5 - P_7) + (-P_1 + 2 P_5 - P_7) + (-P_1 - P_5 + 2 P_7) = 0$. The curly brackets of (4.6) may then be represented symbolically by the expression

$$\delta_{12} \delta_{54} \delta_{78} , \tag{4.7}$$

the subscripts on the Kronecker δ referring to states of the harmonic-oscillator spectrum. Since the lines going across the diagram also represent quark lines in a duality diagram, we may interpret the subscripts as referring to spin and isotopic-spin indices as well as to states of the harmonic-oscillator spectrum.

In addition to Fig. 9(a), there will be five further diagrams where the groups 1, 5 and 7 are joined to the groups 2,4 and 8 in all possible ways. When we take the sum of all six diagrams, (4.7) becomes replaced by

$$\delta_{12} \delta_{54} \delta_{78} + \delta_{14} \delta_{58} \delta_{72} + \delta_{18} \delta_{52} \delta_{74} + \delta_{14} \delta_{52} \delta_{78} + \delta_{12} \delta_{58} \delta_{74} \\ + \delta_{18} \delta_{54} \delta_{72} . \quad (4.8)$$

It is evident from (4.8) that the only intermediate states are those which are symmetric in the space, spin and isotopic-spin degree of freedom of the quarks taken together.

The factor (4.5) will of course modify the meson-baryon amplitudes which have been factored out of the general amplitude. We discussed this point in Ref. 7 and, although we confined our attention in that paper to non-planar diagrams, the same reasoning applies to planar diagrams. The st and tu terms are unaffected by the modification, and they will be given by an ordinary beta function. The su term, on the other hand, is given by the formula:

$$\int_0^1 dx x^{-\alpha(s)-1} (1-x)^{-\alpha(u)-1} \left\{ 1-x(1-x) \right\}^{\frac{1}{2}(s+t - M^2 - \mu^2)} . \quad (4.9)$$

Let us verify that the $l=0$ and $l=1$ states consist of a pure $\underline{56}$ and a pure $\underline{70}$ respectively, as implied by the symmetry of the quark states. The st and su terms will again involve the $\underline{56}$ and $\underline{70}$ in the proportions given by (3.1a) and (3.1b). In the present model there are twice as many su diagrams as st diagrams, so that the sum of the diagrams will give a pure $\underline{56}$. For the $l=1$ resonance it is not

difficult to show that the last factor of (4.9) reduces the residue in the s_u term by a factor $\frac{1}{2}$. The multiplet constitution is therefore obtained simply by subtracting (3.1b) from (3.1a), and the resonance is a pure $\underline{70}$.

We conclude with the remark that the duality diagrams which we have drawn in Figs. 7 and 8 are the simplest possible non-planar diagrams. In general, we could construct non-planar diagrams with any number of crossed lines, and it is necessary that all diagrams be present in a consistent bootstrap scheme. In Ref. 7 we confined our attention to diagrams with only one pair of crossed lines, but it would be surprising if the methods could not be extended to the general case. We must assume that such an extension is possible if we are to complete our scheme in the narrow-resonance approximation.

V. SU(3) SYMMETRY BREAKING

In the SU(3)-symmetric model which we have examined thus far, the mass of the lowest resonance on the leading trajectory depends only on the total quark number. An obvious method of introducing SU(3) symmetry breaking is to make the mass depend on the number of strange and non-strange quarks separately. The octet character of the mass formula then arises naturally out of the theory. One does not obtain a sufficiently general mass formula by this method, as the formula for the mass splitting of the nucleon octet contains only one term, the Σ and Λ having the same mass. It may be necessary to introduce another type of SU(3) symmetry breaking or, alternatively, the term responsible for the $\Sigma\Lambda$ mass difference may appear as a higher-order effect in the width of the resonances.

Let us assume that the intercept depends quadratically on the total quark number; we have shown in Sec. 2 that this is the simplest possible assumption if we are to avoid stable particles of high charge and strangeness. From Eq. (2.4), we find that the mass of the lowest resonance on the leading trajectory is given by the formula

$$\mu^2 = (\alpha_n v_n + \alpha_s v_s)^2 + \beta_n v_n + \beta_s v_s + \gamma, \quad (5.1)$$

where v_s and v_n are the number of strange and non-strange quarks. We may rewrite (5.1) in the form

$$\mu^2 = \left\{ \alpha_n v + (\alpha_s - \alpha_n) v_s \right\}^2 + \beta_n v + (\beta_s - \beta_n) v_s + \gamma, \quad (5.2)$$

where v is the total quark number. Hence

$$\mu^2 = A v_s^2 + \beta v_s + C \quad (5.3a)$$

where

$$A = (\alpha_s - \alpha_n)^2 \quad (5.3b)$$

$$B = 2 \alpha_n v (\alpha_s - \alpha_n) + \beta_s - \beta_n \quad (5.3c)$$

$$C = \alpha_n^2 v^2 + \beta_n v + \gamma \quad (5.3d)$$

We notice that the constant A is independent of the multiplet, while β is a function of the total quark number. If the symmetry-breaking parameters are small, A will be a small quantity of second order.

Equation (5.3a) provides us with a mass-splitting formula.

We may compare it directly with experiment for the spin $\frac{3}{2}$ decuplet and for the vector meson nonet, where each particle contains a definite number of strange quarks. We shall not compare the formula with experiment for the nucleon octet, as the $\Sigma\Lambda$ term is absent. The mass splitting of the pseudo-scalar octet cannot be treated rigorously until we have a model where the Ξ is not degenerate with the η' . In such a model the η would not contain a definite number of strange quarks. We shall make the assumption, justified by the success of the Gell-Mann-Okubo mass formula, that one can simply put v_s for the η equal to its average value of $\frac{4}{3}$.

We then find that the masses of the three multiplets are reasonably well represented by the following formulas:

$$\begin{array}{ll}
 \text{Spin - } \frac{3}{2} \text{ decuplet :} & \mu^2 = 0.02 v_s^2 + 0.17 v_s + 1.56 \\
 \text{Vector-meson nonet :} & \mu^2 = 0.02 v_s^2 + 0.18 v_s + 0.59 \\
 \text{Pseudo-scalar octet:} & \mu^2 = 0.02 v_s^2 + 0.20 v_s + 0.02 .
 \end{array}$$

The formula for the psuedo-scalar octet is the least accurate, since it would give a mass of 575 MeV for the η , as opposed to the experimental mass of 550 MeV. However, our present formula is not appreciably worse than the ordinary Gell-Mann-Okubo formula.

If the constant A in (5.3a) were zero, we would obtain a Gell-Mann-Okubo formula in the squares of the masses, without the Σ - Λ term. If $A = B^2/4C$, we obtain a Gell-Mann-Okubo formula in the masses. By leaving A arbitrary we have one more parameter than the ordinary Gell-Mann-Okubo formula, but we can fit the three multiplets under consideration with a mass-splitting formula of the same type. The term Av_s^2 is of second order in the symmetry breaking, and in any case is represents a fairly small effect, but the fit with such a term is definitely better than that with a simple Gell-Mann-Okubo formula in the squares of the masses.

Another point worth mentioning is that our formula is not a perturbation formula in the symmetry breaking, at any rate for the spin - $\frac{3}{2}$ decuplet and the vector meson nonet. We nowhere assume that the $SU(3)$ symmetry breaking terms are small.

VI. CONCLUDING REMARKS

At first sight our model appears to differ from the usual quark models by the presence of exotic mesons of arbitrarily high total quark number. The distinction between ordinary and exotic resonances is that the latter have a higher Q -value for decay across a given centrifugal barrier. It is to be expected of any reasonable model that poles should occur in all channels of the S -matrix. The channels would differ from one another according to the distance of the poles from the real axis. Our present model may be favored from the point of view of nucleon democracy, since it admits of no difference in principle between two and three-quark channels on the one hand, and multi-quark channels on the other.

Since the total quark number in our model can assume any positive integral value, it may be of interest to attempt to Reggeize the quark number in the manner proposed by Delbourgo and Salam.⁴ We shall not investigate this point in the present paper, however.

We have left open the question of choosing between the planar-diagram model and the symmetric quark model. The two models do not differ drastically from one another in their experimental predictions and, as neither is meant to be an exact representation of nature, it may be difficult to make such a choice. The difference between the coupling constants provides one obvious possible method of distinguishing between the models. Using the fact that vector-meson universality is fairly well satisfied in nature, we might decide in favor of the symmetric quark model. We should bear in mind the

limitations in accuracy of our model, however and, in particular, the model predicts a value for the ratio $g_{\pi\rho\omega} / g_{\pi\pi\rho}$ which is somewhat smaller than the experimental value. If one compares the meson-baryon coupling constants with the constant $g_{\pi\rho\omega}$ instead of with $g_{\pi\pi\rho}$, one obtains roughly equally good results with the two models. The "experimental" determination of the coupling constant $g_{\pi\rho\omega}$ is of course subject to some uncertainty,

If the higher resonances on the leading baryon trajectory turn out to be complex, we would have strong evidence in favor of the symmetric quark model. It would be difficult to draw any conclusion from a failure to resolve the resonances. The degenerate trajectories may be so close together that the spacing between the resonances is small compared to their width, in which case they would appear experimentally as a single resonance. On the other hand, the degeneracy may be broken to a considerable extent, so that the relationship between the degenerate resonances is not evident. The resonances which are increased in mass by the breaking of the degeneracy may not appear experimentally as narrow resonances.

It is quite possible that the two models are equally good representation of nature in the narrow-resonance approximation, and that the differences between them are of the order of magnitude of the effects due to finite widths of the resonances. Each model possesses trajectories which do not appear in the other, and the symmetric quark model has a greater degree of degeneracy. The extra trajectories, and the breaking of the degeneracy, could appear as higher-order effects.

It may even be that the two models are different starting-points which eventually lead to the same dynamical scheme. We cannot discuss such questions until we are able to improve on the narrow-resonance approximation, however.

ACKNOWLEDGMENTS

I should like to acknowledge helpful discussions with K. Bardakci, G. F. Chew, M. B. Halpern and J. Shapiro.

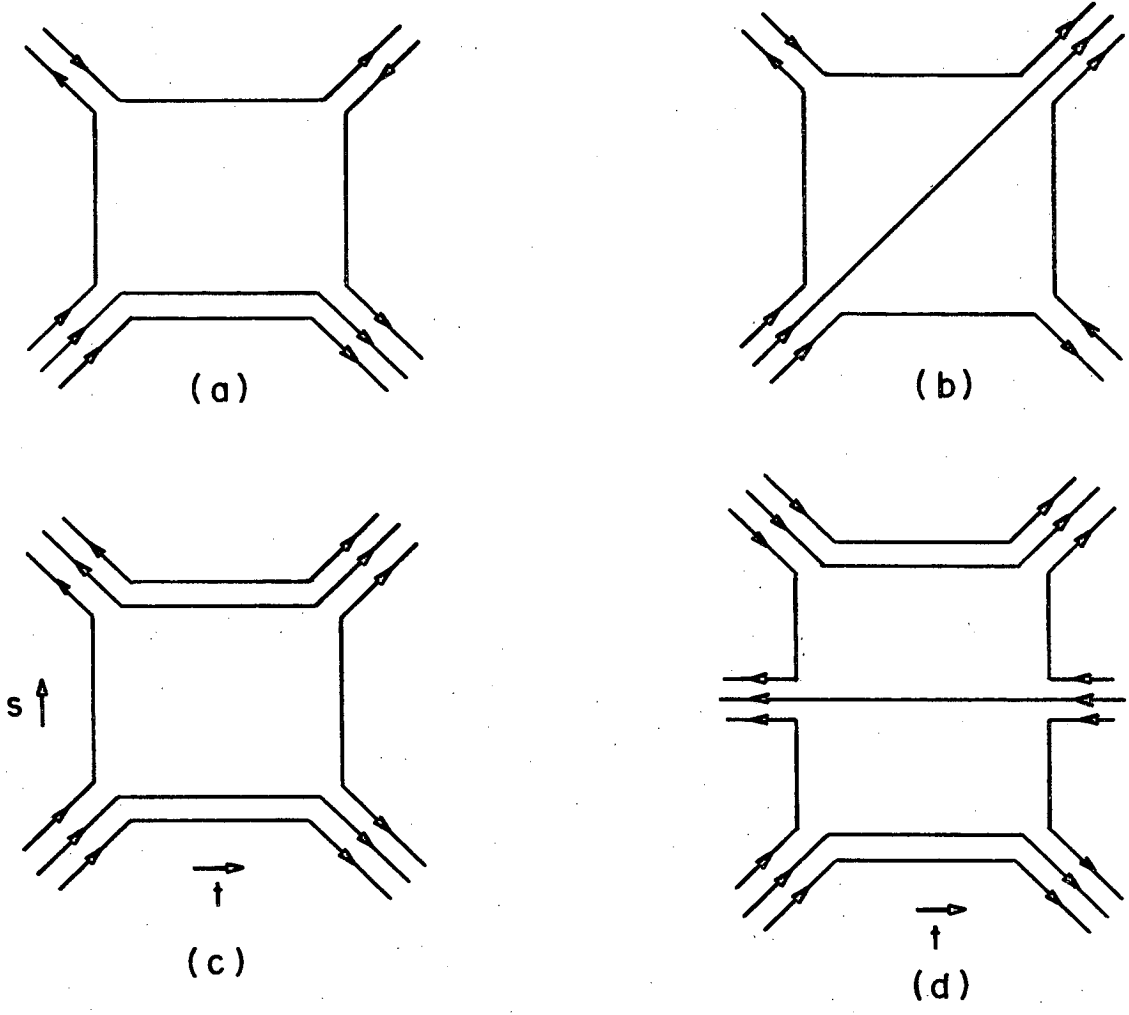
REFERENCES AND FOOTNOTES

- * This work was supported by the U. S. Atomic Energy Commission.
1. S. Mandelstam, Phys. Rev., to be published. Hereafter referred to as I.
 2. K. Bardakci and M. B. Halpern, (to be published).
 3. J. Rosner, Phys. Rev. Letters. 21, 950 (1968).
 4. R. Delbourgo and A. Salam, Phys. Rev. 172, 1727 (1968)
 5. K. Bardakci and S. Mandelstam, Phys. Rev., (to be published).
 6. S. Fubini and G. Veneziano, (to be published).
 7. S. Mandelstam, (to be published).
 8. J. Mandula, C. Rebbi, R. C. Slansky, J. Weyers and G. Zweig, Phys. Rev. Letters 22, 1147 (1969).
 9. The degeneracy of the resonances on the leading trajectory of the non-relativistic harmonic-oscillator quark model has been discussed by P.G.O. Freund and R. Waltz, (to be published).
 10. K. Bardakci and H. Ruegg, Phys. Letters, 28B, 342 (1968); M. A. Virasoro, Phys. Rev. Letters 22, 37 (1969); H. M. Chan and S. T. Tsou, Phys. Letters 28B, 485 (1969); C. J. Goebel and B. Sakita, Phys. Rev. Letters 22, 257 (1969); K. Bardakci and H. Ruegg, Phys. Rev. 181, 1884 (1969).
 11. R. H. Capps, Phys. Rev. 168, 1731 (1968).
 12. H. Harari, Phys. Rev. Letters 22, 562 (1969).
 13. J. Rosner, Phys. Rev. Letters 22, 689 (1969).
 14. T. Matsuoka, K. Minomiya and S. Sawada, (to be published).

15. D. Neville, Phys. Rev. Letters 22, 494 (1969).
16. One could also write down a more general formula in which the first term was an arbitrary quadratic function of the variables $v_{r,ik}$. The degeneracy of the spectrum would be greater than that corresponding to (2.9).
17. For simplicity we shall express our results in the framework of SU(6). If we adopt the interpretation given in I, the narrow resonances do form representations of SU(6), through the trajectories form representations of SU(6, 6) or SU(12).

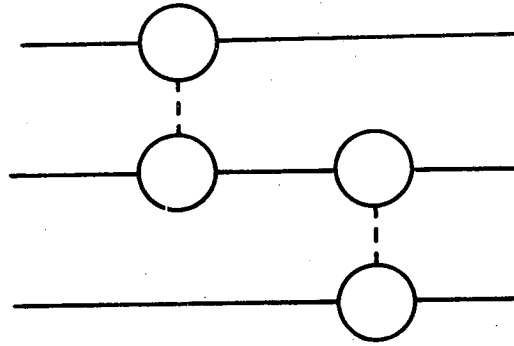
FIGURE CAPTIONS

- Fig. 1. Duality diagrams for various processes.
- Fig. 2. A sequence of reactions contained in Fig. 1(d).
- Fig. 3. A general n -point duality diagram.
- Fig. 4. Various channels $i k$ in Fig. 3.
- Fig. 5. Vertex functions in the planar-diagram model.
- Fig. 6. Quarks in an exotic resonance.
- Fig. 7. Non-planar duality diagrams.
- Fig. 8. Non-planar Veneziano amplitudes.
- Fig. 9. Non-planar and planar multi-particle Veneziano amplitudes.



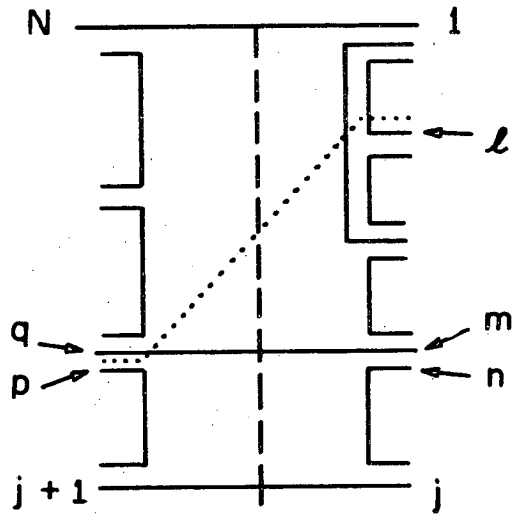
XBL699-3676

Fig. 1



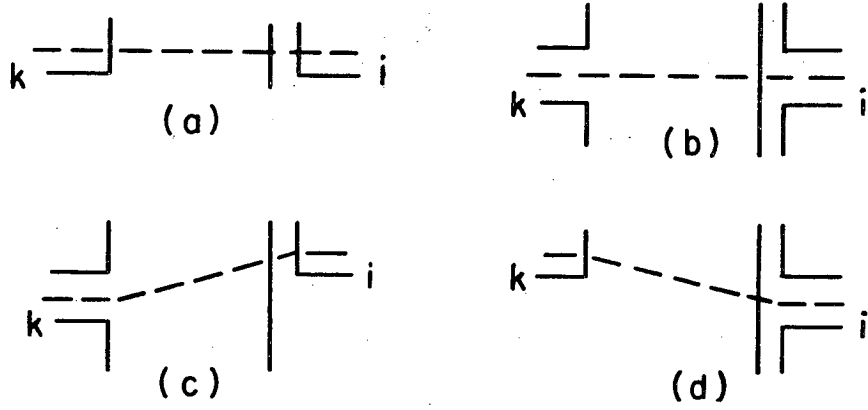
XBL699-3673

Fig. 2



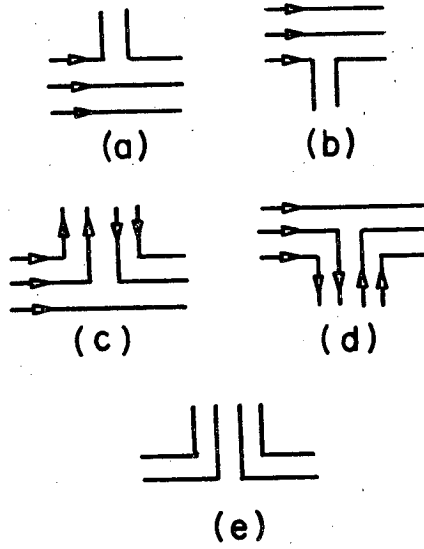
XBL699-3670

Fig. 3



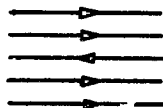
XBL699-3669

Fig. 4



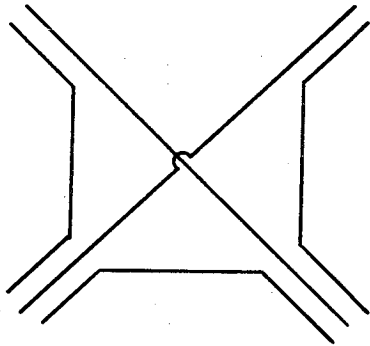
XBL 699-3677

Fig. 5

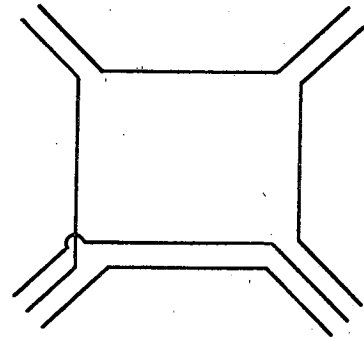


XBL699-3672

Fig. 6



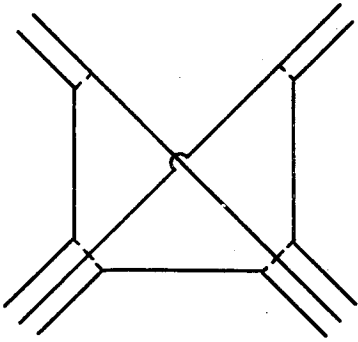
(a)



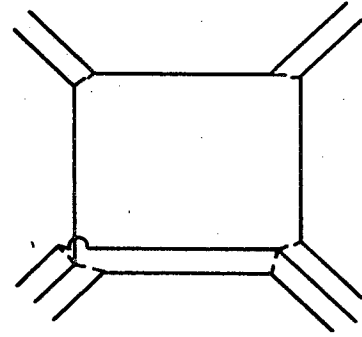
(b)

XBL699-3674

Fig. 7



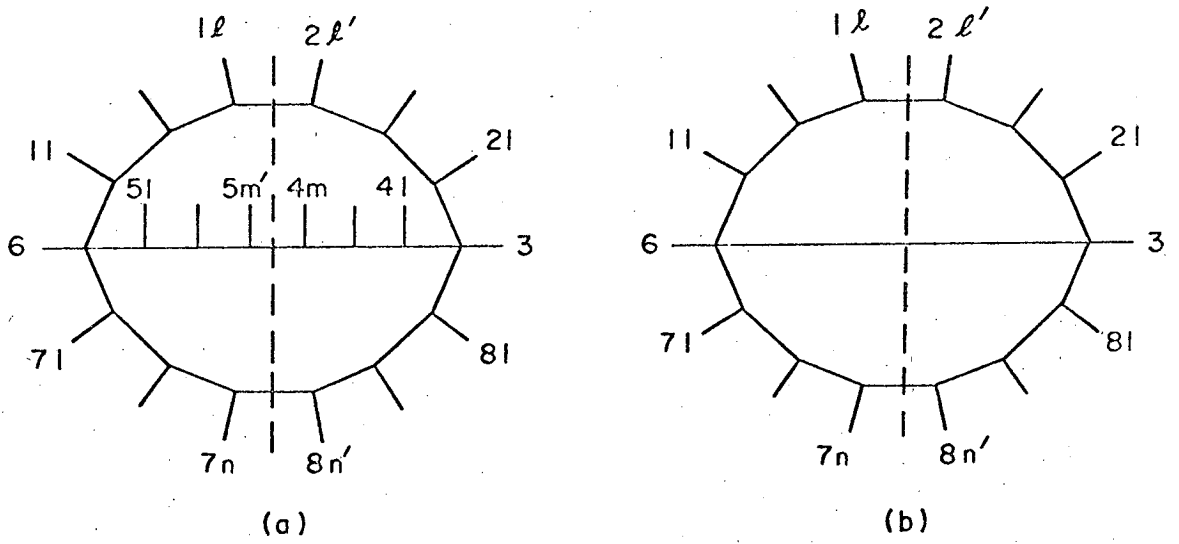
(a)



(b)

XBL699-3671

Fig. 8



XBL699-3675

Fig. 9

LEGAL NOTICE

This report was prepared as an account of Government sponsored work. Neither the United States, nor the Commission, nor any person acting on behalf of the Commission:

- A. Makes any warranty or representation, expressed or implied, with respect to the accuracy, completeness, or usefulness of the information contained in this report, or that the use of any information, apparatus, method, or process disclosed in this report may not infringe privately owned rights; or*
- B. Assumes any liabilities with respect to the use of, or for damages resulting from the use of any information, apparatus, method, or process disclosed in this report.*

As used in the above, "person acting on behalf of the Commission" includes any employee or contractor of the Commission, or employee of such contractor, to the extent that such employee or contractor of the Commission, or employee of such contractor prepares, disseminates, or provides access to, any information pursuant to his employment or contract with the Commission, or his employment with such contractor.

TECHNICAL INFORMATION DEPARTMENT
LAWRENCE BERKELEY LABORATORY
UNIVERSITY OF CALIFORNIA
BERKELEY, CALIFORNIA 94720