

# Lawrence Berkeley National Laboratory

## Recent Work

### Title

A Massive Neutrino in Nuclear Beta Decay?

### Permalink

<https://escholarship.org/uc/item/7jv420tp>

### Authors

Norman, E.B.  
Chan, Y.-D.  
Cruz, M.T.F. da  
et al.

### Publication Date

1992-06-16



# Lawrence Berkeley Laboratory


UNIVERSITY OF CALIFORNIA

Presented at the Third International Symposium on Weak and Electromagnetic Interactions in Nuclei, Dubna, Russia, June 16-22, 1992, and to be published in the Proceedings

## A Massive Neutrino in Nuclear Beta Decay?

E.B. Norman, Y.-D. Chan, M.T.F. da Cruz, A. Garcia, M.M. Hindi, K.T. Lesko, R.-M. Larimer, R.G. Stokstad, B. Sur, F.E. Wietfeldt, and I. Zliven

September 1992



LOAN COPY  
Circulates  
for 4 weeks  
Bldg. 50 Library.

LBL-32913

Copy 2

#### DISCLAIMER

This document was prepared as an account of work sponsored by the United States Government. Neither the United States Government nor any agency thereof, nor The Regents of the University of California, nor any of their employees, makes any warranty, express or implied, or assumes any legal liability or responsibility for the accuracy, completeness, or usefulness of any information, apparatus, product, or process disclosed, or represents that its use would not infringe privately owned rights. Reference herein to any specific commercial product, process, or service by its trade name, trademark, manufacturer, or otherwise, does not necessarily constitute or imply its endorsement, recommendation, or favoring by the United States Government or any agency thereof, or The Regents of the University of California. The views and opinions of authors expressed herein do not necessarily state or reflect those of the United States Government or any agency thereof or The Regents of the University of California and shall not be used for advertising or product endorsement purposes.

Lawrence Berkeley Laboratory is an equal opportunity employer.

## **DISCLAIMER**

This document was prepared as an account of work sponsored by the United States Government. While this document is believed to contain correct information, neither the United States Government nor any agency thereof, nor the Regents of the University of California, nor any of their employees, makes any warranty, express or implied, or assumes any legal responsibility for the accuracy, completeness, or usefulness of any information, apparatus, product, or process disclosed, or represents that its use would not infringe privately owned rights. Reference herein to any specific commercial product, process, or service by its trade name, trademark, manufacturer, or otherwise, does not necessarily constitute or imply its endorsement, recommendation, or favoring by the United States Government or any agency thereof, or the Regents of the University of California. The views and opinions of authors expressed herein do not necessarily state or reflect those of the United States Government or any agency thereof or the Regents of the University of California.

LBL - 32913

## A MASSIVE NEUTRINO IN NUCLEAR BETA DECAY?

Eric B. Norman, Yuen-Dat Chan, M.T.F. da Cruz, Alejandro Garcia,  
M.M. Hindi, K.T. Lesko, Ruth-Mary Larimer, Robert G. Stokstad,  
Bhaskar Sur, Fred E. Wietfeldt, Igor Zlimer

Nuclear Science Division, Lawrence Berkeley Laboratory  
University of California, Berkeley, California 94720, USA

September, 1992

This work was supported by the Director, Office of Energy Research Division  
of Nuclear Physics of the Office of High Energy and Nuclear Physics of the  
U.S. Department of Energy under Contract DE-AC03-76SF00098

# A MASSIVE NEUTRINO IN NUCLEAR BETA DECAY ?

Eric B. Norman<sup>1</sup>, Yuen-Dat Chan<sup>1</sup>, M. T. F. da Cruz<sup>1,2</sup>, Alejandro Garcia<sup>1</sup>, M. M. Hindi<sup>1,3</sup>, K. T. Lesko<sup>1</sup>, Ruth-Mary Larimer<sup>1</sup>, Robert G. Stokstad<sup>1</sup>, Bhaskar Sur<sup>1\*</sup>, Fred E. Wietfeldt<sup>1,4</sup>, Igor Zliven<sup>1</sup>

(1) Nuclear Science Division, Lawrence Berkeley Laboratory, Berkeley, CA, U.S.A.

(2) Physics Institute, University of Sao Paulo, Sao Paulo, Brazil

(3) Physics Department, Tennessee Technological University, Cookeville, TN, U.S.A.

(4) Physics Department, University of California, Berkeley, CA, U.S.A.

## ABSTRACT

We have continued our studies of the  $\beta$ -spectrum of  $^{14}\text{C}$  using a germanium detector doped with  $^{14}\text{C}$ . There is a feature in the  $\beta$ -spectrum 17 keV below the endpoint which could be explained by the hypothesis that there is a heavy neutrino emitted in the  $\beta$ -decay of  $^{14}\text{C}$  with a mass of  $17\pm 1$  keV and an emission probability of  $1.26\pm 0.25\%$ . However, we also have performed a high statistics measurement of the inner bremsstrahlung spectrum of  $^{55}\text{Fe}$  and find no indication of the emission of a 17-keV neutrino. We conclude that the origin of the "kink" that has been observed in some recent beta spectral measurements is not a neutrino.

## BETA SPECTRUM OF $^{14}\text{C}$

Over the past two and a half years, we have studied the beta spectrum of  $^{14}\text{C}$  to search for evidence of heavy neutrino emission.<sup>1,2</sup> In this experiment, we have used a detector containing a 1.28-cm thick planar germanium crystal doped with  $^{14}\text{C}$ .<sup>3</sup> The collection electrode is divided by a 1-mm wide circular groove into a "center region" 3.2 cm in diameter and an outer "guard ring". By operating the guard ring in anti-coincidence with the center region, we reject events occurring near the boundary which are not fully contained within the center region. The  $^{14}\text{C}$   $\beta$  decay counting rate from the center region of the crystal is  $20\text{ s}^{-1}$ . The experiment was conducted at Lawrence Berkeley Laboratory's Low Background Counting Facility. Signals from the center region and the guard ring portions of the  $^{14}\text{C}$  crystal were processed through separate amplifiers. Data were acquired and recorded using a PC-based acquisition system. Three separate spectra were accumulated: (1) center region, (2) center region in anti-

coincidence with the guard ring, and (3) guard ring. The guard ring veto signal used to generate spectrum (2) required that an event deposit more than 20 keV but less than 183 keV in the guard ring portion of the crystal. Data were collected in 4096 channels of 0.144 keV width. The  $^{14}\text{C}$  crystal was counted for a total of 334 days. The background was measured by removing the  $^{14}\text{C}$  crystal from the cryostat and replacing it with a similarly shaped  $^{14}\text{C}$ -free planar guard-ring germanium crystal. 111 days of background data were accumulated with this crystal.

The experimental data were compared to the theoretically expected spectrum using a least-squares fitting procedure that we have described previously.<sup>1,2</sup> This analysis was performed on data in the energy range 100-160 keV. To illustrate the degree to which the calculated spectra agree with the data, we have divided the data by the results of the best fit obtained under the assumption of only massless neutrinos. This is illustrated in Fig. 1. For display purposes, the data were compressed into 1-keV wide bins. The horizontal line is the expectation for massless neutrinos. The curve shown is what is obtained by taking a spectrum containing a 1.3% admixture of a 17 keV neutrino (i.e., the best fit to the experimental data) and dividing it by the best fit obtained for  $m_\nu = 0$ . The difference in  $X^2$  between these two curves is approximately 23 units, thus indicating that we have nearly a  $5\text{-}\sigma$  effect.

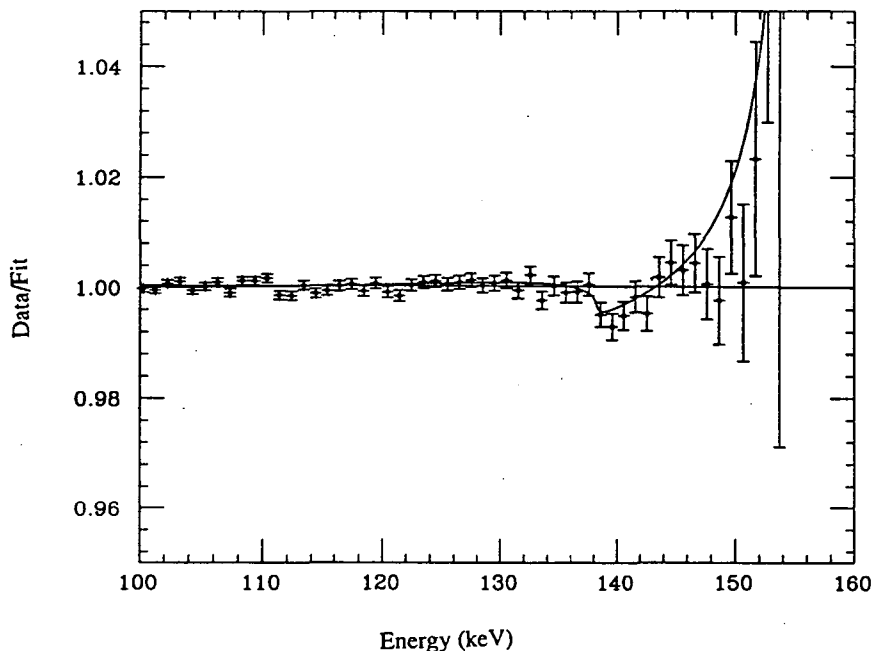


Fig. 1. The ratio of the  $^{14}\text{C}$  data to a theoretical fit performed over the region 100-160 keV assuming  $m_\nu = 0$ . The horizontal line is the shape expected for zero-mass neutrinos. The curve illustrates the shape expected if a 17-keV neutrino were emitted in 1.3% of the  $^{14}\text{C}$  beta decays.

In another type of analysis, we fit the region from 141 to 156 keV (i.e., the last 15 keV of the  $^{14}\text{C}$   $\beta$  spectrum). The results of this fit were extrapolated to lower energies and then divided into the experimental data. The results of this analysis are shown in Fig. 2. The horizontal line is the expectation for massless neutrinos. The curve, which shows the expectation for a 1.3% admixture of a 17-keV neutrino, agrees quite well with the data. It should be pointed out, however, that with this normalization, the error bars exaggerate the apparent significance of the result.

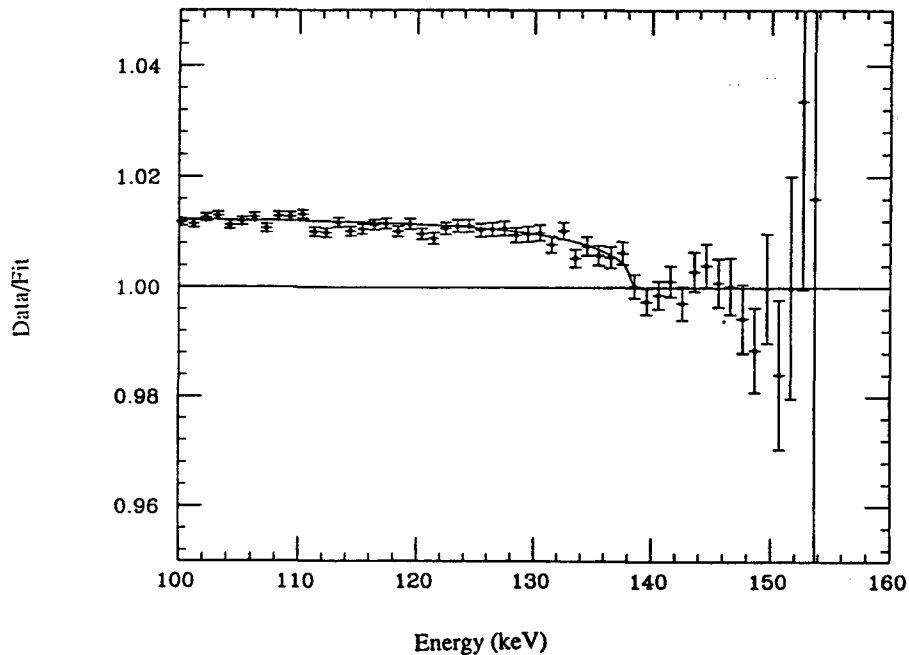


Fig. 2. The ratio of the  $^{14}\text{C}$  data to the extrapolation of a theoretical fit performed over the region 141-156 keV assuming  $m_\nu = 0$ . The horizontal line is the shape expected for zero-mass neutrinos. The curve illustrates the shape expected if a 17-keV neutrino were emitted in 1.3% of the  $^{14}\text{C}$  beta decays.

We have performed a number of tests to determine if some aspect of the detector response or the electronics could account for the "kink." Using external  $\gamma$ -ray sources, we searched for an anomaly 17 keV below the photopeak and found no such feature.<sup>4</sup> We did observe the Ge x-ray escape peak which occurs 10 keV below the photopeak. For a 166-keV  $\gamma$  ray, this peak is 0.1% as large as the photopeak and therefore cannot account for our result. We have also used a ramped pulse generator to test our ADC for non-linearities and found no evidence for a variation that could cause the effect observed in our data.



## INNER BREMSSTRAHLUNG SPECTRUM OF $^{55}\text{Fe}$

The electron-capture decay of  $^{55}\text{Fe}$  is an allowed ground-state to ground-state transition with a  $Q_{\text{EC}}$  value of 231.7 keV and the probability of radiative electron capture, or inner bremsstrahlung (IB), is  $3.25 \times 10^{-5}$  (Ref. 5). In our search for small distortions in the spectrum of inner-bremsstrahlung, we used a source of  $^{55}\text{Fe}$  purchased from New England Nuclear Co. Because  $\gamma$ -ray counting showed impurities of  $^{60}\text{Co}$ ,  $^{54}\text{Mn}$ ,  $^{123}\text{Te}$ ,  $^{127}\text{Te}$ , and  $^{59}\text{Fe}$ , we chemically purified the iron using ion-exchange techniques. The strength of the purified iron source was about 25 mCi. We made a separate  $^{59}\text{Fe}$  source by irradiating a metallic iron foil with thermal neutrons. This source was used for subtracting the contribution  $^{59}\text{Fe}$  to the  $\gamma$ -ray spectrum of the purified  $^{55}\text{Fe}$  source. The  $^{55}\text{Fe}$  source was placed inside a 1-mm thick plastic container and attached to the beryllium window of a 109-cm<sup>3</sup> HPGe detector. An additional absorber, made of copper and aluminum foils and placed between the source and the detector, reduced the intensity of Mn x-rays (from the EC decay of  $^{55}\text{Fe}$ ) in the spectrum.

As shown in Fig. 3, this entire assembly was then placed inside a NaI anti-coincidence shield consisting of a 30-cm by 30-cm annular detector and a 7.5-cm by 15-cm plug detector. These NaI detectors vetoed both Compton-scattered IB photons as well as external background radiation. The  $^{55}\text{Fe}$  IB counting rate in the germanium detector was approximately 8000 s<sup>-1</sup>. Pileup-suppression was done using an Ortec 572 amplifier. A total of approximately 128 days of  $^{55}\text{Fe}$  data taking were recorded in 2-3 day intervals on a PC based acquisition system. The energy scale was internally calibrated using Pb x-rays and the  $\gamma$  rays from the  $^{59}\text{Fe}$  impurity contained in the source, and subsequently it was verified with external calibration sources. Background and  $^{59}\text{Fe}$  spectra were accumulated and stored between measurements of the  $^{55}\text{Fe}$  source. After summing all the  $^{55}\text{Fe}$  spectra and subtracting the  $^{59}\text{Fe}$  and background contributions, we have approximately  $9.5 \times 10^6$  counts per keV at an energy of 208 keV (i.e. the expected position of the "kink").

In all previous searches for heavy neutrino emission in beta or inner bremsstrahlung spectra (including our own  $^{14}\text{C}$  experiment described above), in order to have the statistical sensitivity to see a 1% distortion, it was necessary to fit a fairly wide energy interval. In the present  $^{55}\text{Fe}$  experiment, we have sufficiently high statistics that a true "local" analysis could be performed. It is well known that taking the second derivative of a spectrum can sometimes reveal small peaks that might otherwise be missed.<sup>6</sup> We have found that the second derivative technique is also a

powerful way to reveal the distortion in a spectrum produced by the emission of a massive neutrino.

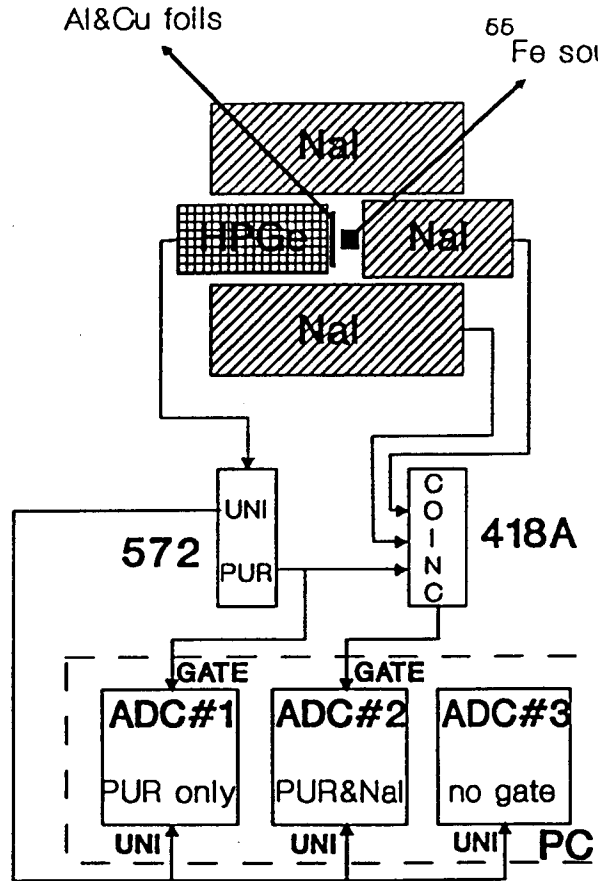


Fig.3. Schematic view of the system used in the  $^{55}\text{Fe}$  IB experiment.

Fig. 4 illustrates the results of numerically taking the second derivative of  $^{55}\text{Fe}$  IB spectra that contain  $9.5 \times 10^6$  counts per keV at an energy of 208 keV. Part (a) shows the second derivative of Monte Carlo data generated with a 1% admixture of a 17-keV neutrino. The feature observed around 208 keV is the signature of the 17-keV neutrino. Part (b) shows the results for Monte Carlo data generated with no heavy neutrino. As can be seen, for data of this type there is no structure near 208 keV. Part (c) shows the result of taking the second derivative of our experimental data. The winged-shape pattern around 192 keV is caused by an  $^{59}\text{Fe}$  contaminant  $\gamma$  ray at this energy that was not completely subtracted. There is clearly no hint of a structure near 208 keV. Thus our  $^{55}\text{Fe}$  experiment shows no evidence for the emission of a 17 keV neutrino. Further analyses are now in progress that will allow us to put stringent upper limits on the mixing fractions for neutrinos in the mass range of 10-25 keV.

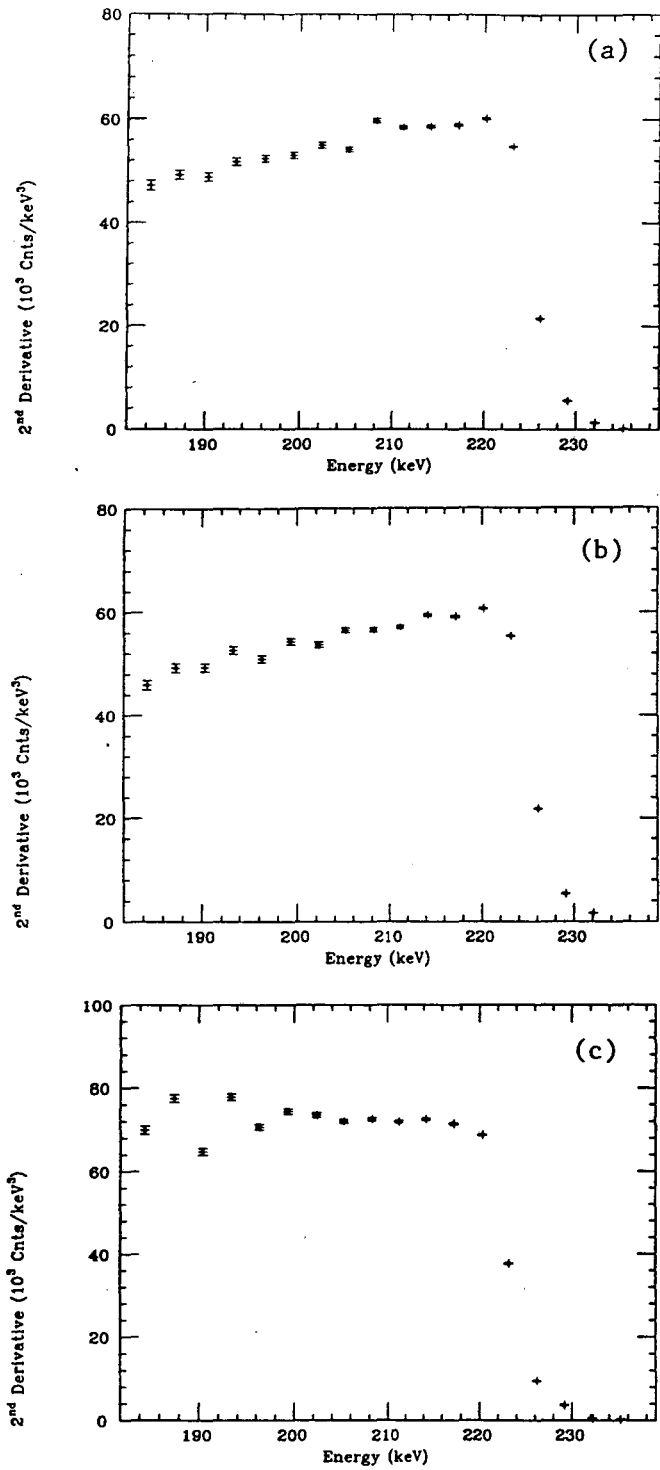


Fig. 4. The second derivative of inner bremsstrahlung spectra of  $^{55}\text{Fe}$ .  
 (a) Monte Carlo data generated with a 1% admixture of a 17-keV neutrino,  
 (b) Monte Carlo data generated with  $m_\nu = 0$ , and (c) experimental data.

## CONCLUSIONS

We have observed a distortion in the beta spectrum of  $^{14}\text{C}$  that looks very much like that which would be produced if a neutrino with a mass of 17 keV were emitted in approximately 1% of all  $^{14}\text{C}$  beta decays. However, our much higher statistics  $^{55}\text{Fe}$  inner bremsstrahlung spectrum shows no evidence for the emission of a heavy neutrino. Recent magnetic spectrometer experiments on  $^{35}\text{S}$  (Ref. 7) and  $^{63}\text{Ni}$  (Ref. 8) and a  $^{35}\text{S}$  search that used a solid-state silicon detector (Ref. 9) have also failed to see any evidence of heavy neutrino emission. We thus conclude that, whatever causes the "kink" in our  $^{14}\text{C}$  spectrum, it is not a neutrino.

## ACKNOWLEDGEMENTS

We wish to thank C. P. Cork, F. S. Goulding, E. E. Haller, W. L. Hansen, T. R. Ho, D. A. Landis, P. N. Luke, A. R. Smith, K. L. Wedding, and J. T. Witort for their assistance in various aspects of this work. This work was supported by the U. S. Department of Energy under Contract No. DE-AC03-76SF00098. M. T. F. da Cruz is supported in part by Fundacao de Amparo a Pesquisa do Estado de Sao Paulo, FAPESP, Sao Paulo, Brazil. M. M. Hindi is also supported in part by the U. S. Department of Energy under Contract No. DE-FG05-87ER40314.

## REFERENCES

\* Present address: Physics Department, Queen's University, Kingston, ON, Canada

1. B. Sur *et al.*, Phys. Rev. Lett. **66**, 2444 (1991)
2. B. Sur *et al.*, AIP Conf. Proc. No. **243**, edited by W. T. H. Van Oers (Am. Inst. Phys., New York, 1992) p. 1089
3. E. E. Haller *et al.*, IEEE Trans. Nucl. Sci. Vol. NS-29, No. **1**, 745 (1982)
4. B. Sur *et al.*, Phys. Rev. Lett. **68**, 1435 (1992)
5. E. Browne and R. B. Firestone, Table of Radioactive Isotopes (John Wiley & Sons, New York, 1986)
6. M. A. Mariscotti, Nucl. Instr. and Meth. **50**, 309 (1967)
7. F. Boehm *et al.*, Caltech preprint (1992)
8. H. Kawakami *et al.*, KEK preprint 92-14
9. S. Freedman *et al.*, private communication

LAWRENCE BERKELEY LABORATORY  
UNIVERSITY OF CALIFORNIA  
TECHNICAL INFORMATION DEPARTMENT  
BERKELEY, CALIFORNIA 94720