

UCLA

Census Snapshots

Title

Mississippi Census Snapshot: 2010

Permalink

<https://escholarship.org/uc/item/7f2231j6>

Authors

Gates, Gary J.

Cooke, Abigail M.

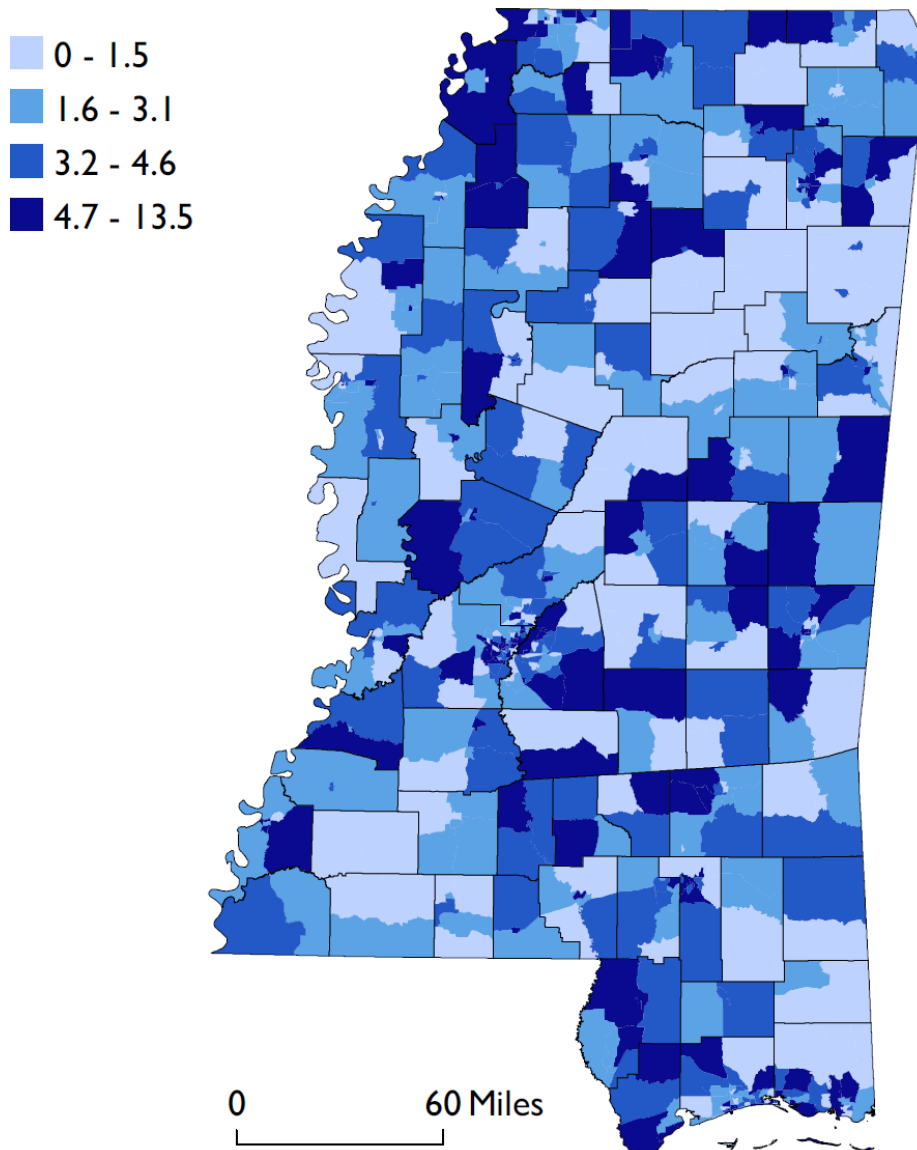
Publication Date

2011-09-01

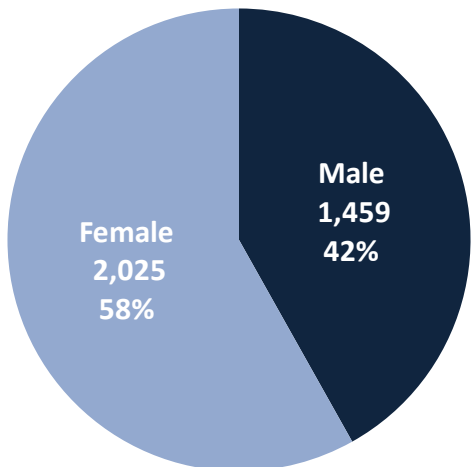


Same-sex couples	3,484	Same-sex couples per 1,000 households	3.1
Husband/wife	1,050	Same-sex "husband/wife" couples per 1,000 "husband/wife" couples	2.1
Unmarried partner	2,434	Same-sex "unmarried partner" couples per 1,000 "unmarried partner" couples	41.0

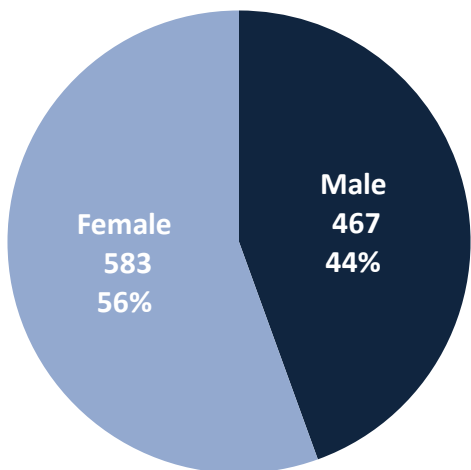
**Same-sex couples per 1,000 households
by Census tract (adjusted)**



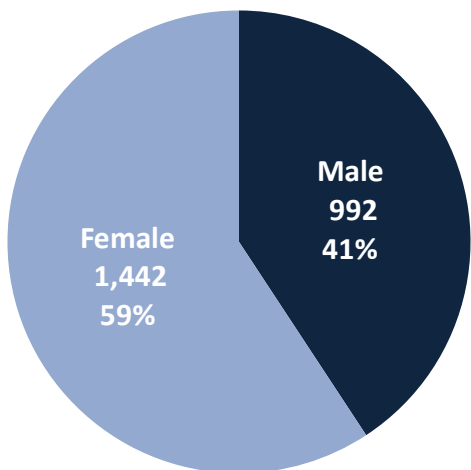
All Same-sex Couples



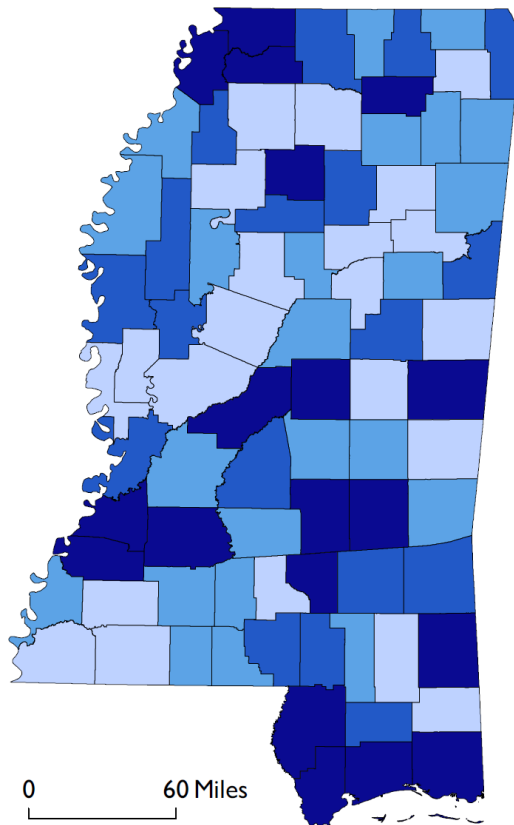
Same-sex couples who identify as spouses



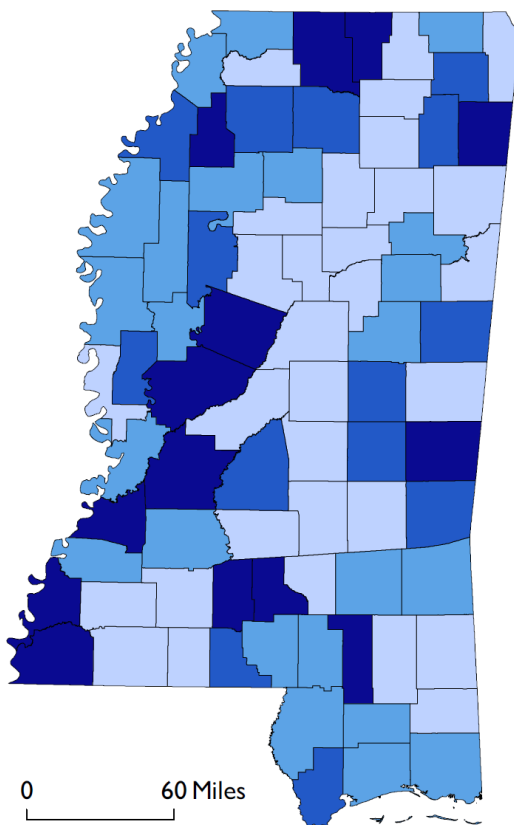

Same-sex couples who identify as unmarried partners



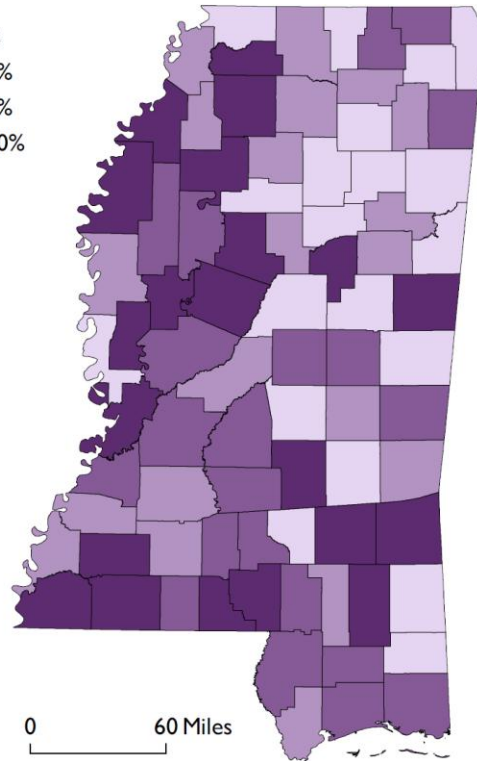
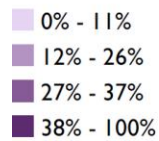
Same-sex female couples per 1,000 households by county (adjusted)



Same-sex male couples per 1,000 households by county (adjusted)

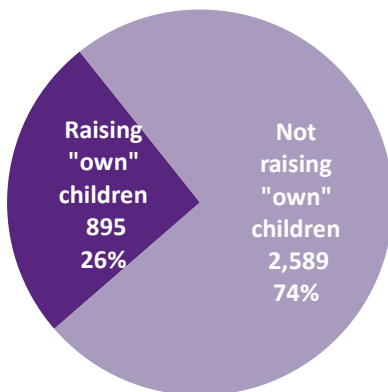


Percent of same-sex couples raising “own” children* by county (adjusted)

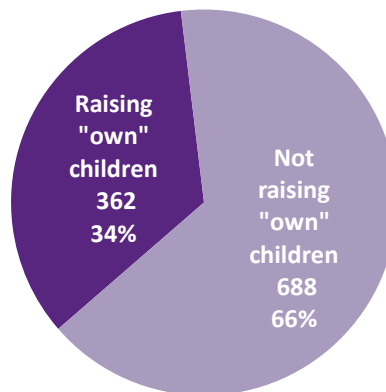


*“Own” children are never-married children under 18 who are sons or daughters of one partner or spouse (Person 1) by birth, marriage (stepchild), or adoption.

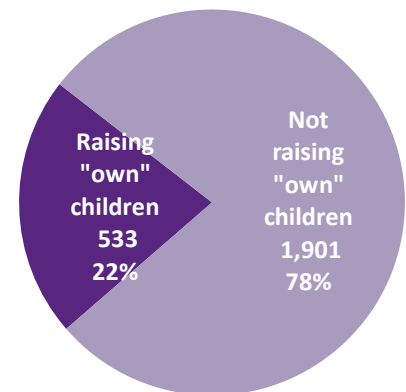
All Same-sex Couples



Same-sex couples who identify as spouses



Same-sex couples who identify as unmarried partners



Data and methodology

Data are compiled using the US Census Bureau’s state-level preferred estimates for same-sex couples found [here](#). Same-sex couples are identified in households where Person 1 describes his or her relationship with another adult of the same sex as either a “husband/wife” or “unmarried partner”. The Census Bureau preferred estimates adjust original Census tabulations reported in the Census 2010 SF-1, PCT15 to account for the likelihood that a small portion of different-sex couples miscode the sex of a spouse or partner and are incorrectly counted as a same-sex couple.

Adjusted data

The Census Bureau only released preferred estimates for states. County, city, and tract data used in this report are adjusted by the authors and do not represent official Census Bureau tabulations. Like the Census Bureau preferred estimates, the adjustment procedure accounts for the likelihood that a small portion of different-sex couples miscode the sex of a spouse or partner and are incorrectly counted as a same-sex couple.

Undercount

The adjusted figures do not take into account the possibility that some same-sex couples may not be counted in Census tabulations due to concerns about confidentiality or because neither partner was Person 1 in the household.

Go [here](#) for a complete description of the adjustment procedure.

Counties with 50+ same-sex couples ranked by same-sex couples per 1,000 households

State rank	US rank among 1,142 counties with 50+ same-sex couples	County	Same-sex couples (adjusted)	Same-sex couples per 1,000 households (adjusted)	Same-sex male couples (adjusted)	Same-sex female couples (adjusted)	% Raising "own" children among same-sex couples (adjusted)
1	388	Marshall	64	4.80	36	28	14%
2	429	Hancock	80	4.63	30	50	13%
3	440	Hinds	417	4.57	254	163	32%
4	545	Adams	53	4.18	32	21	22%
5	551	Forrest	119	4.15	71	48	24%
6	648	Lee	124	3.87	69	55	24%
7	719	Pearl River	76	3.66	23	53	29%
8	722	Rankin	193	3.66	81	113	27%
9	734	Lauderdale	113	3.63	71	42	34%
10	814	Harrison	246	3.45	78	168	27%
11	865	Jones	83	3.30	29	54	37%
12	921	Lamar	68	3.14	26	42	27%
13	932	Jackson	162	3.11	18	145	29%
14	933	Warren	59	3.11	24	35	43%
15	984	Washington	56	2.95	21	35	22%
16	997	DeSoto	166	2.88	23	143	10%
17	1001	Madison	103	2.86	0	103	19%

Counties with <50 same-sex couples

	Alcorn	38	2.54	17	21	26%
	Amite	6	1.15	0	6	95%
	Attala	10	1.37	0	10	0%
	Benton	15	4.55	11	5	0%
	Bolivar	34	2.68	12	22	42%
	Calhoun	12	2.00	0	12	0%
	Carroll	4	0.99	0	4	44%
	Chickasaw	0	0.00	0	0	0%
	Choctaw	3	0.79	0	3	72%
	Claiborne	19	5.63	10	10	28%
	Clarke	24	3.51	13	11	17%
	Clay	18	2.26	8	11	13%
	Coahoma	26	2.80	14	13	54%
	Copiah	34	3.14	5	28	11%
	Covington	23	3.12	0	23	5%
	Franklin	0	0.08	0	0	100%
	George	1	0.07	0	1	0%
	Greene	10	2.38	0	10	1%
	Grenada	20	2.28	0	20	3%
	Holmes	20	2.94	16	5	58%
	Humphreys	10	2.86	3	7	51%
	Issaquena	0	0.80	0	0	0%
	Itawamba	35	3.97	22	13	34%
	Jasper	19	2.77	0	19	5%
	Jefferson Davis	21	4.17	15	6	28%

	Jefferson	10	3.26	2	7	16%
	Kemper	14	3.55	0	14	0%
	Lafayette	48	2.63	31	17	17%
	Lawrence	22	4.30	14	8	33%
	Leake	27	3.21	0	27	31%
	Leflore	41	3.56	22	19	29%
	Lincoln	24	1.79	0	24	22%
	Lowndes	50	2.11	0	50	9%
	Marion	30	3.01	11	19	59%
	Monroe	20	1.41	0	20	4%
	Montgomery	7	1.47	0	7	24%
	Neshoba	34	3.18	23	11	31%
	Newton	25	3.04	11	14	19%
	Noxubee	14	3.32	9	5	51%
	Oktibbeha	45	2.39	13	32	17%
	Panola	39	3.03	22	17	51%
	Perry	4	0.89	0	4	40%
	Pike	27	1.72	0	27	35%
	Pontotoc	20	1.78	0	20	9%
	Prentiss	26	2.62	18	8	9%
	Quitman	18	5.77	11	6	21%
	Scott	17	1.67	0	17	0%
	Sharkey	5	2.84	4	1	52%
	Simpson	17	1.69	0	17	27%
	Smith	18	2.93	0	18	46%
	Stone	18	2.90	4	14	31%
	Sunflower	30	3.35	10	19	29%
	Tallahatchie	9	1.94	5	4	43%
	Tate	31	3.13	0	31	42%
	Tippah	18	2.04	0	18	37%
	Tishomingo	19	2.27	0	19	6%
	Tunica	17	4.22	4	12	14%
	Union	32	3.07	0	32	20%
	Walthall	19	3.24	10	9	50%
	Wayne	17	2.06	1	16	45%
	Webster	1	0.28	0	1	0%
	Wilkinson	10	2.97	8	2	38%
	Winston	21	2.74	7	14	11%
	Yalobusha	19	3.61	6	12	17%
	Yazoo	35	4.00	27	9	28%

**Cities with 50+ same-sex couples
ranked by same-sex couples per 1,000 households**

State rank	US rank among 1,415 cities with 50+ same-sex couples	City	Same-sex couples (adjusted)	Same-sex couples per 1,000 households (adjusted)
1	743	Hattiesburg	106	5.71
2	827	Jackson	342	5.30
3	1025	Tupelo	61	4.49
4	1067	Biloxi	75	4.37
5	1223	Gulfport	100	3.79
6	1271	Meridian	58	3.53
7	1311	Southaven	61	3.38

About the authors

Gary J. Gates, PhD is the Williams Distinguished Scholar at the Williams Institute, UCLA School of Law.

Abigail M. Cooke is a PhD candidate in the Department of Geography at UCLA and is affiliated with the California Center for Population Research.

Acknowledgments

The authors thank Williams Institute Fellows Angeliki Kastanis, Laura Durso, and Christy Mallory for assistance with the Snapshots.

For more information

The Williams Institute, UCLA School of Law, (310) 267-4382

<http://williamsinstitute.law.ucla.edu/>