

Lawrence Berkeley National Laboratory

Recent Work

Title

TOTAL CROSS SECTION FOR $V + n \rightarrow n + p$ NEAR THRESHOLD BY CHEW-LOW
EXTRAPOLATION

Permalink

<https://escholarship.org/uc/item/7f05g9ws>

Authors

Swanson, William P.

Gates, Duane C.

Jenkins, Thomas L.

et al.

Publication Date

1960-09-01

UNIVERSITY OF
CALIFORNIA

Ernest O. Lawrence

*Radiation
Laboratory*

TWO-WEEK LOAN COPY

*This is a Library Circulating Copy
which may be borrowed for two weeks.
For a personal retention copy, call
Tech. Info. Division, Ext. 5545*

BERKELEY, CALIFORNIA

DISCLAIMER

This document was prepared as an account of work sponsored by the United States Government. While this document is believed to contain correct information, neither the United States Government nor any agency thereof, nor the Regents of the University of California, nor any of their employees, makes any warranty, express or implied, or assumes any legal responsibility for the accuracy, completeness, or usefulness of any information, apparatus, product, or process disclosed, or represents that its use would not infringe privately owned rights. Reference herein to any specific commercial product, process, or service by its trade name, trademark, manufacturer, or otherwise, does not necessarily constitute or imply its endorsement, recommendation, or favoring by the United States Government or any agency thereof, or the Regents of the University of California. The views and opinions of authors expressed herein do not necessarily state or reflect those of the United States Government or any agency thereof or the Regents of the University of California.

UNIVERSITY OF CALIFORNIA

Lawrence Radiation Laboratory
Berkeley, California

Contract No. W-7405-eng-48

TOTAL CROSS SECTION FOR $\gamma + n \rightarrow \nu^- + p$ NEAR THRESHOLD

BY CHEW-LOW EXTRAPOLATION

William P. Swanson, Duane C. Gates, Thomas L. Jenkins,
and Robert W. Kenney

September 1, 1960

**TOTAL CROSS SECTION FOR $\gamma + n \rightarrow \pi^- + p$ NEAR THRESHOLD
BY CHEW-LOW EXTRAPOLATION**

William P. Swanson, Duane C. Gates, Thomas L. Jenkins,
and Robert W. Kenney

Lawrence Radiation Laboratory
University of California
Berkeley, California

September 1, 1960

The basic reaction




has previously been studied¹ near threshold by measuring the ratio

$$R_d = \frac{\sigma(\gamma + d \rightarrow \pi^- + 2p)}{\sigma(\gamma + d \rightarrow \pi^+ + 2n)}$$

and inferring the parameters of interest from R_d and the measured cross section for the reaction $\gamma + p \rightarrow \pi^+ + n$. Two separate experiments are required, and Coulomb corrections to R_d near threshold are large and not well understood.

A new approach to the study of Reaction (1) is now possible through the recently developed Chew-Low technique² of extrapolating certain recoil-nucleon momenta into the nonphysical region. The method is both powerful and quite general. When the method is specialized to treat the reaction



near threshold, the data are extrapolated to a pole in the transition amplitude in the nonphysical region of negative kinetic energy of the recoiling spectator proton (of Reaction (2)). The residue of this pole is proportional

to the T matrix for Reaction (1). At the pole, the "spectator" proton has a negative kinetic energy in the final state just equal to its share of the (negative) deuteron binding energy in the initial state. The recoil proton is really a noninteracting spectator at the pole in the nonphysical region. The total cross section near threshold for Reaction (1) on free stationary neutrons, deduced directly from the extrapolation, involves no uncertainties arising from the presence of the second nucleon in the target deuteron. The Chew-Low method requires somewhat greater numbers of events than usual for a given statistical error in the result, but this difficulty is compensated by the new ability to use unstable particles as free stationary targets.

Reaction (2) was observed in a deuterium bubble chamber,¹ with complete final-state kinematics known for each event. These data were extracted from the observations discussed in the authors' previous letter.¹

The free-nucleon cross sections $\sigma(\gamma + n \rightarrow \pi^- + p)$ have been obtained at five effective photon energies by this method, which requires that one carry out the following limiting procedure:

$$\sigma(w^2) = \lim_{p^2 \rightarrow -a^2} p^2 \frac{4\pi k^2}{\Gamma^2} \frac{M_D}{M_P} \frac{(p^2 + a^2)^2}{(w^2 - M_N^2)^2} \frac{\partial^2 \sigma}{\partial p^2 \partial w^2}$$

Here

k = laboratory-system photon energy,

M_D = deuteron mass,

M_P = proton mass,

M_N = neutron mass,

p = momentum (lab) of recoil proton (lower-energy proton),

a^2 = (deuteron B. E.) M_P ,

w = internal total energy of the $(\pi^- + p)$ system,

$$\Gamma^2 = \frac{4}{M_p} \cdot \frac{a}{1 - a r_0}$$

r_0 = n - p triplet effective range, etc.

$$\eta = \epsilon = \mu = 1.$$

In compiling the data, plots of the events, such as Fig. 1, were used. The curves in p^2 , w^2 designate the boundaries for kinematically possible values of p^2 and w^2 for the photon energies 160 Mev and 165 Mev.

The data were averaged over those real photon energies from 150 to 180 Mev which were capable of contributing to the various w^2 bins.

The results of extrapolations to the desired cross sections at five effective lab photon energies for the free-nucleon reaction $\gamma + n \rightarrow \pi^- + p$ are presented in Table I. The effective lab photon energy is uniquely specified by a given value of w , the total energy in the π^- - p c. m. frame in the final state. A typical extrapolation is shown in Fig. 2. The data lie in the interval $0.3 \leq p^2 \leq 0.9$. Since the form of the extrapolating function is not known, we are somewhat at a disadvantage; however, a simple behavior is expected in this region. Although zero-, first-, and second-order polynomials were tried as extrapolation functions, a straight line was indicated at the three lowest photon energies by the χ^2 test and the Fisher F test. The two higher-energies gave conflicting results as to the best choice of extrapolation forms. As Table I shows, the errors on the results depend strongly on the polynomial used.

The extrapolated cross sections divided by $4wW$, obtained somewhat arbitrarily by using the straight-line extrapolation, are plotted in Fig. 3, where

$$a_0^- = \frac{\sigma(\gamma + n \rightarrow \pi^- + p)}{4\pi W}, \quad W = \frac{q\omega}{(1 + \frac{v}{M})^2}.$$

where, the pion momentum, ω is the pion total energy, and v is the photon energy, each in the c. m. system, and M is the nucleon mass ($\hbar = c = \mu = 1$). The curve accompanying the points in Fig. 3 is that calculated by Hamilton and Woolcock³ from the dispersion relation of Chew et al.⁴ with $f^2 = 0.08$ and $N^{(-)} = 0$.

When a_0^- is compared with experimental values⁵ for a_0^+ , an average ratio $R = 1.7 \pm 0.2$ is obtained in the interval from threshold to 174 Mev. These results (not definitive)^{are} a first example showing the feasibility (as well as the difficulty) of the Chew-Low extrapolation procedure.

Table I. Extrapolations for $\sigma(\gamma+n \rightarrow \pi^- + 2p)$

Extrapolation form	Quantity ^a	Laboratory photon energy (MeV)				
		153.4 ($w^2 = 60.05$)	158.6 ($w^2 = 60.55$)	163.7 ($w^2 = 61.05$)	168.9 ($w^2 = 61.55$)	174.1 ($w^2 = 62.05$)
One-parameter (weighted average)	N	7	7	7	6	7
	M	6	6	6	5	6
	χ^2/M	0.73	2.46	1.45	0.70	1.19
	S_m	-	-	-	-	-
	$\sigma \times 10^{29}, \text{cm}^2$	4.05 ± 0.45^b	5.53 ± 1.04	8.34 ± 1.16	7.80 ± 1.00	11.83 ± 2.07
Two-parameter (straight line)	N	7	7	7	6	7
	M	5	5	5	4	5
	χ^2/M	0.16	0.86	0.72	0.86	1.26
	S_m	22.64	12.21	7.17	0.04	0.66
	$\sigma \times 10^{29}, \text{cm}^2$	7.33 ± 0.72	12.38 ± 2.06	15.23 ± 2.70	8.67 ± 4.45	6.73 ± 6.66
Three-parameter (parabola)	N	7	7	7	6	7
	M	4	4	4	3	4
	χ^2/M	0.19	1.07	0.87	1.13	0.86
	S_m	0.31	0	0.11	0.04	3.33
	$\sigma \times 10^{29}, \text{cm}^2$	8.91 ± 2.93	12.18 ± 8.58	11.74 ± 10.85	12.42 ± 18.55	35.84 ± 23.96

^aN = number of points to be fitted; M = number of degrees of freedom; S_m = parameter for Fisher F test; σ = extrapolated cross section $\sigma(\gamma+n \rightarrow \pi^- + 2p)$.

^bSee caption of Fig. 3.

REFERENCES

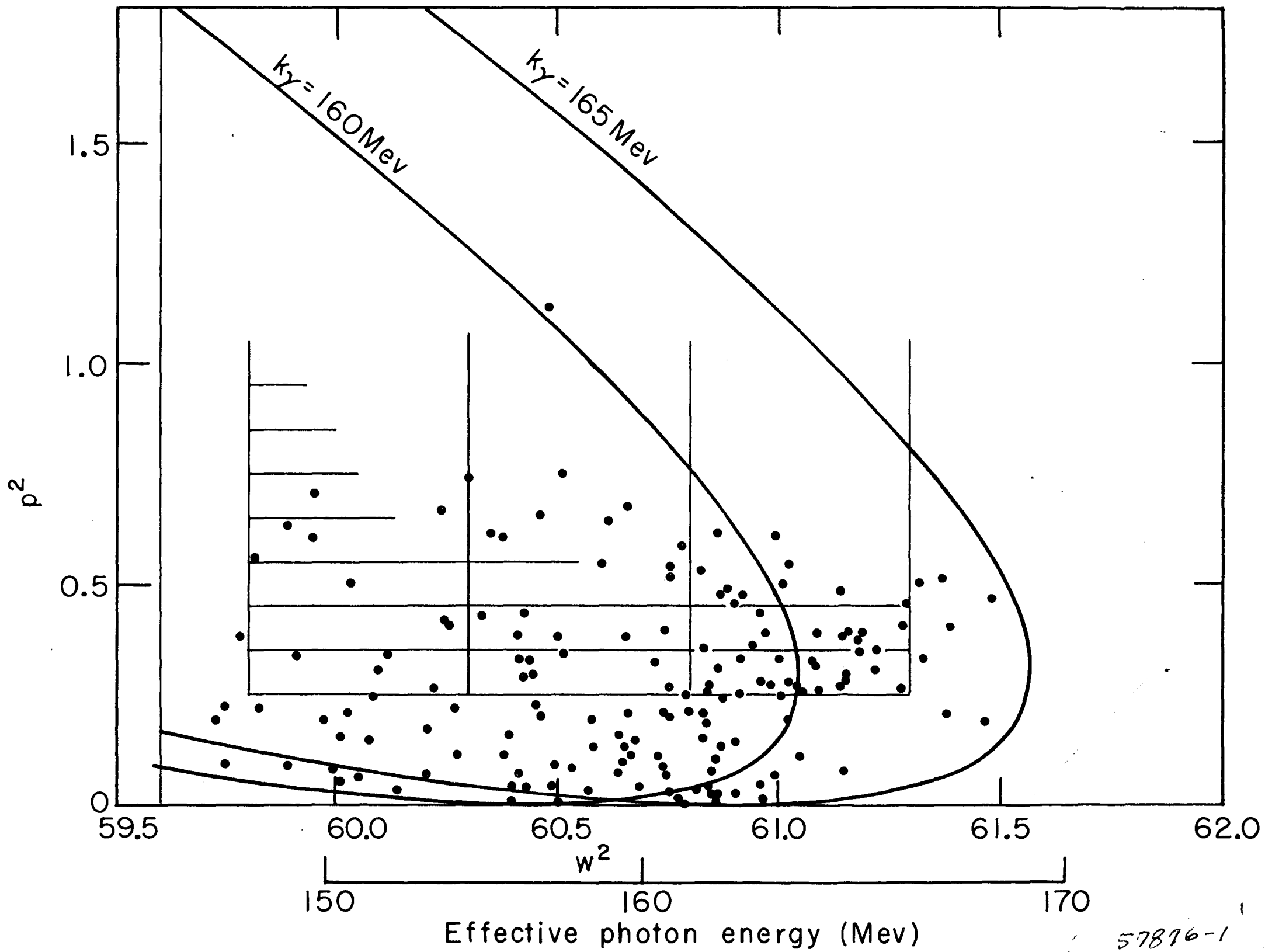
1. See references in accompanying π^-/π^+ letter, Photo Production of Charged Mesons from Deuterium and the $\frac{\pi^-}{\pi^+}$ Ratio.
2. G. F. Chew and F. E. Low, Phys. Rev. 113, 1640 (1959).
3. J. Hamilton and W. S. Woolcock, Phys. Rev. 118, 291 (1960).
4. G. F. Chew, M. L. Goldberger, F. E. Low, and Y. Nambu, Phys. Rev. 106, 1345 (1957).
5. G. Bernardini, "Pion Photoproduction and Compton Effect on Nucleons," in Proceedings of the 1959 International Conference on High Energy Physics at Kiev, to be published.

FIGURES

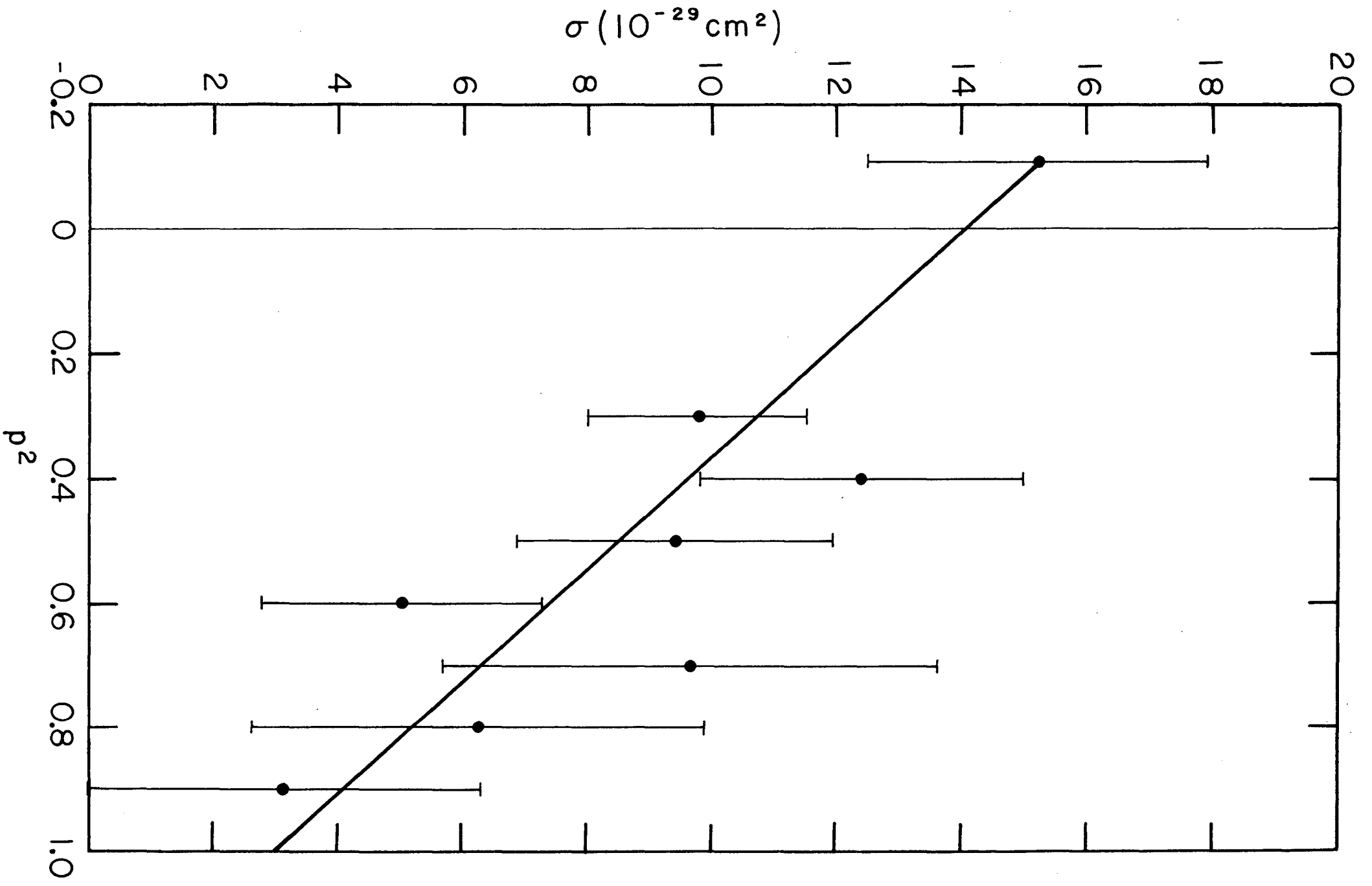
Fig. 1. Polelogy diagram in p^2 and w^2 . Here, p is the momentum of the spectator proton (lower lab kinetic energy), and w^2 is the square of the total internal energy of the remaining ($\pi^- + p$) system ($\hbar = c = \mu = 1$). The curves are kinematical boundaries in these variables within which events from the corresponding real photon energy must fall. The rectangular bins at 61.05 are those used in obtaining the points of Fig. 2. The events plotted here are at photon energy (lab) $k = 160$ to 165 Mev.

Fig. 2. Polelogy extrapolation for $w^2 = 61.05$ ($k_{\text{eff}}(\text{lab}) = 163.7$ Mev). The data in the interval $0.3 \leq p^2 \leq 0.9$ are extrapolated by means of a straight line to the nonphysical value $p^2 = -0.107$. At the extrapolated point, the ordinate of the extrapolating function is the cross section $\sigma(\gamma + n \rightarrow \pi^- + p)$.

Fig. 3. Values of a_0^- obtained by dividing the extrapolated cross sections of Table I by the phase-space factor $4\pi W$. The curve is based on the dispersion relations of Chew et al. (Ref. 4), and is taken from the paper of Hamilton and Woolcock (Ref. 3). The value $\chi^2/M = 0.19$ for the lowest-energy point indicates that the purely statistical error may be somewhat too small, and is a reflection of the accidental juxtaposition of the extrapolation points and a straight line.



57876-1



57877-1 α

