

# **UCLA**

## **Contemporary Music Score Collection**

### **Title**

Performience

### **Permalink**

<https://escholarship.org/uc/item/782710t0>

### **Author**

Moran, Peter

### **Publication Date**

2020

### **Copyright Information**

This work is made available under the terms of a Creative Commons Attribution-NonCommercial-NoDerivatives License, available at <https://creativecommons.org/licenses/by-nc-nd/4.0/>

PETER MORAN

# *Performiencce*

2015

Dur. 13' approx

*For Flexible Ensemble*

---


*Premièred by members of the public  
at the Irish Composers' Collective 'Takeover' Concert  
Irish Architectural Archive  
13<sup>th</sup> November 2015*

---

## *Programme Note*

*Performience* is a collection of works written to be performed on any instruments by musicians of any ability, from school students to professional musicians, and especially audience members. This approach is intended as an alternative to the more traditional classical concert format. Experienced musicians can read their part from the score, while inexperienced musicians can read from a simple numbering system which identifies each note. (Numbered and colour-coded stickers may be placed on instruments such as chime bars, or piano keys, to help people along). Having a director pointing to a projection of the score can also make it easier for the players to follow.

As an added music workshop element, a compositional template is provided with each piece so that audience members can compose and perform their own work based on the same material. *Performience* was premiered in just this way. It was performed by members of the public who had come to attend a concert, and who had no previous musical experience. And to finish the concert, the audience then composed and performed their own original compositions using the templates provided.



*The composer directs the premiere of Performience while audience members play from colour-coded, numbered stickers.*

# Contents

## **Performance No.1**

Audience and Ensemble Score	p1
Piano Score	p4
Composition Template	p6

## **Performance No.2**

Audience Score	p8
Ensemble Score	p10
Piano Score	p13
Composition Template	p15

## **Performance No.3**

Audience Score	p17
Ensemble Score	p18
Composition Template	p20

## **Performance No.4**

Audience Score	p21
Ensemble Score	p22
Composition Template	p23



# Performience

## No.1

Minimum number of players: 4

Mood: Slow, dramatic

Confidence Level: Beginner - Intermediate

Duration: 5' approx.

○ or n\_\_\_ = long note  
● or n = short note

**A** Slow, Free  
*mp*

A: 13 11 12 10\_\_\_ 13 11 12 10 9\_\_\_ 13 11 12/10\_\_\_ 13\_\_\_  
B: hold pedal down throughout 9\_\_\_ 9\_\_\_

C:  
D:

**B**

A: 13 12 11 10 13 12 11 10 13 12 11 10 13\_\_\_  
B: 9 8\_\_\_ 9 8\_\_\_ 9 8/7 9\_\_\_  
C: bE

C:  
D:

**C**

A: 13 11 12/10 10\_\_\_ 13/10 11 12 10\_\_\_ 13 12 11 10 7\_\_\_  
B: 9 8 9\_\_\_ 8 8 9\_\_\_ 9 8/7 7\_\_\_  
C: bE bE bE

C:  
D:

6/5\_\_\_ 3\_\_\_ 4\_\_\_ 5/6\_\_\_

2 **D** *mp* *mf* *mp* *mf*

13

A: 12/13 10 10-13

B: 9 7 7 9 8/7

C: 6 3 5/4 4 5/6

D: 3

**E** *cresc. poco a poco*

17

A: 11 11 10 11 11 10 12 12 10 11-13 10/11

B: 7/8 7/8 9 7/8 7/8 9 9 9 7/8 9 7-9 7

C: 6 3 3 4/6 6 6 5/6 5/6 4/5 2

D: 3 3 3 3 3 3 3 3 3 2

**F** *f*

21

A: 10/12 10/12 11 10/12 10/12 11 10/12 10/12 11/13

B: 8 8 7-9 8 8 7-9 8 8 7/9

C: 4/6 4/6 5 4/6 4/6 5 4/6 4/6 5

D: 3 3 2 2 3 2 2 2 1/3

25 **G** very slow,  
loud and confident

*f*

A: 11/13  
B: 7

C: 4 6 5

D: 1/2/3 1/2/3 1/2/3 1/2/3 1/2/3 1/2/3 1/2/3 1/2/3 1/2/3 1/2/3

30 **H** louder and more dramatic

A: 12 11 12 11 7

B: 8 7 7

C: 5 4 6 6 4

D: 1/2/3 1/2/3 1/2/3 1/2/3 1/2/3 1/2/3 1/2/3 1/2/3 1/2/3 1/2/3 1/2/3 1/2/3 1/2/3 1/2/3

37 **I** *ff* *fff* with extra emphasis

A: 11-13 11-13 11-13 11-13 11-13 11-13 10-13 10-13 10-13 11-13 10 7/8/9

B: 9 9 9 9 9 9 9 9 9 8/9 7/8/9

C: 6 4-6 1-3

D: 1/2/3 1/2/3 1/2/3 1/2/3 1/2/3 1/2/3 1/2/3 1/2/3 1/2/3 1/2/3 1/2/3

# Performance

No.1 (Piano Score)

Mood: Slow, dramatic  
Duration: 5' approx.

**A** Slow, Free  
*mp*

Musical notation for section A, measures 1-4. The treble clef contains a melodic line with notes: G4 (quarter), A4 (quarter), Bb4 (quarter), C5 (half). The bass clef contains a bass line with notes: G3 (quarter), A3 (quarter), Bb3 (quarter), C4 (half). The piece is marked 'Slow, Free' and 'mp'.

**B** *slurred notes played in quick succession*

Musical notation for section B, measures 5-8. The treble clef features a melodic line with slurred eighth notes: G4 (quarter), A4 (quarter), Bb4 (quarter), C5 (half). The bass clef has a bass line with notes: G3 (quarter), A3 (quarter), Bb3 (quarter), C4 (half). The piece is marked 'mp'.

**C**

Musical notation for section C, measures 9-12. The treble clef contains a melodic line with notes: G4 (quarter), A4 (quarter), Bb4 (quarter), C5 (half). The bass clef contains a bass line with notes: G3 (quarter), A3 (quarter), Bb3 (quarter), C4 (half). The piece is marked 'mp' and 'mf'.

**D** *mp*

Musical notation for section D, measures 13-16. The treble clef contains a melodic line with notes: G4 (quarter), A4 (quarter), Bb4 (quarter), C5 (half). The bass clef contains a bass line with notes: G3 (quarter), A3 (quarter), Bb3 (quarter), C4 (half). The piece is marked 'mp' and 'mf'.

**E** *cresc. poco a poco*

Musical notation for section E, measures 17-20. The treble clef contains a melodic line with notes: G4 (quarter), A4 (quarter), Bb4 (quarter), C5 (half). The bass clef contains a bass line with notes: G3 (quarter), A3 (quarter), Bb3 (quarter), C4 (half). The piece is marked 'cresc. poco a poco'.



**F**

21

**G**

*very slow,  
loud and confident*

25

**H**

*louder and more dramatic*

30

**I**

37

# *Performience*

## *Composition Template No.1*

Using the pitches provided, write your choice of pitches into the boxes below.  
 Coordinate the notes and chords with the other players.  
 You might prefer to let one player hold the pedal down throughout, and play very slowly.  
 Other ideas: group notes together into odd, even, multiples of 3 and so; let one part play an ostinato

Pitch Set:

<b>A: 10 – 13</b>	
<b>B: 7 – 9</b>	
<b>C: 4 – 6</b>	
<b>D: 1 – 3</b>	

<b>A: 10 – 13</b>	
<b>B: 7 – 9</b>	
<b>C: 4 – 6</b>	
<b>D: 1 – 3</b>	

<b>A: 10 – 13</b>	
<b>B: 7 – 9</b>	
<b>C: 4 – 6</b>	
<b>D: 1 – 3</b>	

<b>A: 10 – 13</b>	
<b>B: 7 – 9</b>	
<b>C: 4 – 6</b>	
<b>D: 1 – 3</b>	

<b>A: 10 – 13</b>	
<b>B: 7 – 9</b>	
<b>C: 4 – 6</b>	
<b>D: 1 – 3</b>	

<b>A: 10 – 13</b>	
<b>B: 7 – 9</b>	
<b>C: 4 – 6</b>	
<b>D: 1 – 3</b>	



**C**

A: 10 – 13	11	11			(loud) 10/12	11/13	10/12	11/13	10/12
B: 7 – 9	7/8/9	7/8/9		8/9	(loud) 8	7/9	8	7	8
C: 4 – 6	4/6	4/6	6	6	(loud) 4/6	5	4/6	5	4/6
D: 1 – 3		(once only, very loud) 1/2	2/3	1/2	(loud tremolo) 2	1/3	2	1/2/3	2

**D**

A: 10 – 13	11/13	10/12	13	(very quiet) 12	(quieter still) 12		12 (slowing down...)	12 gradually)		
B: 7 – 9	7	8	8	(very quiet) 9	(quieter still) 8	9	9 (slowing down...)	8 gradually)	9	9
C: 4 – 6	5	4/6	5	(very quiet) 6	(quieter still) 4	4	6 (slowing down...)	4 gradually)	4	4
D: 1 – 3	1/2/3	2	1/2/3	(very quiet) 3		(quieter still) 1	3 (slowing down)...		1	1

**E**

*improvisation optional*

A: 10 – 13	(once only) 12 11 12 10 12 13 12 13 12 11 12 10 12 11 10 11 10									(once only, very quiet) 11/13
B: 7 – 9	9	9	9	9	9	9	9	9	9	(once only, very quiet) 7
C: 4 – 6	4	4	4	4	4	4	4	4	4	(once only, very quiet) 5
D: 1 – 3	1	1	1	1	1	1	1	1	1	(once only, very quiet) 1-3

.....chords slowing down gradually.....

# Performiense

No.2

Minimum number of players: 4

Mood: Gentle, quiet

Confidence Level: Beginner - Intermediate

Duration: 4' approx.

**A**

Part A

Part B

Part C

Part D

**B** solo, in free time  
(improvisation optional)

10

A

B

C

D

continue quiet tremolo throughout solo

*f*

*pp*

C

15

Affected by dynamics: *ff*, *f*, *p*

D

25

tremolo slowing down

Affected by dynamics: *p*, *pp*

12

**E** solo, in free time  
improvisation optional

33

A *f* *pp*

B *continue quiet slow tremolo throughout solo* *pp*

C *continue quiet slow tremolo throughout solo* *pp*

D *continue quiet slow tremolo throughout solo* *pp*

.....tremolo slowing down.....

*pp*



# Performiense

No.2 (Piano Score)

Mood: Gentle, quiet

Duration: 4' approx.

**A**

Musical notation for section A, measures 1-9. The score is for piano, marked *p*. The right hand plays a series of chords, and the left hand plays a steady bass line.

**B** solo, in free time  
(improvisation optional)

Musical notation for section B, measures 10-14. The score is for piano, marked *f*. The right hand plays a series of chords, and the left hand plays a steady bass line. Measure 14 is marked *p*.

**C**

Musical notation for section C, measures 15-23. The score is for piano, marked *ff*. The right hand plays a series of chords, and the left hand plays a steady bass line.

14 **D**

25

*p* *pp*

tremolo slowing down

Detailed description: This musical score block covers measures 25 to 32. It is marked with a large 'D' in a box. Measure 25 starts with a piano (*p*) dynamic. The right hand plays a tremolo of a D major chord (F#4, A4, C#5) which gradually slows down. The left hand plays a bass line consisting of a half note D2, a half note G2, and a half note B1. The dynamic reaches pianissimo (*pp*) by measure 32.

**E** solo, in free time  
improvisation optional

33

*f* *pp*

tremolo slowing throughout

Detailed description: This musical score block covers measures 33 and 34. It is marked with a large 'E' in a box. Measure 33 starts with a forte (*f*) dynamic. The right hand plays a tremolo of an E major chord (G#4, B4, D#5) which slows down throughout the measure. The left hand plays a bass line consisting of a half note E2, a half note G2, and a half note B1. The dynamic reaches pianissimo (*pp*) by measure 34.





# Performience

## No.3

Minimum players: 8

Mood of Music: Slow and soft, building to a dense climax

Confidence Level: Beginner to Advanced

Duration: 1' approx.

Let each player play their phrase at least twice before the next player enters.  
Repeat your phrase throughout, until the eighth player gives the cue to end.  
'Player A' can be one or two people. Play without pedal throughout.

Count: 1      2      3      4      5      6

**Player(s) A** (F5-B $\flat$ 5), moderately quiet, crotchets and quavers:

A $\flat$     B $\flat$     A $\flat$ -G $\flat$  F    rest    rest

**Player(s) A** (D $\flat$ 5-G $\flat$ 5), moderately quiet, crotchets and quavers:

F-E    G $\flat$     rest    D $\flat$     G $\flat$ -F    E $\flat$ -E $\natural$

**Player B** (G $\flat$ 4-F5), moderately quiet, crotchets and quavers:

D    rest-E $\flat$  F    A-G $\flat$  A $\flat$ -A $\natural$  C

**Player C** (E $\flat$ 4-D $\flat$ 5), moderately quiet, crotchets and quavers:

A-A $\flat$  G $\flat$ -C D $\flat$ -A $\flat$  G $\flat$ -E $\flat$  F    B $\flat$

**Player D** (G $\flat$ 2-D $\flat$ 3), moderately loud, accented, in triplet rhythms:

A $\flat$  . . . G $\flat$  . . . D $\flat$  . . . D $\flat$  . . . D $\flat$  . . .

**Player E** (A $\flat$ 1), loud, accented, in semiquaver rhythms:

A $\flat$ ..A $\flat$  ..A $\flat$ . . . . A $\flat$  . . . . A $\flat$  . . . .

**Player F** (D $\sharp$ 6-E6 and C7-D $\flat$ 7), loud, accented, in quintuplet quaver rhythms (5:4),

'x' represents this four-note chord:

x-x-rest-x-x rest-x-x-x-rest rest-x-rest-x-rest

**Player G** (E3, F3 and G $\flat$ 3), loud, accented, marcato, steady crotchet septuplets (7:4),

only lining up with every second 6-beat cycle, 'x' represents this three-note chord:

x - x - x - x - x - x - x x - x - x - x - etc.

**Player H** (D $\flat$ 4 and F4), very loud, erratic rhythms, short bursts of one, two or triplet demisemiquavers separated by short rests. Cue the ending with a gesture, and play the dyad one last time, extremely loud, indicating every other player to stop abruptly, leaving only the final dyad to ring out.

# Performiience

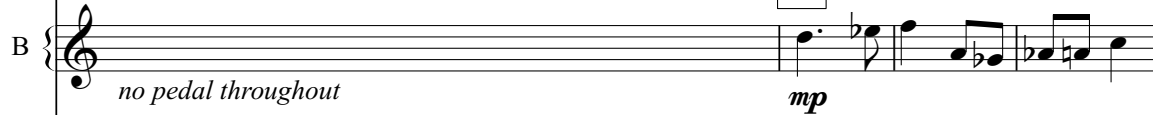
No.3

Minimum number of players: 8  
Mood: Soft, building up to dense climax  
Confidence Level: Beginner - Advanced  
Duration: 1' approx.


**A** ♩=50-60

A 


*1 or 2 players on Part A*

B 

*no pedal throughout*

C 



F 


A(i)

B

C

D

E

D 

E 

F

A(i)

B

C

H

D

E

G

**H** *improvisation optional*

*ff*

*fff*

**I** *cue others to stop on your mark*

**G**

*f*

7

# *Performance*

## *Composition Template No.3*

Using the pitches provided, let each player create their own short phrase in their own rhythm, and repeat throughout. Choose your own order of entries before you begin. Let each player play their phrase at least twice before the next player enters. Let the last player give the cue to end.

*Write out your phrase in the spaces below*

- |  |   |
|--|---|
| <b>Player(s) A</b> (using these pitches, between F5-B <sub>5</sub> ):                | F G <sub>b</sub> A <sub>b</sub> B <sub>b</sub>  |
| <b>Player(s) A</b> (using these pitches, between D <sub>b</sub> 5-G <sub>b</sub> 5): | D <sub>b</sub> E <sub>b</sub> E <sub>4</sub> F G <sub>b</sub>                               |
| <b>Player B</b> (using these pitches, between G <sub>b</sub> 4-F5):                  | G <sub>b</sub> A <sub>b</sub> A <sub>4</sub> C D E <sub>b</sub> F                           |
| <b>Player C</b> (using these pitches, between E <sub>b</sub> 4-D <sub>b</sub> 5):    | E <sub>b</sub> F G <sub>b</sub> A <sub>b</sub> A <sub>4</sub> B <sub>b</sub> D <sub>b</sub> |
| <b>Player D</b> (using these pitches, between G <sub>b</sub> 2-D <sub>b</sub> 3):    | G <sub>b</sub> A <sub>b</sub> D <sub>b</sub>  |
| <b>Player E</b> (Using A <sub>b</sub> 1):  | A <sub>b</sub>  |
| <b>Player F</b> (using the pitches D <sub>#</sub> 6, E6, C7 and D <sub>b</sub> 7):   | D <sub>#</sub> E C D <sub>b</sub>   |
| <b>Player G</b> (Using the pitches E3, F3 and G <sub>b</sub> 3):                     | E F G <sub>b</sub>  |
| <b>Player H</b> (Using the pitches D <sub>b</sub> 4 and F4):                         | D <sub>b</sub> F  |



# Performience

## No.4

Minimum players: 7  
Mood of Music: Jaunty, light  
Confidence Level: Beginner to Intermediate  
Duration: 3' approx.

All players at 72bpm (or 144bpm if counting quavers). Enter in the given order (a conductor can cue you in).

Count up from "1" to each numbers in turn, and play your note on the count of "1" each time.

Play your part repeatedly in a loop. Take care when moving from short counts back to long counts (e.g. "123-12-1-12345678")

All notes, short, accented. Players' parts are not synchronised, but share an underlying pulse.

If you lose count, just pick up where you left off. Players can drop out intermittently, and come back in on any count.

Player	Pitch	Count Up To...
A	E4	(quavers) 8 – 7 – 6 – 5 – 4 – 3 – 2 - 1
B	B <sub>5</sub>	(semiquavers) 7 – 6 – 5 – 4 – 3 – 2 - 1
C	F3	(quavers) 1 – 2 – 3 – 4 – 5 - 6
D	B4	(semiquavers) 1 – 2 – 3 – 4 – 5 – 6 - 7
E	C2 (switching only occasionally to F1, but stay on one pitch for an entire cycle)	(quavers, hold each note for full duration) 8 – 7 – 6 – 5 – 4 – 3
F	E6, F6, A6, B <sub>6</sub>	improvise a solo on these pitches
G	C6	(semiquavers) 7 – 6 – 5 – 4 – 3 – 2 - 1

**Ending:** Let one player (or a conductor) cue everyone to drop out. Either drop out suddenly altogether, or else individually in any order, just letting each player finish the cycle they're on.

# Performance

No.4

Minimum number of players: 7  
Mood: Jaunty, light  
Confidence Level: Beginner - Intermediate  
Duration: 3' approx.

The score consists of seven staves, A through G, each with a specific tempo and rhythmic pattern:

- Staff A:** Tempo  $\text{♩} = 72$ . Features a sequence of eighth notes with fingerings 8, 7, 6, 5, 4, 3, 2, 1.
- Staff B:** Tempo  $\text{♩} = 144$ . Features a sequence of eighth notes with fingerings 7, 6, 5, 4, 3, 2, 1.
- Staff C:** Tempo  $\text{♩} = 72$ . Features a sequence of eighth notes with fingerings 1, 2, 3, 4, 5, 6.
- Staff D:** Tempo  $\text{♩} = 144$ . Features a sequence of eighth notes with fingerings 1, 2, 3, 4, 5, 6, 7.
- Staff E:** Tempo  $\text{♩} = 72$ . Features a sequence of eighth notes with fingerings 8, 7, 6, 5, 4, 3.
- Staff F:** Tempo  $\text{♩} = 144$ . Labeled "improvise on these four pitches" with a dashed line and an  $8^{\text{va}}$  marking above a sequence of four notes.
- Staff G:** Tempo  $\text{♩} = 144$ . Features a sequence of eighth notes with fingerings 7, 6, 5, 4, 3, 2, 1.

**Instructions**  
Play your part repeatedly in a loop.  
Players' counts are not synchronised, but share an underlying pulse.  
Players can drop out intermittently, and come back in on any count.

**Ending:**  
Let one player or a conductor cue everyone to drop out.  
Either drop out suddenly altogether,  
or else individually, in any order,  
just letting each player finish the cycle they're on.

# *Performience*

## *No.4*

*Use the pitches provided, or try replacing with one of your own.*

*Let each player consider whether they will play long held notes or short detached notes.*

*Choose a tempo. Players' parts are not synchronised, but share an underlying pulse.*

*Players can drop out intermittently, and come back in on any count.*

<b>Player</b>	<b>Pitch</b>	<b>Count</b> (quavers or semiquavers)
A	E4	
B	B <sub>5</sub>	
C	F3	
D	B4	
E	C2 (or F1)	
F	E5, F5, A5, B <sub>5</sub>	
G	C6	

**Ending:** Let a conductor cue everyone to drop out, either suddenly altogether, or else individually in any order, just letting each player finish the cycle they're on.