

UC Davis

UC Davis Previously Published Works

Title

One-Pot Synthesis of Benzo[4,5]imidazo[2,1-a]isoquinolines and Isoquinolino[3,4-b]quinoxalines via Tandem Cyclization Strategies

Permalink

<https://escholarship.org/uc/item/72f7r47f>

Journal

The Journal of Organic Chemistry, 81(9)

ISSN

0022-3263

Authors

Bagdasarian, Alex L
Nguyen, Huy H
Palazzo, Teresa A
et al.

Publication Date

2016-05-06

DOI

10.1021/acs.joc.6b00338

Peer reviewed



Published in final edited form as:

J Org Chem. 2016 May 06; 81(9): 3924–3928. doi:10.1021/acs.joc.6b00338.

One-Pot Synthesis of Benzo[4,5]imidazo[2,1-*a*]isoquinolines and Isoquinolino[3,4-*b*]quinoxalines via Tandem Cyclization Strategies

Alex L. Bagdasarian[†], Huy H. Nguyen[†], Teresa A. Palazzo[†], James C. Fettinger[†], Makhluif J. Haddadin[†], Mark J. Kurth^{*,‡}

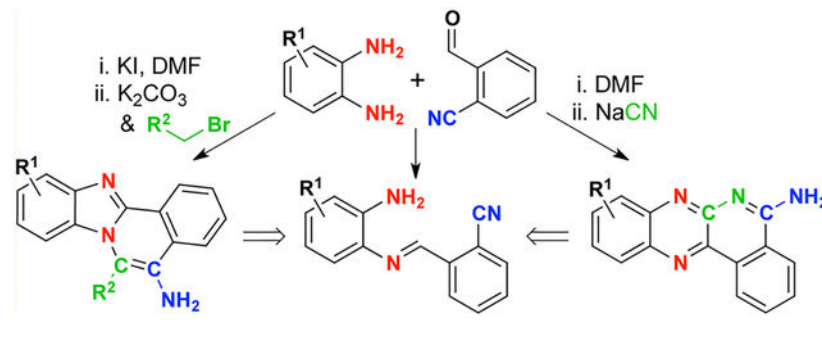
[†]Department of Chemistry, University of California, One Shields Avenue, Davis, California 95616, United States

[‡]Department of Chemistry, American University of Beirut, Beirut 1107 2020, Lebanon

Abstract

Two operationally simple one-pot protocols have been developed for the synthesis of amino-functionalized benzo[4,5]imidazo[2,1-*a*]isoquinolines and isoquinolino[3,4-*b*]quinoxalines. Optimization data and substrate scope for these atom-economical transformations, which engage commercially available *o*-phenylenediamines and *o*-cyanobenzaldehydes, are discussed.

Graphical Abstract



The extensive chemical literature reflects both the intriguing structural features and the far-reaching pharmaceutical applications of heterocyclic compounds.¹ Indeed, the development of effective methodology to construct complex heterocyclic structures plays an important role in the drug discovery process,² and these methods often enable the rapid generation of diverse small molecule libraries for high-throughput screening.³ In that context, one-pot tandem/domino reactions are powerful tools for the assembly of novel fused-ring systems

*Corresponding Author: mjkurth@ucdavis.edu.

The authors declare no competing financial interest.

Supporting Information

The Supporting Information is available free of charge on the ACS Publications website at DOI: 10.1021/acs.joc.6b00338.

¹H and ¹³C NMR spectra (1a, 2a, 4a–e, and 7a,b); UV–vis and fluorescence data (PDF)

X-ray crystallographic data for 1a (CIF)

X-ray crystallographic data for 4a (CIF)

from simple building blocks. These strategies employ atom- and step-economical transformations to introduce structural complexity by allowing multiple bond-forming events to occur in one transformative operation.⁴ Recently, we and others have reported tandem reactions as novel routes to attractive heterocyclic scaffolds.⁵ The targets of studies reported here are amino-functionalized benzo[4,5]imidazo[2,1-*a*]isoquinoline and isoquinolino[3,4-*b*]quinoxaline cores as they appear in many bioactive compounds possessing antitumor, anticancer, antibacterial, antituberculosis, and antimalarial activities.⁶

One representative example is of a ring system embedding an isoquinolino[3,4-*b*]quinoxaline core, which was synthesized by relatively harsh conditions.⁷ The synthesis of benzo[4,5]-imidazo[2,1-*a*]isoquinolines has previously been accomplished by transition-metal-catalyzed cross-coupling reactions.⁸ These methods are interesting but generally require prefunctionalization of precursors and often confront purification challenges in meeting rigorous limits for heavy metal impurities in drug research.⁹ These limitations prompted our investigation into a more effective transition-metal-free method to construct the aforementioned heterocyclic motifs.

Recently, Cheon et al.^{10a} and earlier Jiao et al.^{10b} demonstrated convenient protocols for the synthesis of benzimidazoles (e.g., **2**) from *o*-phenylenediamines and aldehydes via a condensation/aerobic oxidation sequence. For example, in the Cheon work, initial condensation of an aniline with benzaldehyde produced imine intermediate **1**, which subsequently underwent *5-exo-tet* cyclization promoted by a nucleophilic catalyst (KI) to furnish benzimidazole **2** after aerobic oxidation (Scheme 1). Building on a 1987 report from Smith et al., who employed cyanide and *N*-*o*-nitrobenzylidene to give cinnoline 1-oxide analogues,^{11a} Cheon et al.^{10a} employed *o*-phenylenediamines, aldehydes, and cyanide anion to produce 2-aminoquinoxalines (**6**, X = H).¹¹

Building on these strategies, we envisioned that appropriate methods could be developed for the synthesis of our target scaffolds (Scheme 1) when X = CN. Specifically, N-alkylation of **2a** with an RCH₂X electrophile (R = EWG) followed by base-mediated cyclization was envisioned to transform **2a** into tetracycle **4**. Conversely, addition of the 2-amino moiety of **5** to the electrophilic aryl nitrile (X = CN) would, after air oxidation, result in formation of the fused isoquinoline substructure **7**. Herein, we report one-pot routes to amino-functionalized benzo[4,5]imidazo[2,1-*a*]isoquinolines and isoquinolino[3,4-*b*]quinoxalines via the tandem annulation of *o*-cyanobenzaldehydes with *o*-phenylenediamines derivatives.

We began our studies by examining the feasibility of the N-alkylation reaction between benzimidazole **2a** and an RCH₂X-type electrophile, such as ethyl 2-bromoacetate. This alkylation would install an enolizable moiety on one of the benzimidazole nitrogens and deprotonation with added base would generate the corresponding enolate anion. Subsequent intramolecular attack of this enolate onto the nitrile of the benzonitrile would form an isoquinoline ring affording tetracyclic product **4**.

Indeed, treating *o*-phenylenediamine and *o*-cyanobenzaldehyde with a stoichiometric amount of KI in DMF at 80 °C cleanly delivered **2a** in excellent yield (Scheme 1).^{10,11} Having this benzimidazole substrate in hand, the stage was set for a detailed study of the

tandem N-alkylation/base-mediated cyclization of **2a** to **4a**. As summarized in Table 1, various reaction conditions were evaluated for the **2a** → **4a** conversion. Surprisingly, the use of a strong base, NaH in acetone or THF at 0 °C, did not promote the transformation, rather resulting in the recovery of starting material (entries 1 and 2). However, a low yield of **4a** was observed with a weaker base: K₂CO₃ in acetone at 80 °C (entry 3). Switching to the more polar solvent DMF and heating at the same temperature (entry 4) significantly improved the reaction, delivering the desired product in 54% yield. Interestingly, the uncyclized intermediate **3a** could not be isolated under any of these conditions, suggesting its conversion to **4a** is rapid. The structure of tetracyclic product **4a** was unambiguously established by X-ray crystallographic analysis (see the [Supporting Information](#)).¹²

The solvent compatibility of these two steps (e.g., DMF for both formation of **2a** and its subsequent conversion to **4a**) encouraged us to combine the efficient benzimidazole formation step with the subsequent tandem N-alkylation/base-mediated cyclization to give a one-pot synthesis of **4**. Once optimized conditions were in hand for this one-pot method, we set out to explore the generality and limitation of this method. As depicted in Table 2, the one-pot protocol effectively transformed a variety of *o*-phenylenediamines, electrophiles, and *o*-cyanobenzaldehyde into the corresponding tetracycles (**4a–e**) in moderate overall yields. The scope was, however, restricted to symmetrical *o*-phenylenediamines since the N-alkylation of unsymmetrical *o*-phenylenediamines results in an intractable mixture of products.

As outlined in Scheme 1, formation of **2** proceeds via the cyclization of imine intermediate **1**. We thus envisioned that cyanide addition to imine **1a** followed by subsequent heterocyclization could lead to isoquinolino[3,4-*b*]quinoxalines **7** via the 3,4-dihydroquinoxalin-2-amine intermediate **5**. Our speculation leading into this study was that 2-aminoquinoxaline **5** (X = CN) would not be isolable because **5** would cascade on to **7** faster than it would undergo oxidation to **6** even though, when X = CN, oxidation of **5** does lead to **6**.¹¹ Proceeding with that idea, initial investigations centered on defining conditions to best provide imine intermediate **1a**, since the *o*-phenylenediamine plus *o*-cyanobenzaldehyde going to imine reaction (see Scheme 1) is plagued by the imine undergoing cyclization to unwanted benzimidazole **2a**. As outlined in Table 3, we set out to address this question with optimization studies and we were pleased to find that the reaction run in THF under nitrogen led to an excellent conversion to imine **1a** (entry 3). Other solvent systems/conditions also produced **1a**, but together with variable amounts of benzimidazole **2a**.

Interestingly, DMF gave **1a** in high yield (Table 3, entry 4) and it was also the only solvent to promote subsequent annulation in the presence of added M⁺CN⁻ to afford **7a** in a one-pot protocol (see Table 4); other polar aprotic solvents, such as MeCN, HMPA, and DMSO, resulted in no detectable formation of **7a**. In addition, THF (the most efficient solvent for the formation of **1a**) with added M⁺CN⁻ gave only a trace amount of **7a**. In all cases, the only identified side product, together with unreacted starting materials, was benzimidazole **2a**.

In light of these one-pot two-step results, we also examined a two-pot method (Scheme 2). Here, performing step one (imineformation) in THF, concentration under vacuum, and

subsequent addition of NaCN in DMF delivered the targeted **7a** but the overall yield (28%) was comparable to the one-pot method (see Table 4, entry 6). The inescapable conclusion of these one- and two-pot *o*-phenylenediamines plus *o*-cyanobenzaldehyde going to isoquinolino[3,4-*b*]quinoxalines studies is that (i) imine **1** is reluctant to react with cyanide (leading to recovered starting materials upon workup; the major issue when reactions are run at room temperature) and (ii) there is unwanted benzimidazole formation (**1** → **2**; this becomes a significant issue when reactions are heated to 80 °C). Together, these two issues deter the effectiveness of **1** → **5** (Scheme 1), the key transformation required for isoquinolino[3,4-*b*]quinoxaline formation.

Finally, it is noteworthy that **7a** and **7b** are highly fluorescent, suggesting potential fluorophore applications. Despite their slight electronic differences, both **7a** and **7b** have $\lambda_{\text{max}}^{\text{excitation}}$ bands of 292, 392, and 414 nm that do not vary in the solvents examined (chloroform, acetonitrile, acetone, and ethanol; i.e., polar aprotic to polar protic solvents). Likewise, both isoquinolino[3,4-*b*]quinoxalines display similar emission profiles ranging from 430 to 460 nm, but these small changes do not result in a visual fluorescence change in the examined solvents. The UV-Vis and fluorescence spectra of **7a** and **7b** can be found in the accompanying [Supporting Information](#).

In summary, we have developed one-pot two-step routes to novel amino-functionalized benzo[4,5]imidazo[2,1-*a*]-isoquinolines as well as novel amino-functionalized isoquinolino[3,4-*b*]quinoxalines starting from the same substrates: *o*-phenylenediamines and *o*-cyanobenzaldehyde. The former proceeds via benzimidazole formation followed by *N*-alkylation/cyclization, whereas the latter involves nucleophilic addition of cyanide to the imine intermediate and subsequent annulation.

EXPERIMENTAL SECTION

General Methods.

All solvents and reagents were purchased from commercial suppliers and used without further purification. Analytical thin-layer chromatography was carried out on silica pre-coated glass plates (silica gel 60 F254, 0.25 mm thickness) and visualized with UV light at 254 nm. Flash chromatography was performed with 60 Å, 35–70 μm particle-size silica gel. Concentration refers to rotary evaporation under reduced pressure. ¹H NMR spectra were recorded on an NMR spectrometer operating at 600 MHz at ambient temperature with CDCl₃ or DMSO-*d*₆ as solvent. ¹³C NMR spectra were recorded on an NMR spectrometer operating at 150 MHz at ambient temperature with CDCl₃ or DMSO-*d*₆ as solvent. Data for ¹H NMR are recorded as follows: δ chemical shift (ppm), multiplicity (s, singlet; d, doublet; t, triplet; q, quartet; quint, quintet; sext, sextet; m, multiplet; br, broad), coupling constant (Hz), integration. Chemical shifts are reported in parts per million relative to CDCl₃ (¹H NMR: δ 7.26; ¹³C NMR: δ 77.16), DMSO-*d*₆ (¹H NMR, δ 2.50; ¹³C NMR, δ 39.52), or TMS (¹H NMR, δ 0.00). Infrared spectra were recorded on an FT-IR spectrometer (with a Platinum ATR attachment) with the major peaks listed. Melting points were recorded on an automated melting point system. Liquid chromatography/mass spectrometry (LC/MS) data were obtained to verify molecular mass and analyze purity of products. The specifications of the LC/MS instrument are as follows: electrospray (+) ionization, mass range of 100–1500

Da, 5 V cone voltage, C18 column (2.1 mm × 50 mm × 3.5 μm), gradient mobile phase consisting of acetonitrile, water, and 0.1% formic acid (FA) buffer, and a flow rate of 0.2 mL/min. High-resolution mass spectra were obtained on an orbitrap (ion trap) mass spectrometer equipped with an electrospray ionization source, operating in the positive or negative ion mode. Samples were introduced into the source via loop injection at a flow rate of 150 μL/min, in a solvent system of 1:1 acetonitrile:water with 0.1% formic acid. The spectra were externally calibrated using the standard calibration mixture, and then further calibrated internally to <2 ppm with the lock mass tool.

CCDC 1432428 (for **1a**; see Table 3) and CCDC 1432427 (for **4a**; see Table 1) contain the supplementary crystallographic data for this paper. These data can be obtained free of charge from The Cambridge Crystallographic Data Centre via www.ccdc.cam.ac.uk/data_request/cif.

(E)-2-(((2-Aminophenyl)imino)methyl)benzotrile (1a).—*o*-Phenylenediamine (1 mmol, 108 mg) and *o*-cyanobenzaldehyde (1 mmol, 131 mg) were dissolved in THF (500 μL) at room temperature under N₂. After 30 min, an orange precipitate was formed, and stirring was continued until reaction was judged complete by thin-layer chromatography (TLC). The resulting solid was collected by filtration and washed with minimal amounts of cold THF to afford **1a** (216 mg, 98%) as a yellow solid. Mp: 108–109 °C. IR (neat): ν_{\max} = 3451, 3348, 2223, 1602, 1491, 1322, 1261, 1152, 963, 766, 742 cm⁻¹. ¹H NMR (600 MHz, DMSO-*d*₆): δ = 8.85 (s, 1H), 8.12 (d, *J* = 7.6 Hz, 1H), 7.95 (d, *J* = 7.6 Hz, 1H), 7.81 (t, *J* = 7.6 Hz, 1h), 7.63 (t, *J* = 7.6 Hz, 1h), 7.31 (d, *J* = 7.6 Hz, 1H), 7.05 (t, *J* = 7.6 Hz, 1h), 6.79 (d, *J* = 7.6 Hz, 1h), 6.59 (t, *J* = 7.6 Hz, 1H), 5.50 (s, 2H). ¹³C NMR (151 MHz, DMSO-*d*₆): δ = 151.3, 145.4, 138.2, 134.7, 133.3, 133.1, 130.8, 130.7, 129.1, 118.9, 116.7, 116.0, 115.1, 109.1. HRMS calcd for [C₁₄H₁₁N₃ + H]⁺: 222.1031, found 222.1014.

2-(1H-Benzo[d]imidazol-2-yl)benzotrile (2a).—*o*-Phenylenediamine (1 mmol, 108 mg), *o*-cyanobenzaldehyde (1 mmol, 131 mg), and KI (1 mmol, 166 mg) were dissolved in DMF (10 mL) and the mixture stirred at 80 °C in an open flask for 22–24 h. Upon completion and cooling to room temperature, water (30 mL) was added, and the reaction mixture was extracted with ethyl acetate (3 × 100 mL). The combined organics were washed with brine, dried over sodium sulfate, and concentrated in vacuo. The crude material was purified by flash chromatography (gradient 25–50% EtOAc/hexane) to afford **2a** as a white solid (190 mg, 87% yield). Mp: 255–256 °C. IR (neat): ν_{\max} = 3062, 2677, 2226, 1621, 1455, 1433, 1401, 1371, 1316, 1284, 1229, 1137, 1080, 1007, 972, 765, 745 cm⁻¹. ¹H NMR (600 MHz, DMSO-*d*₆): δ = 10.35 (s, 1H), 8.59 (d, *J* = 7.7 Hz, 1H), 7.84 (d, *J* = 7.7 Hz, 1H), 7.79 (d, *J* = 7.7 Hz, 1H), 7.77 (t, *J* = 7.7 Hz, 1h), 7.56 (m, 2H), 7.34 (m, 2H). ¹³C NMR (151 MHz, DMSO-*d*₆): δ = 151.3, 145.4, 138.2, 134.7, 133.3, 133.1, 130.8, 130.7, 129.1, 118.9, 116.7, 116.0, 115.1, 109.1. HRMS calcd for [C₁₄H₉N₃ + H]⁺: 220.0875, found 220.0858.

Ethyl 5-Aminobenzo[4,5]imidazo[2,1-a]isoquinoline-6-carboxylate (4a).—Benzo[*d*]imidazole **2a** (1 mmol, 219 mg) was dissolved in DMF (10 mL) containing potassium carbonate (2 mmol, 276 mg) and ethyl 2-bromoacetate (1.2 mmol, 200 mg); the resulting mixture was stirred at 80 °C for 24 h. Upon completion, water (30 mL) was added to the cooled mixture, which was subsequently extracted with ethyl acetate (3 × 100 mL).

The combined organics were washed with brine, dried over sodium sulfate, and concentrated in vacuo. The resulting crude material was purified by column chromatography and subsequent recrystallization from ethanol afforded **4a** (200 mg, 66%) as a yellow solid. Mp: 182–183 °C (recrystallized in EtOH). IR(neat): $\nu_{\text{max}} = 3420, 3288, 2985, 1682, 1634, 1617, 1542, 1512, 1451, 1361, 1250, 1189, 1094, 1024, 753 \text{ cm}^{-1}$. $^1\text{H NMR}$ (600 MHz, CDQ3): $\delta = 8.81$ (d, $J = 8.0$ Hz, 1H), 7.93 (d, $J = 8.0$ Hz, 1H), 7.79 (d, $J = 8.0$ Hz, 1H), 7.71 (t, $J = 7.5$ Hz, 1H), 7.61 (t, $J = 7.5$ Hz, 1H), 7.53 (d, $J = 8.0$ Hz, 1H), 7.39 (t, $J = 7.5$ Hz, 1H), 7.28 (d, $J = 7.5$ Hz, 1H), 6.07 (s, 2H), 4.51 (q, $J = 7.2$ Hz, 2H), 1.34 (t, $J = 7.2$ Hz, 3H). $^{13}\text{C NMR}$ (151 MHz, CDQ3): $\delta = 163.8, 144.9, 143.7, 139.6, 132.4, 131.0, 130.0, 126.1, 126.0, 125.7, 123.5, 122.1, 121.2, 119.8, 114.6, 105.0, 61.5, 14.4$. HRMS calcd for $[\text{C}_{18}\text{H}_{15}\text{N}_3\text{O}_2 + \text{H}]^+$: 306.1243, found 306.1231.

Benzo[4,5]imidazo[2,1-a]isoquinolines (4a-e). General Procedure A.—The appropriate α -phenylenediamine (1 mmol), α -cyanobenzaldehyde (1 mmol, 131 mg), and KI (1 mmol, 166 mg) were dissolved in DMF (10 mL) and stirred at 80 °C in an open flask for 22–24 h. Potassium carbonate (2 mmol, 276 mg) and the appropriate alkylating agent ($\text{R}^2\text{CH}_2\text{Br}$; 1.2 mmol) were added to the reaction vessel, the contents were sealed, and the mixture was heated at 80 °C for 24 h. Upon completion and cooling, water (30 mL) was added, and the reaction mixture was extracted with ethyl acetate (3×100 mL). The combined organics were then washed with brine, dried over sodium sulfate, and concentrated in vacuo. The resulting crude material was purified by column chromatography and the resulting product was recrystallized from ethanol to afford **4a-e**.

Ethyl 5-Aminobenzo[4,5]imidazo[2,1-a]isoquinoline-6-carboxylate (4a).—

Prepared according to general procedure A. The crude material was purified by flash chromatography (2.5% MeOH/DCM) to afford **4a** as a yellow solid (200 mg, 66% yield); see spectral data listed above.

(5-Aminobenzo[4,5]imidazo[2,1-a]isoquinolin-6-yl)-phenylmethanone (4b).—

Prepared according to general procedure A. The crude material was purified by flash chromatography (2.5% MeOH/DCM) to afford **4b** as an orange solid (236 mg, 70% yield). Mp: 263–264 °C (recrystallized in EtOH). IR (neat): $\nu_{\text{max}} = 3284, 3156, 1625, 1607, 1563, 1535, 1455, 1344, 1299, 1251, 1070, 923, 906, 846, 771, 733, 684 \text{ cm}^{-1}$. $^1\text{H NMR}$ (600 MHz, DMSO- d_6): $\delta = 8.94$ (d, $J = 8.0$ Hz, 1H), 7.96 (d, $J = 8.0$ Hz, 1H), 7.86 (m, 2H), 7.80 (t, $J = 8.0$ Hz, 1H), 7.55 (m, 2H), 7.37 (t, $J = 7.5$ Hz, 1H), 7.22 (m, 3H), 7.04 (d, $J = 7.5$ Hz, 1H), 6.93 (t, $J = 8.0$ Hz, 1H), 6.12 (s, 2H). $^{13}\text{C NMR}$ (151 MHz, DMSO- d_6): $\delta = 187.3, 143.5, 143.1, 139.3, 138.3, 132.6, 131.2, 131.0, 130.3, 128.8, 128.5, 125.8, 125.3, 125.2, 124.3, 122.8, 121.1, 119.3, 113.0, 109.5$. HRMS calcd for $[\text{C}_{22}\text{H}_{15}\text{N}_3\text{O} + \text{H}]^+$: 338.1293, found 338.1285.

Ethyl 5-Amino-9,10-dimethylbenzo[4,5]imidazo[2,1-a]isoquinoline-6-carboxylate (4c).—

Prepared according to general procedure A. The crude material was purified by flash chromatography (2.5% MeOH/DCM) to afford **4c** as a yellow solid (183 mg, 55% yield). Mp: 217–218 °C (recrystallized in EtOH). IR (neat): $\nu_{\text{max}} = 3408, 3286, 3167, 2981, 2914, 1682, 1622, 1582, 1543, 1511, 1455, 1363, 1292, 1246, 1185, 1156,$

1082, 1024, 895, 844, 757, 684 cm^{-1} . ^1H NMR (600 MHz, CDCl_3): δ = 8.78 (d, J = 8.0 Hz, 1H), 7.79 (d, J = 8.0 Hz, 1H), 7.74–7.64 (m, 2H), 7.59 (t, J = 8.0 Hz, 1H), 7.30 (s, 1H), 6.02 (s, 2h), 4.51 (q, J = 7.2 Hz, 2H), 2.43 (s, 6H), 1.37 (t, J = 7.2 Hz, 3H). ^{13}C NMR (151 MHz, CDCl_3): δ = 164.0, 144.4, 142.4, 139.3, 132.6, 131.0, 130.9, 130.3, 129.6, 126.4, 125.8, 125.4, 122.0, 119.7, 114.7, 105.3, 61.4, 21.0, 20.6, 14.4. HRMS calcd for $[\text{C}_{20}\text{H}_{19}\text{N}_3\text{O}_2 + \text{H}]^+$: 334.1556, found 334.1543.

(5-Amino-9,10-dimethylbenzo[4,5]imidazo[2,1-a]isoquinolin-6-yl)phenylmethanone (4d).—Prepared according to general procedure A. The crude

material was purified by flash chromatography (gradient 3050% EtOAc/hexane) to afford product **4d** as a red solid (180 mg, 46% yield). Mp: 220–221 °C (recrystallized in EtOH). IR (neat): ν_{max} = 3283, 3155, 1627, 1565, 1537, 1448, 1343, 1290, 1248, 1176, 1090, 983, 913, 892, 829, 768, 714, 691 cm^{-1} . ^1H NMR (600 MHz, CDCl_3): δ = 8.87 (d, J = 8.0 Hz, 1H), 7.91 (d, J = 8.0 Hz, 1H), 7.78 (t, J = 8.0 Hz, 1H), 7.68 (ddd, J = 8.0, 7.5, 1.4 Hz, 1H), 7.57 (s, 1H), 7.54 (d, J = 7.5 Hz, 2h), 7.35 (td, J = 7.5, 1.4 Hz, 1H), 7.20 (t, J = 7.5 Hz, 2H), 6.76 (s, 1H), 6.10 (s, 2H), 2.27 (s, 3H), 2.06 (s, 3H). ^{13}C NMR (151 MHz, CDCl_3): δ = 188.6, 143.7, 142.2, 138.4, 137.9, 132.8, 132.6, 131.1, 131.0, 130.1, 129.9, 128.9, 128.8, 126.3, 125.9, 125.6, 122.4, 119.5, 113.8, 113.7, 20.5, 20.4. HRMS calcd for $[\text{C}_{21}\text{H}_{19}\text{N}_3\text{O} + \text{H}]^+$: 366.1606, found 366.1593.

Ethyl 5-Aminonaphtho[2',3':4,5]imidazo[2,1-a]isoquinoline-6-carboxylate (4e).

—Prepared according to general procedure A. The crude material was purified by flash chromatography (10% MeOH/DCM) to afford product **4e** as a yellowish tan solid (114 mg, 30% yield). Mp: 217.1–218.6 °C. IR (neat): ν_{max} = 3282, 3166, 3132, 2200, 2138, 2066, 1666 cm^{-1} . ^1H NMR (600 MHz, CDCl_3): δ = 8.93 (d, J = 9.87 Hz, 1H), 8.40 (s, 1H), 8.05 (d, J = 8.63 Hz, 1H), 7.96 (m, 2H), 7.88 (d, J = 8.88 Hz, 1H), 7.82 (t, J = 15.05, 7.65 Hz, 1H), 7.77 (t, J = 15.29, 7.65 Hz, 1H), 7.44 (m, 2H), 6.05 (bs, 2H), 4.58 (q, J = 21.84, 7.85, 7.59 Hz, 2H), 1.35 (t, J = 14.17, 7.33 Hz, 3h). ^{13}C NMR (150 MHz, CDCl_3): δ = 163.7, 148.3, 143.5, 139.1, 132.9, 131.1, 130.9, 130.7, 129.1, 128.1, 127.9, 126.7, 126.6, 126.0, 124.0, 123.9, 122.0, 116.0, 110.9, 105.4, 61.5, 14.3. HRMS calcd for $[\text{C}_{22}\text{H}_{17}\text{N}_3\text{O}_2 + \text{H}]^+$: 356.1394, found 356.1399.

Isoquinolino[3,4-b]quinoxalin-5-amine (7a). One-Pot Protocol.—*o*-

Phenylenediamine (1 mmol, 108 mg) and *o*-cyanobenzaldehyde (1 mmol, 131 mg) were dissolved in THF (500 μL) at room temperature. After 30 min, a precipitate was formed, and stirring was continued until the reaction was judged complete by TLC. To this reaction mixture was added sodium cyanide (1.1 mmol, 54 mg) in DMF (10 mL), and the resulting mixture was stirred overnight at room temperature. Water (10 mL) was added to the reaction flask to afford a yellow precipitate, which was collected by filtration and washed with cold chloroform to afford **7a** (91 mg, 37%) as a yellow solid: mp Mp: >400 °C. IR (neat): ν_{max} = 3348, 3127, 2742, 1666, 1607, 1589, 1513, 1477, 1451, 1431, 1399, 1360, 1234, 1150, 1017, 913, 753 cm^{-1} . ^1H NMR (600 MHz, $\text{DMSO}-d_6$): δ = 9.10 (dd, J = 8.0, 1.3 Hz, 1H), 8.47 (d, J = 8.0 Hz, 1H), 8.17 (dd, J = 8.0, 1.3 Hz, 1H), 8.09 (s, 2H), 8.03–7.97 (m, 2H), 7.93 (td, J = 7.7, 1.3 Hz, 1H), 7.80 (ddd, J = 8.0, 6.6, 1.4 Hz, 1H), 7.72 (ddd, J = 8.0, 6.6, 1.4 Hz, 1h). ^{13}C NMR (151 MHz, $\text{DMSO}-d_6$): δ = 159.2, 149.7, 143.1, 138.5,

136.1.133.1.131.5.130.5.129.7.128.5.127.7.127.0.124.4.124.2.122.2, HRMS calcd for $[C_{15}H_{10}N_4 + H]^+$: 247.0984, found 247.0965.

9,10-Dimethylisoquinolino[3,4-b]quinoxalin-5-amine (7b). One-Pot Protocol.—

4,5-Dimethylbenzene-1,2-diamine (1 mmol, 136 mg) and *o*-cyanobenzaldehyde (1 mmol, 131 mg) were dissolved in THF (500 μ L) at room temperature. After 30 min, a precipitate was formed, and stirring was continued until the reaction was judged to be complete by TLC. To this reaction mixture was added sodium cyanide (1.1 mmol, 54 mg) in DMF (10 mL) and the resulting mixture was stirred overnight at room temperature. Water (10 mL) was added to the reaction flask to afford a yellow precipitate, which was collected by filtration and washed with cold chloroform to afford **7b** (82 mg, 30%) as a yellow solid: mp 333–334 °C. IR (neat): ν_{\max} = 3506, 3403, 3314, 3174, 1640, 1617, 1585, 1517, 1446, 1408, 1358, 1214, 1004, 869, 767, 729, 674 cm^{-1} . ^1H NMR (600 MHz, DMSO- d_6): δ = 9.03 (d, J = 8.0 Hz, 1H), 8.44 (d, J = 8.0 Hz, 1H), 8.09–7.93 (m, 3H), 7.91–7.85 (m, 2H), 7.75 (s, 1H), 2.46 (s, 6H). ^{13}C NMR (151 MHz, DMSO- d_6): δ = 158.9, 149.1, 142.2, 140.6.138.0.137.6.135.2.133.6.131.8.130.4.127.6.126.7.124.7.124.2, 122.0, 20.1, 19.8. HRMS calcd for $[C_{17}H_{14}N_4 + H]^+$: 275.1297; found 275.1281.

Isoquinolino[3,4-b]quinoxalin-5-amine (7a). Two-Step Protocol.—

o-Phenylenediamine (1 mmol, 108 mg) and *o*-cyanobenzaldehyde (1 mmol, 131 mg) were dissolved in THF (500 μ L) at room temperature. After 30 min, a precipitate was formed, and stirring was continued until the reaction was judged complete by TLC. THF was removed in vacuo resulting in an orange oil. To this oil was added sodium cyanide (1.1 mmol, 54 mg) in DMF (10 mL), and the resulting mixture was stirred overnight at room temperature. Water (10 mL) was added to the reaction flask to afford a yellow precipitate, which was collected by filtration and washed with cold chloroform to obtain **7a** (69 mg, 28%): see the spectral data above.

9,10-Dimethylisoquinolino[3,4-b]quinoxalin-5-amine (7b). Two-Step Protocol.—

4,5-Dimethylbenzene-1,2-diamine (1 mmol, 136 mg) and *o*-cyanobenzaldehyde (1 mmol, 131 mg) were dissolved in THF (500 μ L) at room temperature. After 30 min, a precipitate formed, and stirring was continued until the reaction was judged complete by TLC. THF was removed in vacuo resulting in an orange oil. To this oil was added sodium cyanide (1.1 mmol, 54 mg) in DMF (10 mL), and the resulting mixture was stirred overnight at room temperature. Water (10 mL) was added to the reaction flask to afford an off-yellow/orange precipitate, which was collected by filtration and washed with cold chloroform to afford **7b** (82 mg, 30%) as a yellow-brown solid: see the spectral data above.

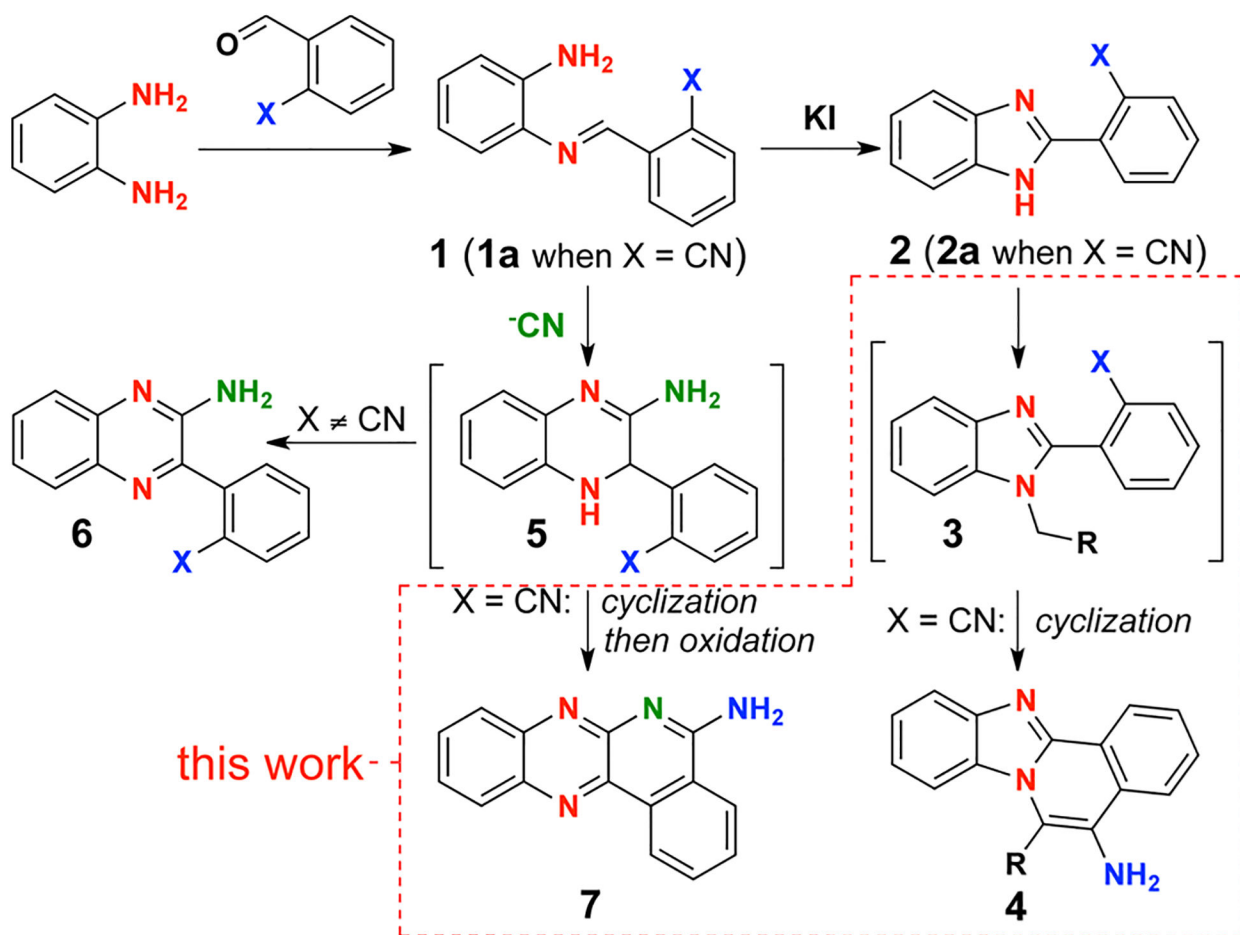
ACKNOWLEDGMENTS

Financial support provided by the National Institutes of Health (DK072517 and GM089153) and the National Science Foundation (CHE-080444; for the dual source X-ray diffractometer).

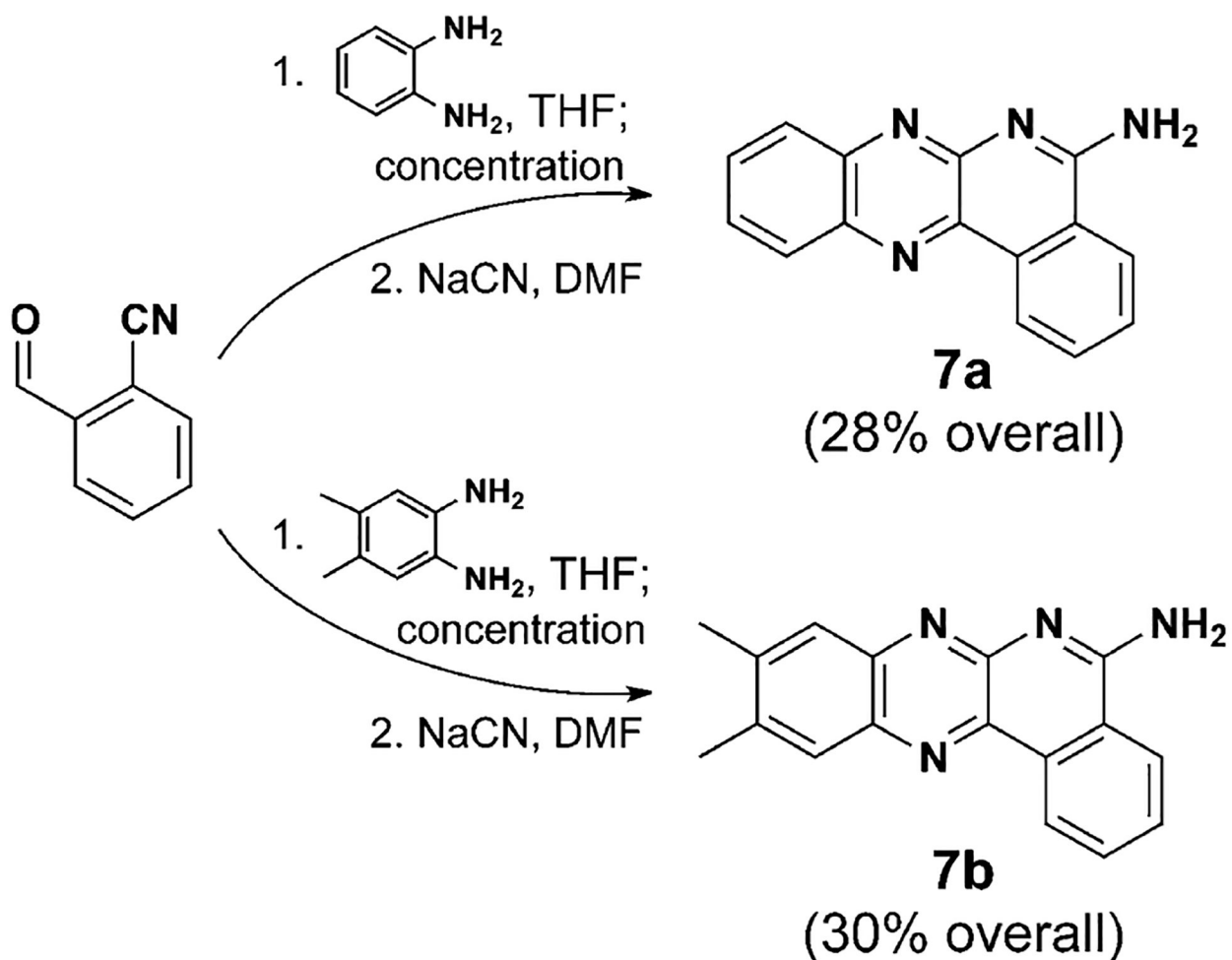
REFERENCES

- (1). See: Top 100 Selling Drugs of 2013 (<http://www.medscape.com/viewarticle/820011>).

- (2). (a)Walters WP; Namchuk M *Nat. Rev. Drug Discovery* 2003, 2, 259. [PubMed: 12669025] (b)Tan DS *Nat. Chem. Biol* 2005,1, 74. [PubMed: 16408003] (c)Shoichet BK *Nat. Chem. Biol* 2014, 10,244. [PubMed: 24643239]
- (3). For reviews, see:(a)Oh S; Park S-B *Chem. Commun* 2011, 47, 12754.(b)Kodadek T *Chem. Commun* 2011, 47, 9757.
- (4). For reviews, see:(a)Tietze LF *Chem. Rev* 1996, 96, 115. [PubMed: 11848746] (b)Sunderhaus JD; Martin SF *Chem. - Eur. J* 2009, 15, 1300. [PubMed: 19132705] (c)Baumann M; Baxendale IR *J. Org. Chem* 2015, 80, 10806. [PubMed: 26477591] (d)Saha P; Biswas A; Molleti N; Singh VK *J. Org. Chem* 2015, 80, 11115. [PubMed: 26470031] (e)Yang C; Xu Z-L; Shao H; Mou X-Q; Wang J; Wang S-H *Org. Lett* 2015,17, 5288. [PubMed: 26465205] (f)Laha JK; Dayal N *Org. Lett* 2015,17, 4742. [PubMed: 26402033]
- (5). For representative publications, see:(a)Knapp JM; Zhu JS; Tantillo DJ; Kurth MJ *Angew. Chem. Int. Ed* 2012, 51, 10588.(b)Conrad WE; Rodriguez KX; Nguyen HH; Fettinger JC; Haddadin MJ; Kurth MJ *Org. Lett* 2012, 14, 3870. [PubMed: 22823414] (c)Nguyen HH; Palazzo TA; Kurth MJ *Org. Lett* 2013, 15, 4492. [PubMed: 23961714] (d)Liu K; Zhu C; Min J; Peng S; Xu G; Sun J *Angew. Chem. Int. Ed* 2015,54, 12962.(e)Hao W; Huang J; Jie S; Cai M *Eur. J. Org. Chem* 2015, 2015, 6655.
- (6). (a)El-Hawash SAM; Badawey E-SAM; Kappe T *Pharmazie* 1999, 54, 341. [PubMed: 10368827] (b)Rida SM; El-Hawash SAM; Fahmy HTY; Hazzaa AA; El-Meligy MM *Arch. Pharmacol Res.* 2006, 29, 826.(c)Burke PJ; Wong LC; Jenkins TC; Knox RJ; Stanforth SP *Bioorg. Med. Chem. Lett* 2011, 21, 7447. [PubMed: 22074961] (d)Mathew B; Srivastava S; Ross LJ; Suling WJ; White EL; Woolhiser LK; Lenaerts AJ; Reynolds RC *Bioorg. Med. Chem* 2011, 19, 7120. [PubMed: 22024272] (e)Houlihan WJ; Munder PG; Handley DA; Cheon SH; Parrino VA *J. Med. Chem* 1995, 38, 234. [PubMed: 7830265] (f)Kang S; Kim RY; Seo MJ; Lee S; Kim YM; Seo M; Seo JJ; Ko Y; Choi I; Jang J; Nam J; Park S; Kang H; Kim HJ; Kim J; Ahn S; Pethe K; Nam K; No Z; Kim JJ *Med. Chem* 2014, 57, 5293.(g)Temple C Jr.; Rose JD; Elliott RD; Montgomery JA *J. Med. Chem* 1970, 13, 853. [PubMed: 5458369]
- (7). Osdene TS; Timmis GM *J. Chem. Soc* 1955, 4349.
- (8). (a)Peng J; Shang G; Chen C; Miao Z; Li BJ *Org. Chem* 2013, 78, 1242.(b)Sun M; Wu H; Zheng J; Bao W *Adv. Synth. Catal* 2012, 354, 835.(c)Reddy VP; Iwasaki T; Kambe N *Org. Biomol. Chem* 2013, 11, 2249. [PubMed: 23446730] (d)Liubchak K; Nazarenko K; Tolmachev A *Tetrahedron* 2012, 68, 2993.(e)Okamoto N; Sakurai K; Ishikura M; Takeda K; Yanada R *Tetrahedron Lett* 2009, 50, 4167.(f)Deady LW; Rodemann T; Finlay GJ; Baguley BC; Denny WA *Anti-Cancer Drug Des* 2001, 15, 339.Related pyrido[1,2-a]benzimidazole, see:(g)He Y; Huang J; Liang D; Liu L; Zhu Q *Chem. Commun* 2013, 49, 7352.For related pyrido[1,2-a] benzimidazoles, see: (h)Wang H; Wang Y; Peng C; Zhang J; Zhu Q *J. Am. Chem. Soc* 2010, 132, 13217. [PubMed: 20822153]
- (9). (a)Garrett CE; Prasad K *Adv. Synth. Catal* 2004, 346, 889900.(b)Rosso VW; Lust DA; Bernot PJ; Grosso JA; Modi SP; Rusowicz A; Sedergran TC; Simpson JH; Srivastava SK; Humora MJ; Anderson NG *Org. Process Res. Dev* 1997, 1, 311.
- (10). (a)Lee Y-S; Cho Y-H; Lee S-J; Bin J-K; Yang J-H; Chae G-S; Cheon C-H *Tetrahedron* 2015, 71, 532.(b)Zhang C; Zhang L; Jiao N *Green Chem* 2012, 14, 3273.
- (11). (a)Johnston D; Smith DM; Shepherd T; Thompson DJ *Chem. Soc. Perkin Trans. 1* 1987, 3, 495. (b)Cho Y-H; Kim K-H; Cheon C-H *J. Org. Chem* 2014, 79, 901.
- (12). Compound 3a crystallized in the monoclinic space group P21/C with a final R1 value of 4.59%. Note the slight occupancy disorder due to the degrees of freedom of the ethyl chain of the carboxylate moiety.



Scheme 1. Synthetic Strategies toward Benzo[4,5]imidazo[2,1-*a*]isoquinolines and Isoquinolino[3,4-*b*]quinoxalines



Scheme 2.
Two-Pot Synthetic Route to Isoquinolino[3,4-*b*]quinoxaline **7a** and **7b**

Table 1.

Optimization Studies: Tandem Process of 2a→4a



entry	solvent	base	temp (°C)	yield ^a (%)
1	acetone	NaH	0	NR ^b
2	THF	NaH	0	NR ^b
3	acetone	K ₂ CO ₃	80	<10
4	DMF	K ₂ CO ₃	80	54

^aYield reported is the overall yield of 4a from 2a.^bNR denotes no reaction occurred

Table 2.

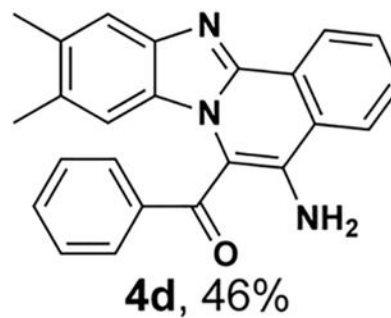
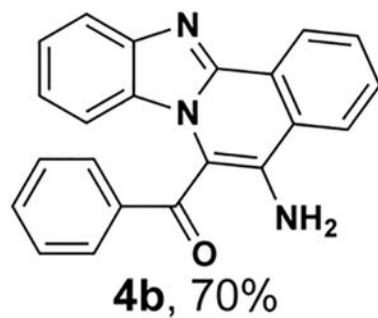
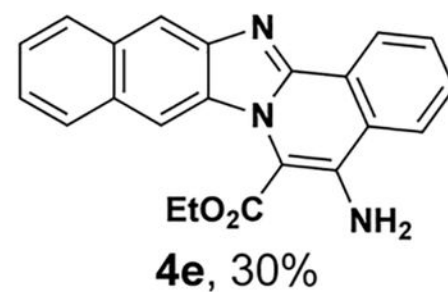
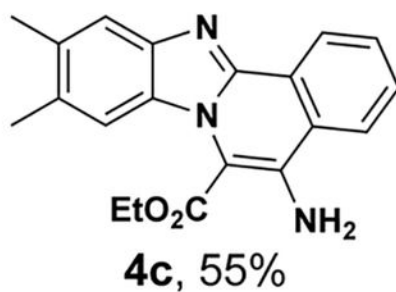
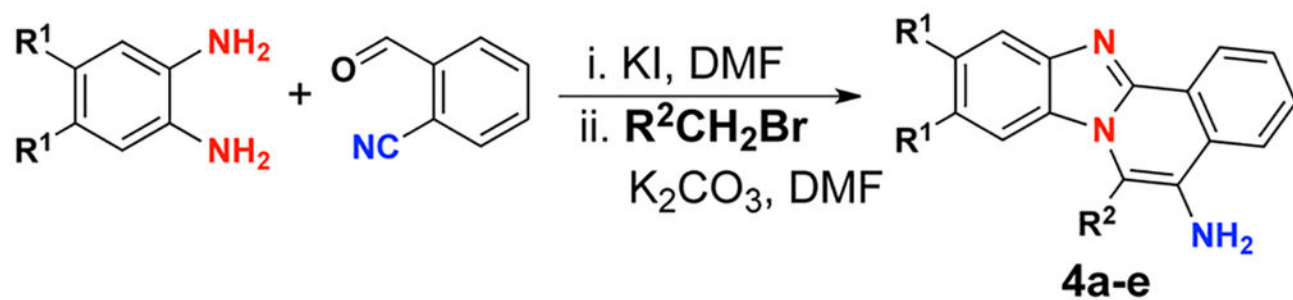
Substrate Scope: One-Pot Route to Benzo[4,5]imidazo[2,1-*a*]isoquinolin-5-amines^a^aIsolated yields. Products characterized by 1H , ^{13}C NMR, IR, and HRMS.

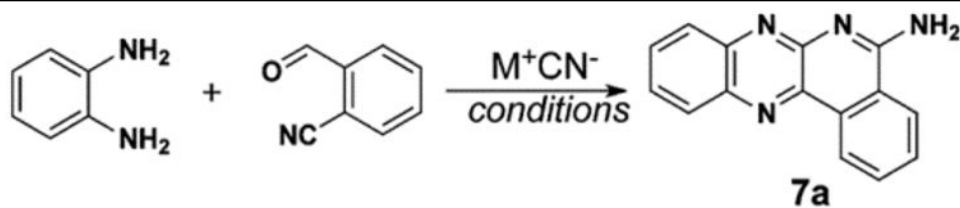
Table 3.

Iminoaniline Optimization Studies



entry	solvent	conditions	yield (%)
1	MeOH	rt	63
2	DCM	rt	51
3	THF	rt/N ₂	98
4	DMF	rt	90
5	MeCN	rt	15
6	THF	rt/open air	58

Table 4.

One-Pot Isoquinolino[3,4-*b*]quinoxaline (7a) Optimization Studies

entry	M ⁺ CN ⁻	solvent	conditions ^a	yield ^b (%)
1	KCN	DMF	under N ₂ /NaCl	15
2	KCN	DMF	under N ₂ /18-crown-6	28
3	KCN	DMF	under N ₂ /none	31
4	KCN	MeCN	under N ₂ /none	0
5	NaCN	DMF	under N ₂ /none	37
6	NaCN	DMF	open air/none	36
7	NaCN	MeCN	under N ₂ /none	0
8	NaCN	HMPA	under N ₂ /none	0
9	NaCN	DMSO	under N ₂ /none	0
10	NaCN	THF	under N ₂ /Bu ₄ NCl	trace ^c

^aConditions: under N₂ or open to the air/additive.^bOverall yield.^cTrace; determined by LCMS of the crude reaction.