

UC Irvine

UC Irvine Previously Published Works

Title

Search for active-sterile neutrino mixing using neutral-current interactions in NOvA

Permalink

<https://escholarship.org/uc/item/6z18q1mn>

Journal

Physical Review D, 96(7)

ISSN

2470-0010

Authors

Adamson, P

Aliaga, L

Ambrose, D

et al.

Publication Date

2017-10-01

DOI

10.1103/physrevd.96.072006

Copyright Information

This work is made available under the terms of a Creative Commons Attribution License, available at <https://creativecommons.org/licenses/by/4.0/>

Peer reviewed

Search for active-sterile neutrino mixing using neutral-current interactions in NOvA

P. Adamson,¹¹ L. Aliaga,¹¹ D. Ambrose,²⁶ N. Anfimov,²² A. Antoshkin,^{22,26} E. Arrieta-Diaz,³¹ K. Augsten,⁹ A. Aurisano,⁶ C. Backhouse,⁴ M. Baird,^{33,17} B. A. Bambah,¹⁵ K. Bays,⁴ B. Behera,¹⁶ S. Bending,³⁷ R. Bernstein,¹¹ V. Bhatnagar,²⁷ B. Bhuyan,¹³ J. Bian,^{20,26} T. Blackburn,³³ A. Bolshakova,²² C. Bromberg,²⁴ J. Brown,²⁶ G. Brunetti,¹¹ N. Buchanan,⁸ A. Butkevich,¹⁸ V. Bychkov,²⁶ M. Campbell,³⁷ E. Catano-Mur,¹⁹ S. Childress,¹¹ B. C. Choudhary,¹⁰ B. Chowdhury,²⁹ T. E. Coan,³¹ J. A. B. Coelho,³⁶ M. Colo,⁴⁰ J. Cooper,¹¹ L. Corwin,³⁰ L. Cremonesi,³⁷ D. Cronin-Hennessy,²⁶ G. S. Davies,¹⁷ J. P. Davies,³³ P. F. Derwent,¹¹ R. Dharmapalan,¹ P. Ding,¹¹ Z. Djuric,¹ E. C. Dukes,³⁸ H. Duyang,²⁹ S. Edayath,⁷ R. Ehrlich,³⁸ G. J. Feldman,¹⁴ M. J. Frank,^{28,38} M. Gabrielyan,²⁶ H. R. Gallagher,³⁶ S. Germani,³⁷ T. Ghosh,¹² A. Giri,¹⁶ R. A. Gomes,¹² M. C. Goodman,¹ V. Grichine,²³ M. Groh,¹⁷ R. Group,³⁸ D. Grover,³ B. Guo,²⁹ A. Habig,²⁵ J. Hartnell,³³ R. Hatcher,¹¹ A. Hatzikoutelis,³⁴ K. Heller,²⁶ A. Himmel,¹¹ A. Holin,³⁷ B. Howard,¹⁷ J. Hylen,¹¹ F. Jediny,⁹ M. Judah,⁸ G. K. Kafka,¹⁴ D. Kalra,²⁷ S. M. S. Kasahara,²⁶ S. Kasetti,¹⁵ R. Keloth,⁷ L. Kolupaeva,²² S. Kotelnikov,²³ I. Kourbanis,¹¹ A. Kreymer,¹¹ A. Kumar,²⁷ S. Kurbanov,³⁸ T. Lackey,¹⁷ K. Lang,³⁵ W. M. Lee,^{11,*} S. Lin,⁸ M. Lokajicek,² J. Lozier,⁴ S. Luchuk,¹⁸ K. Maan,²⁷ S. Magill,¹ W. A. Mann,³⁶ M. L. Marshak,²⁶ K. Matera,¹¹ V. Matveev,¹⁸ D. P. Méndez,³³ M. D. Messier,¹⁷ H. Meyer,³⁹ T. Miao,¹¹ W. H. Miller,²⁶ S. R. Mishra,²⁹ R. Mohanta,¹⁵ A. Moren,²⁵ L. Muallem,⁴ M. Muether,³⁹ S. Mufson,¹⁷ R. Murphy,¹⁷ J. Musser,¹⁷ J. K. Nelson,⁴⁰ R. Nichol,³⁷ E. Niner,¹¹ A. Norman,¹¹ T. Nosek,⁵ Y. Oksuzian,³⁸ A. Olshevskiy,²² T. Olson,³⁶ J. Paley,¹¹ R. B. Patterson,⁴ G. Pawloski,²⁶ D. Pershey,⁴ O. Petrova,²² R. Petti,²⁹ S. Phan-Budd,⁴¹ R. K. Plunkett,¹¹ R. Poling,²⁶ B. Potukuchi,²¹ C. Principato,³⁸ F. Psihas,¹⁷ A. Radovic,⁴⁰ R. A. Rameika,¹¹ B. Rebel,¹¹ B. Reed,³⁰ D. Rocco,²⁶ P. Rojas,⁸ V. Ryabov,²³ K. Sachdev,¹¹ P. Sail,³⁵ O. Samoylov,²² M. C. Sanchez,¹⁹ R. Schroeter,¹⁴ J. Sepulveda-Quiroz,¹⁹ P. Shanahan,¹¹ A. Sheshukov,²² J. Singh,²⁷ J. Singh,²¹ P. Singh,¹⁰ V. Singh,³ J. Smolik,⁹ N. Solomey,³⁹ E. Song,³⁸ A. Sousa,⁶ K. Soustruznik,⁵ M. Strait,²⁶ L. Suter,^{1,11} R. L. Talaga,¹ P. Tas,⁵ R. B. Thayyullathil,⁷ J. Thomas,³⁷ X. Tian,²⁹ S. C. Tognini,¹² J. Tripathi,²⁷ A. Tsaris,¹¹ J. Urheim,¹⁷ P. Vahle,⁴⁰ J. Vasel,¹⁷ L. Vinton,³³ A. Vold,²⁶ T. Vrba,⁹ B. Wang,³¹ M. Wetstein,¹⁹ D. Whittington,¹⁷ S. G. Wojcicki,³² J. Wolcott,³⁶ N. Yadav,¹³ S. Yang,⁶ J. Zalesak,² B. Zamorano,³³ and R. Zwaska¹¹

(The NOvA Collaboration)

¹Argonne National Laboratory, Argonne, Illinois 60439, USA²Institute of Physics, The Czech Academy of Sciences, 182 21 Prague, Czech Republic³Department of Physics, Institute of Science, Banaras Hindu University, Varanasi, 221 005, India⁴California Institute of Technology, Pasadena, California 91125, USA⁵Charles University, Faculty of Mathematics and Physics, Institute of Particle and Nuclear Physics, Prague, Czech Republic⁶Department of Physics, University of Cincinnati, Cincinnati, Ohio 45221, USA⁷Department of Physics, Cochin University of Science and Technology, Kochi 682 022, India⁸Department of Physics, Colorado State University, Fort Collins, CO 80523-1875, USA⁹Czech Technical University in Prague, Brehova 7, 115 19 Prague 1, Czech Republic¹⁰Department of Physics and Astrophysics, University of Delhi, Delhi 110007, India¹¹Fermi National Accelerator Laboratory, Batavia, Illinois 60510, USA¹²Instituto de Física, Universidade Federal de Goiás, Goiânia, Goiás, 74690-900, Brazil¹³Department of Physics, IIT Guwahati, Guwahati, 781 039, India¹⁴Department of Physics, Harvard University, Cambridge, Massachusetts 02138, USA¹⁵School of Physics, University of Hyderabad, Hyderabad, 500 046, India¹⁶Department of Physics, IIT Hyderabad, Hyderabad, 502 205, India¹⁷Indiana University, Bloomington, Indiana 47405, USA¹⁸Inst. for Nuclear Research of Russia, Academy of Sciences 7a, 60th October Anniversary prospect, Moscow 117312, Russia¹⁹Department of Physics and Astronomy, Iowa State University, Ames, Iowa 50011, USA²⁰Department of Physics and Astronomy, University of California at Irvine, Irvine, California 92697, USA²¹Department of Physics and Electronics, University of Jammu, Jammu Tawi, 180 006, Jammu and Kashmir, India²²Joint Institute for Nuclear Research, Dubna, Moscow region 141980, Russia²³Nuclear Physics Department, Lebedev Physical Institute, Leninsky Prospect 53, 119991 Moscow, Russia²⁴Department of Physics and Astronomy, Michigan State University, East Lansing, Michigan 48824, USA²⁵Department of Physics and Astronomy, University of Minnesota Duluth, Duluth, Minnesota 55812, USA²⁶School of Physics and Astronomy, University of Minnesota Twin Cities, Minneapolis, Minnesota 55455, USA²⁷Department of Physics, Panjab University, Chandigarh, 106 014, India²⁸Department of Physics, University of South Alabama, Mobile, Alabama 36688, USA²⁹Department of Physics and Astronomy, University of South Carolina, Columbia, South Carolina 29208, USA

³⁰South Dakota School of Mines and Technology, Rapid City, South Dakota 57701, USA

³¹Department of Physics, Southern Methodist University, Dallas, Texas 75275, USA

³²Department of Physics, Stanford University, Stanford, California 94305, USA

³³Department of Physics and Astronomy, University of Sussex, Falmer, Brighton BN1 9QH, United Kingdom

³⁴Department of Physics and Astronomy, University of Tennessee, Knoxville, Tennessee 37996, USA

³⁵Department of Physics, University of Texas at Austin, Austin, Texas 78712, USA

³⁶Department of Physics and Astronomy, Tufts University, Medford, Massachusetts 02155, USA

³⁷Physics and Astronomy Dept., University College London, Gower Street, London WC1E 6BT, United Kingdom

³⁸Department of Physics, University of Virginia, Charlottesville, Virginia 22904, USA

³⁹Department of Mathematics, Statistics, and Physics, Wichita State University, Wichita, Kansas 67206, USA

⁴⁰Department of Physics, College of William & Mary, Williamsburg, Virginia 23187, USA

⁴¹Department of Physics, Winona State University, P.O. Box 5838, Winona, Minnesota 55987, USA

(Dated: November 16, 2017)

We report results from the first search for sterile neutrinos mixing with active neutrinos through a reduction in the rate of neutral-current interactions over a baseline of 810 km between the NOvA detectors. Analyzing a 14-kton detector equivalent exposure of 6.05×10^{20} protons-on-target in the NuMI beam at Fermilab, we observe 95 neutral-current candidates at the Far Detector compared with $83.5 \pm 9.7(\text{stat.}) \pm 9.4(\text{syst.})$ events predicted assuming mixing only occurs between active neutrino species. No evidence for $\nu_\mu \rightarrow \nu_s$ transitions is found. Interpreting these results within a 3+1 model, we place constraints on the mixing angles $\theta_{24} < 20.8^\circ$ and $\theta_{34} < 31.2^\circ$ at the 90% C.L. for $0.05 \text{ eV}^2 \leq \Delta m_{41}^2 \leq 0.5 \text{ eV}^2$, the range of mass splittings that produce no significant oscillations over the Near Detector baseline.

PACS numbers: 14.60.St, 14.60.Pq, 12.15.Mm, 29.27.-a

Mixing between the three known active neutrinos ν_μ , ν_e , and ν_τ has been well established by measurements of neutrinos produced in a variety of sources, including neutrinos created in the Earth's atmosphere, in the Sun, in accelerators, and in terrestrial reactors [1–11]. However, additional neutrino flavors that mix with the active flavors may exist. If indeed there is a fourth neutrino mass eigenstate in addition to the states ν_1 , ν_2 , and ν_3 , a new linearly independent state can be formed

$$|\nu_s\rangle = \sum_{i=1}^4 U_{si}^* |\nu_i\rangle, \quad (1)$$

where U represents a unitary 4×4 extended Pontecorvo-Maki-Nakagawa-Sakata matrix [12, 13], and the ν_i denote the mass eigenstates. This ν_s neutrino would not have a standard model charged lepton partner, so it could not couple to the W boson. Further, LEP measurements of the invisible decay of the Z^0 boson [14] are consistent with three neutrino flavors implying that any additional neutrino state ν_s is either very massive or it is *sterile* and does not participate in the weak interaction [15]. Identical arguments can be applied to scenarios with two or more ν_s states. The discovery of a new sterile neutrino state with a mass below half the Z^0 boson mass could help explain the smallness of neutrino masses [16]. In addition, ν_s 's are also dark matter candidates, as they may have a wide range of masses and have no mechanism to directly decay into lighter particles over time scales comparable to the age of the

Universe due to their absence of nongravitational interactions with matter [15]. Furthermore, ν_s 's may explain puzzling questions related to the fusion reaction rate during core-collapse supernovae [15]. Data from the short-baseline experiments LSND and MiniBooNE [17, 18] are compatible with active-sterile neutrino oscillations driven by a new Δm^2 of the order of 1 eV^2 , but this evidence is inconclusive [19, 20]. A deficit of ν_e consistent with the same Δm^2 range has been observed in measurements with calibration sources used by the SAGE and GALLEX gallium experiments [21, 22]. Several other short-baseline and long-baseline searches have found no evidence for these light ν_s states and place strong constraints on their existence [23–27]. Meanwhile, calculations of reactor $\bar{\nu}_e$ fluxes [28, 29] predict a value 3% larger on average than experiments have observed, which has been interpreted as $\bar{\nu}_e$ disappearance; but recent measurements of the reactor core fuel evolution [30], and observation of spectral distortions independent of distance to reactor cores [31], disfavor this interpretation.

The NOvA experiment can search for oscillations into ν_s 's by looking for disappearance of the active neutrino flux between the Near Detector (ND) and Far Detector (FD). In the analysis presented here, we focus on the neutral-current (NC) channel. Oscillations into a fourth light ν_s state would result in an energy-dependent suppression of the NC event rate, as the ν_s would not interact in the detector. This suppression contrasts with the effects of standard oscillations among the three active neutrinos, which leave the NC rate and spectrum unchanged. This paper presents the first NOvA results from a search for light ν_s mixing by looking for a depletion of the NC event rate at the FD with respect to the prediction derived from ND observations.

*Deceased.

The NOvA experiment consists of the Far and Near Detectors, placed 810 km and 1 km from Fermilab’s NuMI beam source [32], respectively. The FD is located on the surface in northern Minnesota, 14.6 mrad off the beam axis, and the ND is located at Fermilab 100 m underground and samples the same off-axis angle as the FD, ensuring similarity in the energy spectra observed at the two detectors. The NuMI neutrino beam is produced using 120 GeV protons incident on a 1.2 m-long graphite target. The kaons and pions emerging from the target are focused by two magnetic horns and either decay in flight into neutrinos over a distance of 705 m, including a 675 m decay pipe, or are absorbed. The resulting neutrino beam has a narrow energy spectrum, with a full width half maximum of approximately 1 GeV peaked at 2 GeV. The ND sees a larger solid angle as it is closer to the beam source, and hence a wider energy distribution. The beam is extracted for 10 μ s every 1.33 s and is composed primarily of ν_μ . Simulation predicts small contaminations of 1.8% $\bar{\nu}_\mu$ and 0.7% $\nu_e + \bar{\nu}_e$ in the 1–3 GeV energy range.

NOvA’s design provides several distinct advantages over other long-baseline neutrino experiments for probing sterile neutrinos through the NC channel. The fully active detector technology offers superior reconstruction, identification and energy determination of NC events. In addition, the narrow-band beam centered at the three-flavor oscillation maximum results in a large expected NC signal with significantly reduced backgrounds providing excellent sensitivity to the θ_{34} mixing angle, as described in detail below.

The two detectors are functionally identical tracking calorimeters, composed of cells filled with a mineral oil-based liquid scintillator doped with 5% pseudocumene [33]. The cells are 3.9 by 6.6 cm constructed from reflective PVC [34]. The scintillator accounts for 62% of the detector mass. The FD (ND) cells are 15.5 (3.9) m long and contain a loop of wavelength-shifting fiber with both ends read out by one pixel of a 32-pixel Hamamatsu avalanche photodiode. A total of 344,064 (18,432) cells are organized into 896 (192) planes arranged so that the cells alternate between horizontal and vertical orientations, relative to the beam axis, to enable three-dimensional reconstruction. The FD and ND have masses of 14 kt and 193 t, respectively. The FD is covered by a 3 m overburden of concrete and barite which blocks most of the electromagnetic and hadronic components of cosmic ray secondaries. Pulse height and timing for all energy deposits above a preset threshold are read out in a 550 μ s window centered around the 10 μ s beam spill. In addition, there is a 550 μ s minimum-bias trigger run at 10 Hz to provide a high-statistics cosmogenic background sample.

This analysis uses data collected from February 2014 to May 2016, corresponding to beam powers ranging between 250 and 560 kW, and including periods of partial-detector operation. During this time, the experiment collected 6.68×10^{20} protons-on-target (POT), equivalent to

a full-detector exposure of 6.05×10^{20} POT.

We simulate neutrinos resulting from decays of mesons produced by proton interactions in the NuMI beam target using the FLUKA [35, 36] simulation package and the FLUGG [37] GEANT4 geometry interface. Neutrino interactions in the detector and the surrounding material are modeled by passing the simulated flux to GENIE [38]. GEANT4 [39, 40] propagates the resulting particles through the detector to determine the energy deposited in the active material. A custom simulation models the propagation of photons in the detector cells, the light attenuation in the fibers, and the response of the APDs and the front-end electronics [41].

The first step in the reconstruction of neutrino interactions is the clustering of energy deposits close together in space and time, as they are likely to be associated with a single interaction [42]. These clusters form the event to be reconstructed. The energy response of the detector is calibrated using cosmic ray muons, which are used to set the absolute energy scale, as well as to determine a correction for attenuation along the wavelength-shifting fibers. We define the calorimetric energy of an event as the sum of calibrated energy deposits of the cluster. To reconstruct individual particles within an event, a Hough transform [43] is applied to the cluster and a three-dimensional vertex is determined from a fit to the resulting lines’ most likely common origin. The spatial locations of energy deposits are clustered around the vertex into prongs (clusters with defined starting point and direction), each containing deposits attributed to a final-state particle.

In NC neutrino interactions in the NOvA detectors, where a Z^0 boson is exchanged primarily with a carbon nucleus, the neutrino leaves the detector with reduced energy and products of nuclear fragmentation remain behind. This hadronic recoil appears in the detector as an isolated cluster of energy deposits, distinguishable from the charged-current (CC) interactions by the lack of a charged track, or compact energy deposit, associated with the lepton. Backgrounds arise from both misidentified CC neutrino interactions and from external sources. NuMI beam ν_μ CC and ν_e CC events, typically with high momentum transfer to the hadronic system, can be produced where the lepton may be misidentified or not reconstructed, thus mimicking a NC neutrino interaction. Backgrounds due to ν_τ CC events are found to be negligible. External events are primarily cosmogenic neutrons produced in the FD overburden, and NuMI beam events interacting in the periphery of the ND and in the surrounding cavern. The predicted proportions of different event types differ substantially between the two detectors: ν_μ CC (ν_e CC) interactions at the FD are suppressed (enhanced) by oscillations as compared to the ND. On average, before applying additional selections, we reconstruct 74,000 cosmogenic events for each reconstructed neutrino event in the 10 μ s beam spill window at the FD. As the ND is located underground, cosmogenic backgrounds are negligible at the ND.

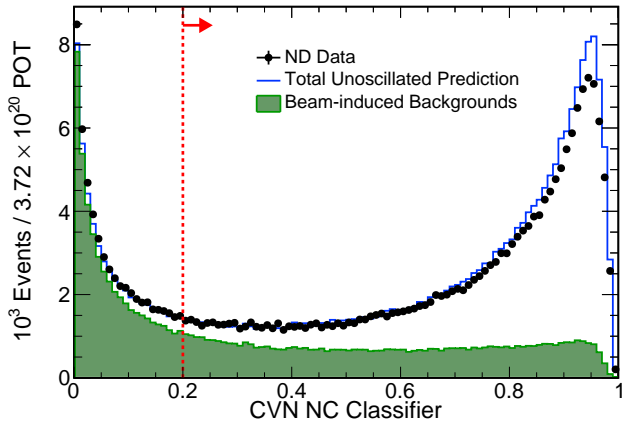


FIG. 1: The CVN NC classifier for ND data and simulation. The beam-induced backgrounds are ν_μ CC and ν_e CC events originating both internally and externally to the detector.

All events are required to have a reconstructed vertex and at least one reconstructed prong that spans a minimum of two detector planes. The entirety of the prong is required to be at least 10 cm (25 cm) away from the FD (ND) walls. The events which pass these selections are additionally required to have a calorimetric energy between 0.5 and 4 GeV. This criterion rejects low-energy events, where combined uncertainties in energy resolution and threshold are substantial, and avoids higher-energy regions where the ND and FD selection efficiencies diverge due to the smaller size of the ND.

To separate beam NC neutrino interactions from beam CC neutrino and cosmogenic interactions, we use a convolutional neural network algorithm, based on a modified GoogLeNet architecture [44]. This algorithm, the Convolutional Visual Network (CVN) [45], extracts classification features using a series of transformations to the pattern of energy deposits within the detector, and then uses these features to determine the likelihood that a particle interaction is of a particular type. The CVN algorithm simultaneously provides classifiers for multiple particle types, giving it general applicability within NOvA. For example, the CVN ν_e CC classifier has been used as the primary selector in the most recent NOvA ν_e appearance analysis [46]. The CVN NC classifier is used in this analysis to separate the NC signal from backgrounds, and the distribution of likelihoods resulting from its application to ND data and simulation is shown in Fig. 1.

FD cosmogenic background rejection is optimized using a high-statistics minimum-bias cosmic data sample. In addition to the CVN selection, we apply the following criteria: to remove cosmogenic neutron backgrounds in the FD, the reconstructed start and end position of prongs must be a minimum distance of 5 m away from the top of the detector; to remove downward-going cosmogenic activity, the fractional transverse momentum,

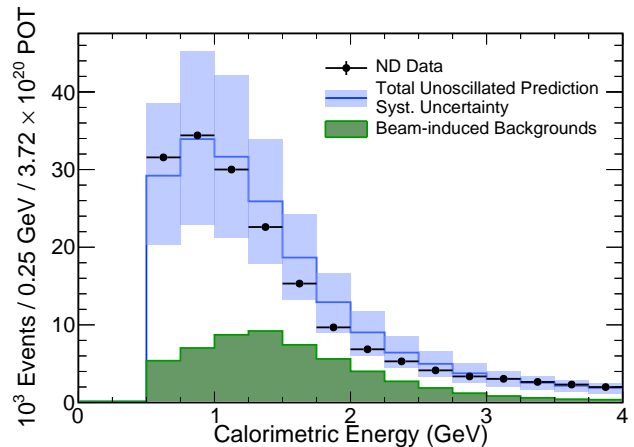


FIG. 2: The unoscillated calorimetric energy spectrum for NC selected data and simulated events at the ND. The beam-induced backgrounds are ν_μ CC and ν_e CC events originating both internally and externally to the detector.

with respect to the beam direction, of the highest energy prong is required to be less than 0.8; and, finally, to remove the remaining contained cosmogenic backgrounds, a boosted decision tree is employed [47]. After all selections, the effective fiducial masses of the FD and ND are 8.83 kt and 34 t, respectively. The cosmogenic background rate is estimated from NuMI-triggered data, excluding a 30 μ s window centered on the beam spill. This sample reproduces the detector configuration and quality conditions of the data within the beam spill. A rejection level where only 1 in every 1.7 million cosmogenic events is misidentified as a NC signal event is obtained, equivalent to 1 cosmogenic event every 60,600 spills.

At the FD (ND), we achieve a 50% (62%) NC signal efficiency and 72% (70%) NC signal purity for contained events within the fiducial volume. This selection results in 173,000 selected ND data events, with a predicted background of 53,700 ν_μ CC and 1,700 ν_e CC events.

Our search for active-sterile neutrino oscillations proceeds by comparing the predicted rate in the FD with the observed NC events in the selected calorimetric energy range. Though no spectral shape information is directly used for this comparison at the FD, the FD rate prediction does have a dependence on the ND calorimetric energy shape through our extrapolation procedures, as discussed below. The FD rate is predicted from the calorimetric energy spectrum for NC-selected events in the ND. The comparison of the ND spectra in data and simulation reveals discrepancies attributable to limitations in the simulation and detector response modeling. Results from ν_μ CC measurements in NOvA [48] and MINERvA [49] indicate that there are unmodeled nuclear effects in GENIE (2.10.2) at low hadronic recoil energy, caused by scattering of neutrinos from correlated nucleon pairs within the nucleus [50–53]. A parallel process is ex-

pected to result in similar NC interactions, which would also be unmodeled in the simulation. The energy threshold required ensures these have a minimal effect on this analysis. An excess in the simulation rate is seen at higher hadronic recoils, consistent with measurements of ν_μ CC(π^+) from the MINERvA experiment [54], which observed a data rate $1-2\sigma$ below simulation. Improved agreement with the ND data was achieved by applying a 35% reduction in CC and NC deep inelastic scattering events with final-state invariant mass, W , less than 1.7 GeV. This reduction models the nonresonant single pion overproduction in GENIE suggested by a recent re-analysis of ν_μ -deuterium pion production data [52, 55]. The calorimetric energy spectra obtained from data and simulation after this correction are displayed in Fig. 2.

The differences observed between the ND data and simulation are mainly accounted for by our FD prediction technique, which extrapolates the observed ND spectra to the FD while accounting for flux and acceptance differences as calculated from the simulation. Any remaining data-simulation differences are absorbed within systematic uncertainties. Furthermore, we perform a rate-only measurement to ensure the analysis is negligibly affected by the potentially absent components of the simulation modeling described above. This analysis restricts itself to a ν_s mass range that does not induce oscillations within the ND baseline.

Since the NC signal, and the ν_μ CC and ν_e CC backgrounds, are subject to distinct oscillation probabilities, they are extrapolated separately to the FD. The observed ND spectrum is decomposed into NC, ν_μ CC, and ν_e CC components based on the proportion of each component predicted in the simulation per 0.25 GeV calorimetric energy bin. This decomposition distributes the observed ND discrepancies between the data and simulation among all interaction modes based on their simulated proportional contribution per bin. These ND components are then converted to true neutrino energy bins using simulated migration matrices.

To obtain the predicted NC-selected FD spectrum, F^{pred} , we apply a far/near ratio extrapolation procedure. As described by Eq. (2), for each true interaction type $k \in \{\text{NC}, \text{CC}\}$ and neutrino flavor ν_α , the ratio of ND NC-selected data and simulation, $N_{jk\alpha}^{\text{data}}/N_{jk\alpha}^{\text{sim}}$, is used to correct the FD NC-selected simulated true energy spectrum $F_{jk\beta}^{\text{sim}}$ in true energy bins j . These FD spectrum bins are multiplied by the relevant oscillation probabilities $P(\nu_\alpha, \nu_\beta)$ computed in true energy, to obtain

$$F_{jk\beta}^{\text{pred}} = \sum_{\alpha} \frac{N_{jk\alpha}^{\text{data}}}{N_{jk\alpha}^{\text{sim}}} F_{jk\beta}^{\text{sim}} P(\nu_\alpha, \nu_\beta). \quad (2)$$

The $F_{jk\beta}^{\text{pred}}$ are then translated from true energy bins into bins of calorimetric energy, using simulated migration matrices for each interaction type, k , and flavor after oscillation, β . The predictions for each component are summed together and integrated over bins of calorimet-

ric energy. Finally, the result is summed with the cosmogenic background, and the negligible ν_τ CC background, estimated from simulation, to provide the predicted FD event rate F^{pred} .

Systematic uncertainties on the rate of NC events in the FD are evaluated, one parameter at a time, by generating sets of modified simulated events that are propagated through the full extrapolation and analysis chain to produce shifted FD predictions. Any difference in the prediction from nominal is taken as the systematic uncertainty. Many sources of systematic uncertainty are highly correlated between the two functionally identical detectors. Absolute uncertainties, defined as uncertainties that affect both detectors in the same way, largely cancel in this analysis. However, we also take into account relative uncertainties, specific to either one of the detectors, that do not cancel, resulting in the largest contributions to the overall systematic error. The systematic uncertainties are summarized in Table I.

The dominant source of systematic uncertainty is attributed to a mismodeling of either the NC signal or the CC background rates observed in the ND. To assess the size of this uncertainty, the extrapolation procedure is carried out with the entirety of the observed ND data-simulation difference attributed either to the NC signal or the ν_μ CC background while simultaneously assuming a 100% scale uncertainty on the small intrinsic beam ν_e CC component. The former results in a reduction of the predicted NC-signal sample at the FD when compared to the nominal FD prediction (NC-signal and CC-background are both allowed to vary). The latter results in an increase of the number of predicted NC events at the FD compared to the nominal prediction. This change from nominal is larger than when assigning the excess exclusively to ν_μ CC events, as these are suppressed at the FD by three-flavor oscillations. We assign a 7.0% uncertainty on the NC signal and a 10.4% uncertainty on the CC backgrounds to account for this difference.

A 5% uncertainty on the absolute and relative calibrations between the detectors is determined through the observed data-simulation differences in several probes including Michel electrons and the measured π^0 mass peak. As these probes are only studied in the ND, this uncertainty is conservatively applied as both an absolute and relative uncertainty. This leads to a 5.8% uncertainty on the NC signal and a 6.0% uncertainty on the CC backgrounds in the FD, arising from threshold selection effects and changes in the selection efficiency with energy.

A normalization systematic of 4.9% is estimated for both the NC signal and CC backgrounds. The dominant contributions arise from a 3.7% difference between simulated FD neutrino interactions with and without overlaid minimum-bias cosmogenic data and a 2.9% uncertainty from the ND data-simulation differences in prong reconstruction. These effects are both due to reconstruction inefficiencies due to multiple interactions in the detector per beam pulse. Other subpercent contributions include the uncertainties on the detector noise model, the mass

TABLE I: The effect of the systematic uncertainties on the NC and CC expected event rates, and on the sensitivity to θ_{24} and θ_{34} . For the systematic uncertainties on the rates, the total is the sum of the absolute individual uncertainties added in quadrature, whereas the total systematic effect on the mixing angles is calculated with all sources of uncertainty applied simultaneously. In all cases, the illustrative effects shown for each individual absolute uncertainties are calculated independently.

Source of uncertainty	NC signal difference (%)	CC background difference (%)	Effect on θ_{24} limit (%)	Effect on θ_{34} limit (%)
ND composition	7.0	10.4	7.5	7.4
Calibration	5.8	6.0	6.4	7.3
Normalization	4.9	4.9	4.6	4.6
ND external activity	4.1	1.7	2.9	2.3
Beam flux	3.4	3.6	0.6	0.8
Scintillation model	2.4	1.8	<0.1	<0.1
Simulation statistics	2.0	4.8	1.2	1.2
Neutrino interaction	1.6	4.8	<0.1	<0.1
Acceptance	1.0	0.6	<0.1	<0.1
Three-flavor oscillation parameters	0.7	10.7	<0.1	<0.1
Total	12.2	15.3	22.0	21.7

of the detector, the POT counting, and the variation of the beam intensity.

Uncertainties on the cross section and hadronization models used for the predictions are calculated using the GENIE event reweighting framework [56]. In addition, a 50% uncertainty on the normalization of the GENIE component modeling of CC scattering from correlated nucleons is included, motivated by the data/simulation discrepancies seen in the ν_μ -CC channel [48]. Further, the full size of the 35% scaling applied to deep inelastic scattering events with $W < 1.7$ GeV is included as an uncertainty. This leads to a 1.6% uncertainty on the NC signal and a 4.8% uncertainty on the CC backgrounds in the FD.

Other less significant sources of systematic uncertainties include the beam flux model, the modeling of scintillator response, the effect of using limited statistics for the simulation, the possible contamination of the ND spectrum by events originating in materials outside of the detector, and potential mismodeling of acceptance differences between the ND and FD due to their differing sizes. A shift of the three-flavor oscillation parameters by the 1σ deviations from their nominal values [14] changes the FD prediction by no more than a single event. This effect is also included as a systematic uncertainty. The sum in quadrature of all effects results in a 12.2% uncertainty on the NC signal and a 15.3% uncertainty on the CC backgrounds.

Upon examining the FD data, 95 NC event candidates are observed, with $83.5 \pm 9.7(\text{stat.}) \pm 9.4(\text{syst.})$ events predicted under the three-flavor oscillation assumption. Values for θ_{12} , θ_{13} , θ_{23} , Δm_{21}^2 , and Δm_{32}^2 are taken from [14], with normal hierarchy and maximal mixing assumed. Matter effects are included in the oscillation probability calculations, with the Earth's crust density assumed to be uniformly 2.84g/cm^3 [57]. The value of

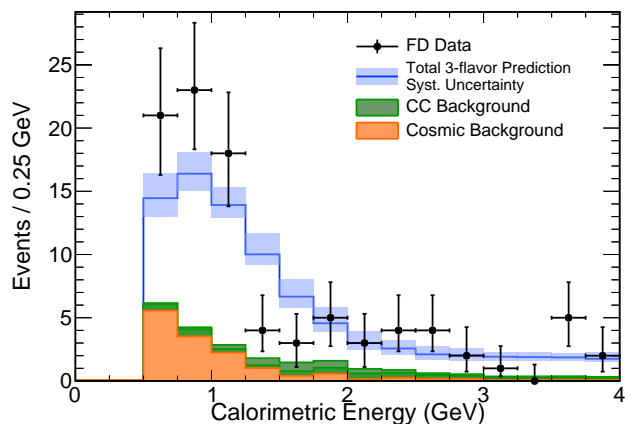


FIG. 3: The three-flavor FD calorimetric energy spectrum for NC selected data and predicted events for the 6.05×10^{20} POT-equivalent.

δ_{CP} is set to 0, as its effect is negligible. Table II shows the breakdown of the predicted events in the FD and Fig. 3 shows the calorimetric energy distribution of the selected data events in the FD under the three-flavor model assumption.

The statistic R_{NC} [58] is computed as a model independent test for active to sterile mixing,

$$R_{\text{NC}} \equiv \frac{F^{\text{data}} - \sum F^{\text{pred}}(\text{bkg})}{F^{\text{pred}}(\text{NC})}, \quad (3)$$

where the predicted quantities are calculated assuming three-flavor oscillations.

Active to sterile mixing would reduce F^{data} relative to the three-flavor signal component $F^{\text{pred}}(\text{NC})$ and the sum of the multiple background components

TABLE II: Extrapolated prediction of FD event counts normalized to 6.05×10^{20} POT. The systematic (statistical) uncertainty is shown for signal and background (cosmogenic events).

Total	NC signal	CC background			Cosmics
		ν_μ	ν_e	ν_τ	
83.5 ± 9.4	60.6 ± 7.4	4.6 ± 0.7	3.6 ± 0.6	0.4 ± 0.1	14.3 ± 0.7

$\sum F^{\text{pred}}(\text{bkg})$, both derived from the total FD prediction F^{pred} described in Eq. (2), resulting in $R_{\text{NC}} < 1$. We measure $R_{\text{NC}} = 1.19 \pm 0.16(\text{stat.}) + 0.10(\text{syst.})$, corresponding to a 1.03σ excess over the three-flavor prediction of $R_{\text{NC}} = 1$, and consistent with three-flavor neutrino oscillations.

To allow for comparisons with searches for ν_s 's in other channels, we adopt a minimal “3+1” extension [59–63] of the three-flavor neutrino model by augmenting the neutrino state basis set with one sterile state. The resulting mixing matrix can be parametrized as $U = R_{34}S_{24}S_{14}R_{23}S_{13}R_{12}$ [64], where R_{ij} represents a rotation by the mixing angle θ_{ij} , and S_{ij} represents a complex rotation by the mixing angle θ_{ij} and the CP -violating phase δ_{ij} . This model introduces additional parameters compared to the three-flavor model: three new mixing angles (θ_{14} , θ_{24} , and θ_{34}), two CP -violating phases (δ_{14} and δ_{24}), and three new mass splittings, with only one being independent. In this analysis, we express the oscillation probabilities in terms of Δm_{41}^2 .

The functional form for the NC disappearance probability can be illustrated by the approximate expression [24],

$$1 - P(\nu_\mu \rightarrow \nu_s) \approx 1 - \frac{1}{2} \cos^4 \theta_{14} \cos^2 \theta_{34} \sin^2 2\theta_{24} + A \sin^2 \Delta_{31} - B \sin 2\Delta_{31}, \quad (4)$$

where $\Delta_{31} = \frac{\Delta m_{31}^2 L}{4E}$. The $1/2$ factor in the second term results from rapid oscillations driven by Δm_{41}^2 , which average out at the FD due to our limited detector energy resolution [65]. The terms A and B are functions of the mixing angles and phases. To first order, $A = \sin^2 \theta_{34} \sin^2 2\theta_{23}$ and $B = \frac{1}{2} \sin \delta_{24} \sin \theta_{24} \sin 2\theta_{34} \sin 2\theta_{23}$. The NC sample is therefore sensitive to θ_{24} , θ_{34} , and δ_{24} . We perform a counting experiment comparing the FD NC rate to unoscillated and oscillated predicted rates that is valid for $0.05 \leq \Delta m_{41}^2 \leq 0.5 \text{ eV}^2$. In this range, the analysis is not sensitive to oscillations affecting the rates in the ND, present at larger Δm_{41}^2 values. Within the same range, the analysis is also insensitive to degenerate solutions with the three-flavor model, occurring when $\Delta m_{41}^2 \simeq \Delta m_{32}^2$. Using an exact formulation of the 3+1 model that includes matter effects, we fit the data for θ_{24} and θ_{34} using the same oscillation parameter values and uncertainties as for the three-neutrino oscillation prediction, and profile over values of δ_{24} . We estimate parameters by minimizing the expression,

$$\chi^2 = 2 \left(F^{\text{pred}} - F^{\text{data}} + F^{\text{data}} \ln \frac{F^{\text{data}}}{F^{\text{pred}}} \right) + \sum_i \left(\frac{\Delta U_i}{\sigma_{U_i}} \right)^2 \quad (5)$$

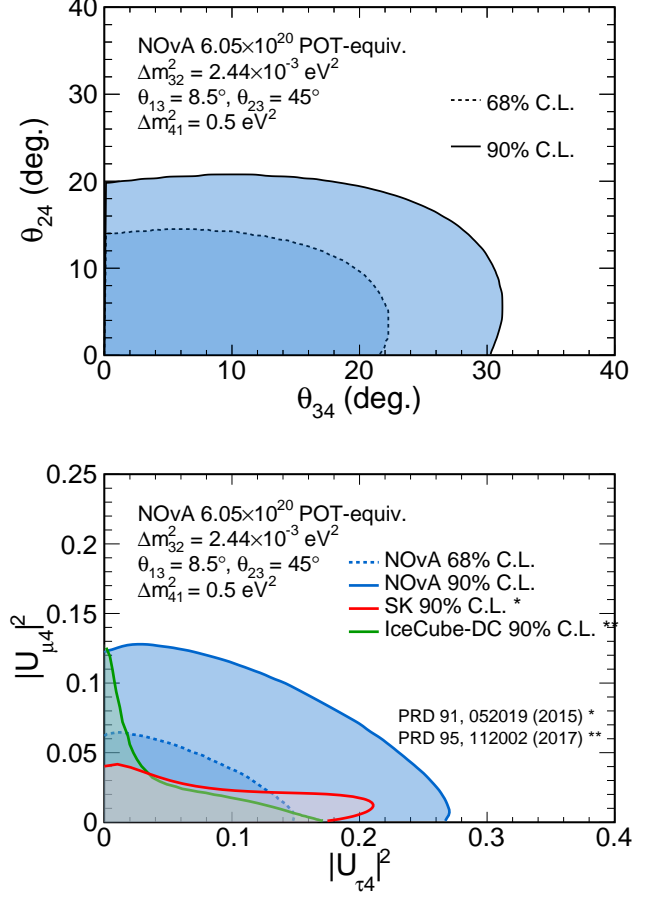


FIG. 4: Top: The 68% (dashed) and 90% (solid) Feldman-Cousins nonexcluded regions (shaded) for the mixing angles θ_{24} and θ_{34} . Bottom: The 68% (dashed) and 90% (solid) Feldman-Cousins nonexcluded regions (shaded) in terms of $|U_{\mu 4}|^2$ and $|U_{\tau 4}|^2$ where we assume $\cos^2 \theta_{14} = 1$ in both cases.

The expected number of events is varied as a function of the oscillation parameters and of Gaussian-distributed penalty terms controlling the systematic uncertainties U_i . For the i th systematic uncertainty, ΔU_i denotes the amount the best fit is shifted by, and σ_{U_i} denotes one standard deviation. The effects of each systematic uncertainty on the mixing angle measurement are summarized in Table I. Using the Feldman-Cousins unified approach [66], we compute 68% and 90% confidence levels resulting in the nonexcluded regions shown in Fig. 4.

For the 3+1 model, limits of $\theta_{24} < 20.8^\circ$ and $\theta_{34} < 31.2^\circ$ are obtained at the 90% C.L. If expressed in terms of the relevant matrix elements

$$|U_{\mu 4}|^2 = \cos^2 \theta_{14} \sin^2 \theta_{24} \quad (6)$$

$$|U_{\tau 4}|^2 = \cos^2 \theta_{14} \cos^2 \theta_{24} \sin^2 \theta_{34}, \quad (7)$$

these limits become $|U_{\mu 4}|^2 < 0.126$ and $|U_{\tau 4}|^2 < 0.268$ at the 90% C.L., where we conservatively assume $\cos^2 \theta_{14} = 1$ in both cases. This analysis is not sensitive to θ_{14} which is constrained to be small by reactor experiments [67]. A comparison with present world-leading limits on θ_{34} , θ_{24} , $|U_{\mu 4}|^2$, and $|U_{\tau 4}|^2$ is shown in Table III.

TABLE III: The 90% C.L. upper limits on sterile mixing angles and matrix elements for NOvA compared to MINOS [24], Super-Kamiokande [26], IceCube [27], and IceCube-DeepCore [68]. The limits are shown for $\Delta m_{41}^2 = 0.5 \text{ eV}^2$ for all experiments, except for IceCube-DeepCore, where the results are reported for $\Delta m_{41}^2 = 1.0 \text{ eV}^2$.

	θ_{24}	θ_{34}	$ U_{\mu 4} ^2$	$ U_{\tau 4} ^2$
NOvA	20.8°	31.2°	0.126	0.268
MINOS	7.3°	26.6°	0.016	0.20
SuperK	11.7°	25.1°	0.041	0.18
IceCube	4.1°	-	0.005	-
IceCube-DeepCore	19.4°	22.8°	0.11	0.15

In conclusion, with an exposure of 6.05×10^{20} POT-equivalent, we observe 95 NC-like events in

the FD, compared with an expectation of $83.5 \pm 9.7(\text{stat.}) \pm 9.4(\text{syst.})$. This result is consistent with three-flavor mixing within 1.03σ . No evidence for depletion of NC events is observed in the FD at a distance of 810 km from the neutrino source and NOvA sees no evidence for ν_s mixing. We set limits of $\theta_{24} < 20.8^\circ$ and $\theta_{34} < 31.2^\circ$ in a 3+1 model scenario.

Looking forward, an overall fourfold increase in beam exposure is expected over the life of the experiment, which by itself will enable NOvA to be competitive with current experimental bounds on θ_{34} . In addition, NOvA is implementing improvements in NC identification and in cosmogenic background rejection, working to reduce systematic uncertainties, and to include effects due to ν_s oscillations in the ND, further increasing the sensitivity of sterile neutrino probes over an extended Δm_{14}^2 range.

The NOvA collaboration uses the resources of the Fermi National Accelerator Laboratory (Fermilab), a U.S. Department of Energy, Office of Science, HEP User Facility. Fermilab is managed by Fermi Research Alliance, LLC (FRA), acting under Contract No. DE-AC02-07CH11359. This research was supported by the U.S. Department of Energy; the U.S. National Science Foundation; the Department of Science and Technology, India; the European Research Council; the MSMT CR, GA UK, Czech Republic; the RAS, RMES, and RFBR, Russia; CNPq and FAPEG, Brazil; and the State and University of Minnesota. We are grateful for the contributions of the staff at Fermilab and the NOvA Far Detector Laboratory.

-
- [1] Y. Fukuda *et al.* (Super-Kamiokande Collaboration), Phys. Rev. Lett. **81**, 1562 (1998).
 - [2] Q. R. Ahmad *et al.* (SNO Collaboration), Phys. Rev. Lett. **89**, 011301 (2002).
 - [3] T. Araki *et al.* (KamLAND Collaboration), Phys. Rev. Lett. **94**, 081801 (2005).
 - [4] M. H. Ahn *et al.* (K2K Collaboration), Phys. Rev. D **74**, 072003 (2006).
 - [5] D. G. Michael *et al.* (MINOS Collaboration), Phys. Rev. Lett. **97**, 191801 (2006).
 - [6] K. Abe *et al.* (T2K Collaboration), Phys. Rev. Lett. **107**, 041801 (2011).
 - [7] F. P. An *et al.* (Daya Bay Collaboration), Phys. Rev. Lett. **108**, 171803 (2012).
 - [8] J. K. Ahn *et al.* (RENO Collaboration), Phys. Rev. Lett. **108**, 191802 (2012).
 - [9] Y. Abe *et al.* (Double Chooz Collaboration), J. High Energy Phys. **10**, 086 (2014).
 - [10] N. Agafonova *et al.* (OPERA Collaboration), Phys. Rev. Lett. **115**, 121802 (2015).
 - [11] P. Adamson *et al.* (NOvA Collaboration), Phys. Rev. Lett. **116**, 151806 (2016).
 - [12] B. Pontecorvo, Zh. Eksp. Teor. Fiz. **34**, 247 (1957), [Sov. Phys. JETP **7**, 172 (1958)].
 - [13] Z. Maki, M. Nakagawa, and S. Sakata, Prog. Theor. Phys. **28**, 870 (1962).
 - [14] K. A. Olive *et al.* (Particle Data Group Collaboration), Chin. Phys. C **38**, 090001 (2014).
 - [15] K. Abazajian *et al.*, arXiv:1204.5379.
 - [16] H. Zhang, Phys. Lett. B **714**, 262 (2012).
 - [17] A. Aguilar *et al.* (LSND Collaboration), Phys. Rev. D **64**, 112007 (2001).
 - [18] A. Aguilar-Arevalo *et al.* (MiniBooNE Collaboration), Phys. Rev. Lett. **110**, 161801 (2013).
 - [19] B. Armbruster *et al.* (KARMEN Collaboration), Phys. Rev. D **65**, 112001 (2002).
 - [20] G. Cheng *et al.* (SciBooNE and MiniBooNE Collaborations), Phys. Rev. D **86**, 052009 (2012).
 - [21] M. A. Acero, C. Giunti, and M. Laveder, Phys. Rev. D **78**, 073009 (2008).
 - [22] C. Giunti and M. Laveder, Phys. Rev. C **83**, 065504 (2011).
 - [23] P. Adamson *et al.* (MINOS and Daya Bay Collaborations), Phys. Rev. Lett. **117**, 151801 (2016), ; **117**, 209901 (2016).
 - [24] P. Adamson *et al.* (MINOS Collaboration), Phys. Rev. Lett. **117**, 151803 (2016).
 - [25] F. P. An *et al.* (Daya Bay Collaboration), Phys. Rev. Lett. **115**, 111802 (2015).
 - [26] K. Abe *et al.* (Super-Kamiokande Collaboration), Phys.

- Rev. D **91**, 052019 (2015).
- [27] M. G. Aartsen *et al.* (IceCube Collaboration), Phys. Rev. Lett. **117**, 071801 (2016).
- [28] P. Huber, Phys. Rev. C **84**, 024617 (2011).
- [29] T. A. Mueller, D. Lhuillier, M. Fallot, A. Letourneau, S. Cormon, M. Fechner, L. Giot, T. Lasserre, J. Martino, G. Mention, A. Porta, and F. Yermia, Phys. Rev. C **83**, 054615 (2011).
- [30] F. P. An *et al.* (Daya Bay Collaboration), Phys. Rev. Lett. **118**, 251801 (2017).
- [31] P. Huber, Phys. Rev. Lett. **118**, 042502 (2017).
- [32] P. Adamson *et al.* (MINOS Collaboration), Nucl. Instrum. Methods Phys. Res., Sect A **806**, 279 (2016).
- [33] S. Mufson, B. Baugh, C. Bower, T. E. Coan, J. Cooper, L. Corwin, J. A. Karty, P. Mason, M. D. Messier, A. Pladalmu, and M. Proudfoot, Nucl. Instrum. Methods Phys. Res., Sect A **799**, 1 (2015).
- [34] R. L. Talaga, J. J. Grudzinski, S. Phan-Budd, A. Pladalmu, J. Fagan, C. Grozis, and K. M. Kephart, Nucl. Instrum. Methods Phys. Res., Sect A **861**, 77 (2017).
- [35] T. Bohlen, F. Cerutti, M. Chin, A. Fasso, A. Ferrari, P. Ortega, A. Mairiani, P. R. Sala, G. Smirnov, and V. Vlachoudis, Nucl. Data Sheets **120**, 211 (2014).
- [36] A. Ferrari, P. R. Sala, A. Fasso, and J. Ranft, CERN Report No. CERN-2005-010, 2005 .
- [37] M. Campanella, A. Ferrari, P. R. Sala, and S. Vanini, CERN Report No. CERN-ATL-SOFT-99-004, 1999 .
- [38] C. Andreopoulos *et al.*, Nucl. Instrum. Methods Phys. Res., Sect. A **614**, 87 (2010).
- [39] J. Allison *et al.*, IEEE Trans. Nucl. Sci. **53**, 270 (2006).
- [40] S. Agostinelli *et al.*, Nucl. Instrum. Methods Phys. Res., Sect. A **506**, 250 (2003).
- [41] A. Aurisano, C. Backhouse, R. Hatcher, N. Mayer, J. Musser, R. Patterson, R. Schroeter, and A. Sousa, J. Phys.: Conf. Ser. **664**, 072002 (2015).
- [42] M. Baird, J. Bian, M. Messier, E. Niner, D. Rocco, and K. Sachdev, J. Phys. Conf. Ser. **664**, 072035 (2015).
- [43] L. Fernandes and M. Oliveira, Patt. Rec. **41**, 299 (2008).
- [44] C. Szegedy, W. Liu, Y. Jia, P. Sermanet, S. Reed, D. Anguelov, D. Erhan, V. Vanhoucke, and A. Rabinovich, arXiv:1409.4842 .
- [45] A. Aurisano, A. Radovic, D. Rocco, A. Himmel, M. D. Messier, E. Niner, G. Pawloski, F. Psihas, A. Sousa, and P. Vahle, J. Instrum. **11**, P09001 (2016).
- [46] P. Adamson *et al.* (NOvA Collaboration), Phys. Rev. Lett. **118**, 231801 (2017).
- [47] P. Adamson *et al.* (NOvA Collaboration), Phys. Rev. D **93**, 051104(R) (2016).
- [48] P. Adamson *et al.* (NOvA Collaboration), Phys. Rev. Lett. **118**, 151802 (2017).
- [49] P. A. Rodrigues *et al.* (MINERvA Collaboration), Phys. Rev. Lett. **116**, 071802 (2016).
- [50] K. Lalakulich, O. Gallmeister, and U. Mosel, Phys. Rev. C **86**, 014614 (2012).
- [51] M. Martini and M. Ericson, Phys. Rev. C **87**, 065501 (2013).
- [52] R. Gran, J. Nieves, F. Sanchez, and M. J. Vicente Vacas, Phys. Rev. D **88**, 113007 (2013).
- [53] G. D. Megias *et al.*, Phys. Rev. D **91**, 073004 (2015).
- [54] C. L. McGivern *et al.* (MINERvA Collaboration), Phys. Rev. D **94**, 052005 (2016).
- [55] P. Rodrigues, C. Wilkinson, and K. McFarland, Eur. Phys. J C **76**, 474 (2016).
- [56] C. Andreopoulos, C. Barry, S. Dytman, H. Gallagher, T. Golan, R. Hatcher, G. Perdue, and J. Yarba, arXiv:1510.05494 .
- [57] The matter density of 2.84 g/cm^2 is computed for the average depth of the NuMI beam in the Earth's crust for the NOvA baseline using the CRUST2.0 model, <https://igppweb.ucsd.edu/gabi/crust2.html>.
- [58] P. Adamson *et al.* (MINOS Collaboration), Phys. Rev. Lett. **101**, 221804 (2008).
- [59] D. O. Caldwell and R. N. Mohapatra, Phys. Rev. D **48**, 3259 (1993).
- [60] J. T. Peltoniemi and J. W. F. Valle, Nucl. Phys. **B406**, 409 (1993).
- [61] S. M. Bilenky, C. Giunti, and W. Grimus, Prog. Part. Nucl. Phys. **43**, 1 (1999).
- [62] V. D. Barger, B. Kayser, J. Learned, T. J. Weiler, and K. Whisnant, Phys. Lett. B **489**, 345 (2000).
- [63] J. T. Goldman, G. J. Stephenson, Jr., and B. H. J. McKellar, Mod. Phys. Lett. A **15**, 439 (2000).
- [64] H. Harari and M. Leurer, Phys. Lett. B **181**, 123 (1986).
- [65] S. Parke, (private communication).
- [66] G. J. Feldman and R. D. Cousins, Phys. Rev. D **57**, 3873 (1998).
- [67] G. Mention, M. Fechner, T. Lasserre, T. A. Mueller, D. Lhuillier, M. Cribier, and A. Letourneau, Phys. Rev. D **83**, 073006 (2011).
- [68] M. G. Aartsen *et al.* (IceCube Collaboration), Phys. Rev. D **95**, 112002 (2017).