

UC Berkeley

UC Berkeley Previously Published Works

Title

Measurement of the time-dependent CP-violating asymmetry in $B^0 \rightarrow K_S^0 \pi^0 \gamma$ decays

Permalink

<https://escholarship.org/uc/item/6tf5t8pp>

Journal

Physical Review D, 72(5)

ISSN

2470-0010

Authors

Aubert, B
Barate, R
Boutigny, D
[et al.](#)

Publication Date

2005-09-01

DOI

10.1103/physrevd.72.051103

Copyright Information

This work is made available under the terms of a Creative Commons Attribution License, available at <https://creativecommons.org/licenses/by/4.0/>

Peer reviewed

Measurement of the time-dependent CP -violating asymmetry in $B^0 \rightarrow K_S^0 \pi^0 \gamma$ decays

B. Aubert,¹ R. Barate,¹ D. Boutigny,¹ F. Couderc,¹ Y. Karyotakis,¹ J. P. Lees,¹ V. Poireau,¹ V. Tisserand,¹ A. Zghiche,¹ E. Grauges,² A. Palano,³ M. Pappagallo,³ A. Pompili,³ J. C. Chen,⁴ N. D. Qi,⁴ G. Rong,⁴ P. Wang,⁴ Y. S. Zhu,⁴ G. Eigen,⁵ I. Ofte,⁵ B. Stugu,⁵ G. S. Abrams,⁶ M. Battaglia,⁶ A. B. Breon,⁶ D. N. Brown,⁶ J. Button-Shafer,⁶ R. N. Cahn,⁶ E. Charles,⁶ C. T. Day,⁶ M. S. Gill,⁶ A. V. Gritsan,⁶ Y. Groysman,⁶ R. G. Jacobsen,⁶ R. W. Kadel,⁶ J. Kadyk,⁶ L. T. Kerth,⁶ Yu. G. Kolomoisky,⁶ G. Kukartsev,⁶ G. Lynch,⁶ L. M. Mir,⁶ P. J. Oddone,⁶ T. J. Orimoto,⁶ M. Pripstein,⁶ N. A. Roe,⁶ M. T. Ronan,⁶ W. A. Wenzel,⁶ M. Barrett,⁷ K. E. Ford,⁷ T. J. Harrison,⁷ A. J. Hart,⁷ C. M. Hawkes,⁷ S. E. Morgan,⁷ A. T. Watson,⁷ M. Fritsch,⁸ K. Goetzen,⁸ T. Held,⁸ H. Koch,⁸ B. Lewandowski,⁸ M. Pelizaeus,⁸ K. Peters,⁸ T. Schroeder,⁸ M. Steinke,⁸ J. T. Boyd,⁹ J. P. Burke,⁹ N. Chevalier,⁹ W. N. Cottingham,⁹ T. Cuhadar-Donszelmann,¹⁰ B. G. Fulsom,¹⁰ C. Hearty,¹⁰ N. S. Knecht,¹⁰ T. S. Mattison,¹⁰ J. A. McKenna,¹⁰ A. Khan,¹¹ P. Kyberd,¹¹ M. Saleem,¹¹ L. Teodorescu,¹¹ A. E. Blinov,¹² V. E. Blinov,¹² A. D. Bukin,¹² V. P. Druzhinin,¹² V. B. Golubev,¹² E. A. Kravchenko,¹² A. P. Onuchin,¹² S. I. Serednyakov,¹² Yu. I. Skovpen,¹² E. P. Solodov,¹² A. N. Yushkov,¹² D. Best,¹³ M. Bondioli,¹³ M. Bruinsma,¹³ M. Chao,¹³ S. Curry,¹³ I. Eschrich,¹³ D. Kirkby,¹³ A. J. Lankford,¹³ P. Lund,¹³ M. Mandelkern,¹³ R. K. Mommsen,¹³ W. Roethel,¹³ D. P. Stoker,¹³ C. Buchanan,¹⁴ B. L. Hartfiel,¹⁴ A. J. R. Weinstein,¹⁴ S. D. Foulkes,¹⁵ J. W. Gary,¹⁵ O. Long,¹⁵ B. C. Shen,¹⁵ K. Wang,¹⁵ L. Zhang,¹⁵ D. del Re,¹⁶ H. K. Hadavand,¹⁶ E. J. Hill,¹⁶ D. B. MacFarlane,¹⁶ H. P. Paar,¹⁶ S. Rahatlou,¹⁶ V. Sharma,¹⁶ J. W. Berryhill,¹⁷ C. Campagnari,¹⁷ A. Cunha,¹⁷ B. Dahmes,¹⁷ T. M. Hong,¹⁷ M. A. Mazur,¹⁷ J. D. Richman,¹⁷ W. Verkerke,¹⁷ T. W. Beck,¹⁸ A. M. Eisner,¹⁸ C. J. Flacco,¹⁸ C. A. Heusch,¹⁸ J. Kroseberg,¹⁸ W. S. Lockman,¹⁸ G. Nesom,¹⁸ T. Schalk,¹⁸ B. A. Schumm,¹⁸ A. Seiden,¹⁸ P. Spradlin,¹⁸ D. C. Williams,¹⁸ M. G. Wilson,¹⁸ J. Albert,¹⁹ E. Chen,¹⁹ G. P. Dubois-Felsmann,¹⁹ A. Dvoretzki,¹⁹ D. G. Hitlin,¹⁹ I. Narsky,¹⁹ T. Piatenko,¹⁹ F. C. Porter,¹⁹ A. Ryd,¹⁹ A. Samuel,¹⁹ R. Andreassen,²⁰ S. Jayatilake,²⁰ G. Mancinelli,²⁰ B. T. Meadows,²⁰ M. D. Sokoloff,²⁰ F. Blanc,²¹ P. Bloom,²¹ S. Chen,²¹ W. T. Ford,²¹ J. F. Hirschauer,²¹ A. Kreisel,²¹ U. Nauenberg,²¹ A. Olivas,²¹ P. Rankin,²¹ W. O. Ruddick,²¹ J. G. Smith,²¹ K. A. Ulmer,²¹ S. R. Wagner,²¹ J. Zhang,²¹ A. Chen,²² E. A. Eckhart,²² A. Soffer,²² W. H. Toki,²² R. J. Wilson,²² Q. Zeng,²² D. Altenburg,²³ E. Feltresi,²³ A. Hauke,²³ B. Spaan,²³ T. Brandt,²⁴ J. Brose,²⁴ M. Dickopp,²⁴ V. Klose,²⁴ H. M. Lacker,²⁴ R. Nogowski,²⁴ S. Otto,²⁴ A. Petzold,²⁴ G. Schott,²⁴ J. Schubert,²⁴ K. R. Schubert,²⁴ R. Schwierz,²⁴ J. E. Sundermann,²⁴ D. Bernard,²⁵ G. R. Bonneaud,²⁵ P. Grenier,²⁵ S. Schrenk,²⁵ Ch. Thiebaux,²⁵ G. Vasileiadis,²⁵ M. Verderi,²⁵ D. J. Bard,²⁶ P. J. Clark,²⁶ W. Gradl,²⁶ F. Muheim,²⁶ S. Playfer,²⁶ Y. Xie,²⁶ M. Andreotti,²⁷ V. Azzolini,²⁷ D. Bettoni,²⁷ C. Bozzi,²⁷ R. Calabrese,²⁷ G. Cibinetto,²⁷ E. Luppi,²⁷ M. Negrini,²⁷ L. Piemontese,²⁷ F. Anulli,²⁸ R. Baldini-Ferrolì,²⁸ A. Calcaterra,²⁸ R. de Sangro,²⁸ G. Finocchiaro,²⁸ P. Patteri,²⁸ I. M. Peruzzi,^{28,*} M. Piccolo,²⁸ A. Zallo,²⁸ A. Buzzo,²⁹ R. Capra,²⁹ R. Contri,²⁹ M. Lo Vetere,²⁹ M. Macri,²⁹ M. R. Monge,²⁹ S. Passaggio,²⁹ C. Patrignani,²⁹ E. Robutti,²⁹ A. Santroni,²⁹ S. Tosi,²⁹ G. Brandenburg,³⁰ K. S. Chaisanguanthum,³⁰ M. Morii,³⁰ E. Won,³⁰ J. Wu,³⁰ R. S. Dubitzky,³¹ U. Langenegger,³¹ J. Marks,³¹ S. Schenk,³¹ U. Uwer,³¹ W. Bhimji,³² D. A. Bowerman,³² P. D. Dauncey,³² U. Egede,³² R. L. Flack,³² J. R. Gaillard,³² G. W. Morton,³² J. A. Nash,³² M. B. Nikolich,³² G. P. Taylor,³² W. P. Vazquez,³² M. J. Charles,³³ W. F. Mader,³³ U. Mallik,³³ A. K. Mohapatra,³³ J. Cochran,³⁴ H. B. Crawley,³⁴ V. Eyges,³⁴ W. T. Meyer,³⁴ S. Prell,³⁴ E. I. Rosenberg,³⁴ A. E. Rubin,³⁴ J. Yi,³⁴ N. Arnaud,³⁵ M. Davier,³⁵ X. Giroux,³⁵ G. Grosdidier,³⁵ A. Höcker,³⁵ F. Le Diberder,³⁵ V. Lepeltier,³⁵ A. M. Lutz,³⁵ A. Oyanguren,³⁵ T. C. Petersen,³⁵ M. Pierini,³⁵ S. Plaszczynski,³⁵ S. Rodier,³⁵ P. Roudeau,³⁵ M. H. Schune,³⁵ A. Stocchi,³⁵ G. Wormser,³⁵ C. H. Cheng,³⁶ D. J. Lange,³⁶ M. C. Simani,³⁶ D. M. Wright,³⁶ A. J. Bevan,³⁷ C. A. Chavez,³⁷ I. J. Forster,³⁷ J. R. Fry,³⁷ E. Gabathuler,³⁷ R. Gamet,³⁷ K. A. George,³⁷ D. E. Hutchcroft,³⁷ R. J. Parry,³⁷ D. J. Payne,³⁷ K. C. Schofield,³⁷ C. Touramanis,³⁷ C. M. Cormack,³⁸ F. Di Lodovico,³⁸ W. Menges,³⁸ R. Sacco,³⁸ C. L. Brown,³⁹ G. Cowan,³⁹ H. U. Flaecher,³⁹ M. G. Green,³⁹ D. A. Hopkins,³⁹ P. S. Jackson,³⁹ T. R. McMahon,³⁹ S. Ricciardi,³⁹ F. Salvatore,³⁹ D. Brown,⁴⁰ C. L. Davis,⁴⁰ J. Allison,⁴¹ N. R. Barlow,⁴¹ R. J. Barlow,⁴¹ C. L. Edgar,⁴¹ M. C. Hodgkinson,⁴¹ M. P. Kelly,⁴¹ G. D. Lafferty,⁴¹ M. T. Naisbit,⁴¹ J. C. Williams,⁴¹ C. Chen,⁴² W. D. Hulsbergen,⁴² A. Jawahery,⁴² D. Kovalskiy,⁴² C. K. Lae,⁴² D. A. Roberts,⁴² G. Simi,⁴² G. Blaylock,⁴³ C. Dallapiccola,⁴³ S. S. Hertzbach,⁴³ R. Kofler,⁴³ V. B. Koptchev,⁴³ X. Li,⁴³ T. B. Moore,⁴³ S. Saremi,⁴³ H. Staengle,⁴³ S. Willcoq,⁴³ R. Cowan,⁴⁴ K. Koeneke,⁴⁴ G. Sciolla,⁴⁴ S. J. Sekula,⁴⁴ M. Spitznagel,⁴⁴ F. Taylor,⁴⁴ R. K. Yamamoto,⁴⁴ H. Kim,⁴⁵ P. M. Patel,⁴⁵ S. H. Robertson,⁴⁵ A. Lazzaro,⁴⁶ V. Lombardo,⁴⁶ F. Palombo,⁴⁶ J. M. Bauer,⁴⁷ L. Cremaldi,⁴⁷ V. Eschenburg,⁴⁷ R. Godang,⁴⁷ R. Kroeger,⁴⁷ J. Reidy,⁴⁷ D. A. Sanders,⁴⁷ D. J. Summers,⁴⁷ H. W. Zhao,⁴⁷ S. Brunet,⁴⁸ D. Côté,⁴⁸ P. Taras,⁴⁸ B. Viaud,⁴⁸ H. Nicholson,⁴⁹ N. Cavallo,^{50,†} G. De Nardo,⁵⁰ F. Fabozzi,^{50,†} C. Gatto,⁵⁰ L. Lista,⁵⁰ D. Monorchio,⁵⁰ P. Paolucci,⁵⁰ D. Piccolo,⁵⁰ C. Sciacca,⁵⁰ M. Baak,⁵¹ H. Bulten,⁵¹ G. Raven,⁵¹ H. L. Snoek,⁵¹ L. Wilden,⁵¹ C. P. Jessop,⁵² J. M. LoSecco,⁵² T. Allmendinger,⁵³ G. Benelli,⁵³ K. K. Gan,⁵³ K. Honscheid,⁵³ D. Hufnagel,⁵³ P. D. Jackson,⁵³ H. Kagan,⁵³ R. Kass,⁵³

T. Pulliam,⁵³ A. M. Rahimi,⁵³ R. Ter-Antonyan,⁵³ Q. K. Wong,⁵³ J. Brau,⁵⁴ R. Frey,⁵⁴ O. Igonkina,⁵⁴ M. Lu,⁵⁴ C. T. Potter,⁵⁴ N. B. Sinev,⁵⁴ D. Strom,⁵⁴ J. Strube,⁵⁴ E. Torrence,⁵⁴ F. Galeazzi,⁵⁵ M. Margoni,⁵⁵ M. Morandin,⁵⁵ M. Posocco,⁵⁵ M. Rotondo,⁵⁵ F. Simonetto,⁵⁵ R. Stroili,⁵⁵ C. Voci,⁵⁵ M. Benayoun,⁵⁶ H. Briand,⁵⁶ J. Chauveau,⁵⁶ P. David,⁵⁶ L. Del Buono,⁵⁶ Ch. de la Vaissière,⁵⁶ O. Hamon,⁵⁶ M. J. J. John,⁵⁶ Ph. Leruste,⁵⁶ J. Malclès,⁵⁶ J. Ocariz,⁵⁶ L. Roos,⁵⁶ G. Therin,⁵⁶ P. K. Behera,⁵⁷ L. Gladney,⁵⁷ Q. H. Guo,⁵⁷ J. Panetta,⁵⁷ M. Biasini,⁵⁸ R. Covarelli,⁵⁸ S. Pacetti,⁵⁸ M. Pioppi,⁵⁸ C. Angelini,⁵⁹ G. Batignani,⁵⁹ S. Bettarini,⁵⁹ F. Bucci,⁵⁹ G. Calderini,⁵⁹ M. Carpinelli,⁵⁹ R. Cenci,⁵⁹ F. Forti,⁵⁹ M. A. Giorgi,⁵⁹ A. Lusiani,⁵⁹ G. Marchiori,⁵⁹ M. Morganti,⁵⁹ N. Neri,⁵⁹ E. Paoloni,⁵⁹ M. Rama,⁵⁹ G. Rizzo,⁵⁹ J. Walsh,⁵⁹ M. Haire,⁶⁰ D. Judd,⁶⁰ D. E. Wagoner,⁶⁰ J. Biesiada,⁶¹ N. Danielson,⁶¹ P. Elmer,⁶¹ Y. P. Lau,⁶¹ C. Lu,⁶¹ J. Olsen,⁶¹ A. J. S. Smith,⁶¹ A. V. Telnov,⁶¹ F. Bellini,⁶² G. Cavoto,⁶² A. D'Orazio,⁶² E. Di Marco,⁶² R. Faccini,⁶² F. Ferrarotto,⁶² F. Ferroni,⁶² M. Gaspero,⁶² L. Li Gioi,⁶² M. A. Mazzoni,⁶² S. Morganti,⁶² G. Piredda,⁶² F. Polci,⁶² F. Safai Tehrani,⁶² C. Voena,⁶² H. Schröder,⁶³ G. Wagner,⁶³ R. Waldi,⁶³ T. Adye,⁶⁴ N. De Groot,⁶⁴ B. Franek,⁶⁴ G. P. Gopal,⁶⁴ E. O. Olaiya,⁶⁴ F. F. Wilson,⁶⁴ R. Aleksan,⁶⁵ S. Emery,⁶⁵ A. Gaidot,⁶⁵ S. F. Ganzhur,⁶⁵ P.-F. Giraud,⁶⁵ G. Graziani,⁶⁵ G. Hamel de Monchenault,⁶⁵ W. Kozanecki,⁶⁵ M. Legendre,⁶⁵ G. W. London,⁶⁵ B. Mayer,⁶⁵ G. Vasseur,⁶⁵ Ch. Yèche,⁶⁵ M. Zito,⁶⁵ M. V. Purohit,⁶⁶ A. W. Weidemann,⁶⁶ J. R. Wilson,⁶⁶ F. X. Yumiceva,⁶⁶ T. Abe,⁶⁷ M. T. Allen,⁶⁷ D. Aston,⁶⁷ N. van Bakel,⁶⁷ R. Bartoldus,⁶⁷ N. Berger,⁶⁷ A. M. Boyarski,⁶⁷ O. L. Buchmueller,⁶⁷ R. Claus,⁶⁷ J. P. Coleman,⁶⁷ M. R. Convery,⁶⁷ M. Cristinziani,⁶⁷ J. C. Dingfelder,⁶⁷ D. Dong,⁶⁷ J. Dorfan,⁶⁷ D. Dujmic,⁶⁷ W. Dunwoodie,⁶⁷ S. Fan,⁶⁷ R. C. Field,⁶⁷ T. Glanzman,⁶⁷ S. J. Gowdy,⁶⁷ T. Hadig,⁶⁷ V. Halyo,⁶⁷ C. Hast,⁶⁷ T. Hryn'ova,⁶⁷ W. R. Innes,⁶⁷ M. H. Kelsey,⁶⁷ P. Kim,⁶⁷ M. L. Kocian,⁶⁷ D. W. G. S. Leith,⁶⁷ J. Libby,⁶⁷ S. Luitz,⁶⁷ V. Luth,⁶⁷ H. L. Lynch,⁶⁷ H. Marsiske,⁶⁷ R. Messner,⁶⁷ D. R. Muller,⁶⁷ C. P. O'Grady,⁶⁷ V. E. Ozcan,⁶⁷ A. Perazzo,⁶⁷ M. Perl,⁶⁷ B. N. Ratcliff,⁶⁷ A. Roodman,⁶⁷ A. A. Salnikov,⁶⁷ R. H. Schindler,⁶⁷ J. Schwiening,⁶⁷ A. Snyder,⁶⁷ J. Stelzer,⁶⁷ D. Su,⁶⁷ M. K. Sullivan,⁶⁷ K. Suzuki,⁶⁷ S. Swain,⁶⁷ J. M. Thompson,⁶⁷ J. Va'vra,⁶⁷ M. Weaver,⁶⁷ W. J. Wisniewski,⁶⁷ M. Wittgen,⁶⁷ D. H. Wright,⁶⁷ A. K. Yarritu,⁶⁷ K. Yi,⁶⁷ C. C. Young,⁶⁷ P. R. Burchat,⁶⁸ A. J. Edwards,⁶⁸ S. A. Majewski,⁶⁸ B. A. Petersen,⁶⁸ C. Roat,⁶⁸ M. Ahmed,⁶⁹ S. Ahmed,⁶⁹ M. S. Alam,⁶⁹ J. A. Ernst,⁶⁹ M. A. Saeed,⁶⁹ F. R. Wappler,⁶⁹ S. B. Zain,⁶⁹ W. Bugg,⁷⁰ M. Krishnamurthy,⁷⁰ S. M. Spanier,⁷⁰ R. Eckmann,⁷¹ J. L. Ritchie,⁷¹ A. Satpathy,⁷¹ R. F. Schwitters,⁷¹ J. M. Izen,⁷² I. Kitayama,⁷² X. C. Lou,⁷² S. Ye,⁷² F. Bianchi,⁷³ M. Bona,⁷³ F. Gallo,⁷³ D. Gamba,⁷³ M. Bomben,⁷⁴ L. Bosisio,⁷⁴ C. Cartaro,⁷⁴ F. Cossutti,⁷⁴ G. Della Ricca,⁷⁴ S. Dittongo,⁷⁴ S. Grancagnolo,⁷⁴ L. Lanceri,⁷⁴ L. Vitale,⁷⁴ F. Martinez-Vidal,⁷⁵ R. S. Panvini,^{76,‡} Sw. Banerjee,⁷⁷ B. Bhuyan,⁷⁷ C. M. Brown,⁷⁷ D. Fortin,⁷⁷ K. Hamano,⁷⁷ R. Kowalewski,⁷⁷ J. M. Roney,⁷⁷ R. J. Sobie,⁷⁷ J. J. Back,⁷⁸ P. F. Harrison,⁷⁸ T. E. Latham,⁷⁸ G. B. Mohanty,⁷⁸ H. R. Band,⁷⁹ X. Chen,⁷⁹ B. Cheng,⁷⁹ S. Dasu,⁷⁹ M. Datta,⁷⁹ A. M. Eichenbaum,⁷⁹ K. T. Flood,⁷⁹ M. Graham,⁷⁹ J. J. Hollar,⁷⁹ J. R. Johnson,⁷⁹ P. E. Kutter,⁷⁹ H. Li,⁷⁹ R. Liu,⁷⁹ B. Mellado,⁷⁹ A. Mihalyi,⁷⁹ Y. Pan,⁷⁹ R. Prepost,⁷⁹ P. Tan,⁷⁹ J. H. von Wimmersperg-Toeller,⁷⁹ S. L. Wu,⁷⁹ Z. Yu,⁷⁹ and H. Neal⁸⁰

(BABAR Collaboration)

¹Laboratoire de Physique des Particules, F-74941 Annecy-le-Vieux, France

²IFAE, Universitat Autònoma de Barcelona, E-08193 Bellaterra, Barcelona, Spain

³Università di Bari, Dipartimento di Fisica and INFN, I-70126 Bari, Italy

⁴Institute of High Energy Physics, Beijing 100039, China

⁵University of Bergen, Inst. of Physics, N-5007 Bergen, Norway

⁶Lawrence Berkeley National Laboratory and University of California, Berkeley, California 94720, USA

⁷University of Birmingham, Birmingham, B15 2TT, United Kingdom

⁸Ruhr Universität Bochum, Institut für Experimentalphysik 1, D-44780 Bochum, Germany

⁹University of Bristol, Bristol BS8 1TL, United Kingdom

¹⁰University of British Columbia, Vancouver, British Columbia, Canada V6T 1Z1

¹¹Brunel University, Uxbridge, Middlesex UB8 3PH, United Kingdom

¹²Budker Institute of Nuclear Physics, Novosibirsk 630090, Russia

¹³University of California at Irvine, Irvine, California 92697, USA

¹⁴University of California at Los Angeles, Los Angeles, California 90024, USA

¹⁵University of California at Riverside, Riverside, California 92521, USA

¹⁶University of California at San Diego, La Jolla, California 92093, USA

¹⁷University of California at Santa Barbara, Santa Barbara, California 93106, USA

¹⁸University of California at Santa Cruz, Institute for Particle Physics, Santa Cruz, California 95064, USA

¹⁹California Institute of Technology, Pasadena, California 91125, USA

²⁰University of Cincinnati, Cincinnati, Ohio 45221, USA

²¹University of Colorado, Boulder, Colorado 80309, USA

- ²²Colorado State University, Fort Collins, Colorado 80523, USA
²³Universität Dortmund, Institut für Physik, D-44221 Dortmund, Germany
²⁴Technische Universität Dresden, Institut für Kern- und Teilchenphysik, D-01062 Dresden, Germany
²⁵Ecole Polytechnique, LLR, F-91128 Palaiseau, France
²⁶University of Edinburgh, Edinburgh EH9 3JZ, United Kingdom
²⁷Università di Ferrara, Dipartimento di Fisica and INFN, I-44100 Ferrara, Italy
²⁸Laboratori Nazionali di Frascati dell'INFN, I-00044 Frascati, Italy
²⁹Università di Genova, Dipartimento di Fisica and INFN, I-16146 Genova, Italy
³⁰Harvard University, Cambridge, Massachusetts 02138, USA
³¹Universität Heidelberg, Physikalisches Institut, Philosophenweg 12, D-69120 Heidelberg, Germany
³²Imperial College London, London, SW7 2AZ, United Kingdom
³³University of Iowa, Iowa City, Iowa 52242, USA
³⁴Iowa State University, Ames, Iowa 50011-3160, USA
³⁵Laboratoire de l'Accélérateur Linéaire, F-91898 Orsay, France
³⁶Lawrence Livermore National Laboratory, Livermore, California 94550, USA
³⁷University of Liverpool, Liverpool L69 7ZE, United Kingdom
³⁸Queen Mary, University of London, E1 4NS, United Kingdom
³⁹University of London, Royal Holloway and Bedford New College, Egham, Surrey TW20 0EX, United Kingdom
⁴⁰University of Louisville, Louisville, Kentucky 40292, USA
⁴¹University of Manchester, Manchester M13 9PL, United Kingdom
⁴²University of Maryland, College Park, Maryland 20742, USA
⁴³University of Massachusetts, Amherst, Massachusetts 01003, USA
⁴⁴Massachusetts Institute of Technology, Laboratory for Nuclear Science, Cambridge, Massachusetts 02139, USA
⁴⁵McGill University, Montréal, Quebec, Canada H3A 2T8
⁴⁶Università di Milano, Dipartimento di Fisica and INFN, I-20133 Milano, Italy
⁴⁷University of Mississippi, University, Mississippi 38677, USA
⁴⁸Université de Montréal, Laboratoire René J. A. Lévesque, Montréal, Quebec, Canada H3C 3J7
⁴⁹Mount Holyoke College, South Hadley, Massachusetts 01075, USA
⁵⁰Università di Napoli Federico II, Dipartimento di Scienze Fisiche and INFN, I-80126, Napoli, Italy
⁵¹NIKHEF, National Institute for Nuclear Physics and High Energy Physics, NL-1009 DB Amsterdam, The Netherlands
⁵²University of Notre Dame, Notre Dame, Indiana 46556, USA
⁵³Ohio State University, Columbus, Ohio 43210, USA
⁵⁴University of Oregon, Eugene, Oregon 97403, USA
⁵⁵Università di Padova, Dipartimento di Fisica and INFN, I-35131 Padova, Italy
⁵⁶Universités Paris VI et VII, Laboratoire de Physique Nucléaire et de Hautes Energies, F-75252 Paris, France
⁵⁷University of Pennsylvania, Philadelphia, Pennsylvania 19104, USA
⁵⁸Università di Perugia, Dipartimento di Fisica and INFN, I-06100 Perugia, Italy
⁵⁹Università di Pisa, Dipartimento di Fisica, Scuola Normale Superiore and INFN, I-56127 Pisa, Italy
⁶⁰Prairie View A&M University, Prairie View, Texas 77446, USA
⁶¹Princeton University, Princeton, New Jersey 08544, USA
⁶²Università di Roma La Sapienza, Dipartimento di Fisica and INFN, I-00185 Roma, Italy
⁶³Universität Rostock, D-18051 Rostock, Germany
⁶⁴Rutherford Appleton Laboratory, Chilton, Didcot, Oxon, OX11 0QX, United Kingdom
⁶⁵DSM/Dapnia, CEA/Saclay, F-91191 Gif-sur-Yvette, France
⁶⁶University of South Carolina, Columbia, South Carolina 29208, USA
⁶⁷Stanford Linear Accelerator Center, Stanford, California 94309, USA
⁶⁸Stanford University, Stanford, California 94305-4060, USA
⁶⁹State University of New York, Albany, New York 12222, USA
⁷⁰University of Tennessee, Knoxville, Tennessee 37996, USA
⁷¹University of Texas at Austin, Austin, Texas 78712, USA
⁷²University of Texas at Dallas, Richardson, Texas 75083, USA
⁷³Università di Torino, Dipartimento di Fisica Sperimentale and INFN, I-10125 Torino, Italy
⁷⁴Università di Trieste, Dipartimento di Fisica and INFN, I-34127 Trieste, Italy
⁷⁵IFIC, Universitat de Valencia-CSIC, E-46071 Valencia, Spain
⁷⁶Vanderbilt University, Nashville, Tennessee 37235, USA
⁷⁷University of Victoria, Victoria, British Columbia, Canada V8W 3P6

* Also with Università di Perugia, Dipartimento di Fisica, Perugia, Italy

† Also with Università della Basilicata, Potenza, Italy

‡ Deceased

⁷⁸*Department of Physics, University of Warwick, Coventry CV4 7AL, United Kingdom*⁷⁹*University of Wisconsin, Madison, Wisconsin 53706, USA*⁸⁰*Yale University, New Haven, Connecticut 06511, USA*

(Received 8 July 2005; published 16 September 2005)

We present a measurement of the time-dependent CP -violating asymmetry in $B^0 \rightarrow K^{*0} \gamma$ decays with $K^{*0} \rightarrow K_S^0 \pi^0$ based on 232×10^6 $Y(4S) \rightarrow B\bar{B}$ decays collected with the *BABAR* detector at the PEP-II asymmetric-energy e^+e^- collider at SLAC. In a sample containing 157 ± 16 signal decays, we measure $S_{K^{*0}\gamma} = -0.21 \pm 0.40 \pm 0.05$ and $C_{K^{*0}\gamma} = -0.40 \pm 0.23 \pm 0.03$, where the first error is statistical and the second systematic. We also explore $B^0 \rightarrow K_S^0 \pi^0 \gamma$ decays with $1.1 < m_{K_S^0 \pi^0} < 1.8$ GeV/ c^2 and find 59 ± 13 signal events with $S_{K_S^0 \pi^0 \gamma} = 0.9 \pm 1.0 \pm 0.2$ and $C_{K_S^0 \pi^0 \gamma} = -1.0 \pm 0.5 \pm 0.2$.

DOI: 10.1103/PhysRevD.72.051103

PACS numbers: 13.20.He, 11.30.Er, 14.40.Nd

The decay transition $b \rightarrow s\gamma$ is sensitive to contributions from physics beyond the Standard Model (SM) [1]. There has been extensive experimental and theoretical investigation of the inclusive decay rate $\mathcal{B}(B \rightarrow X_s \gamma)$, which to date shows no significant deviation from the SM [2]. Various new physics scenarios can accommodate large deviations from the SM in other $b \rightarrow s\gamma$ decay properties as well, in particular in CP -violating (CPV) asymmetries and the polarization of the final state photon [3]. The photon polarization in $b \rightarrow s\gamma$ ($\bar{b} \rightarrow \bar{s}\gamma$) is predominantly left handed (right handed) in the SM. As a consequence, in the exclusive decay $B^0 \rightarrow (K_S^0 \pi^0) \gamma$ interference of the amplitude for the direct decay and the amplitude for the decay via $B^0 - \bar{B}^0$ mixing is suppressed. Therefore, time-dependent CP -violating asymmetry is expected to be small [3], $S_{K^{*0}\gamma} \approx -2 \frac{m_s}{m_b} \sin 2\beta \approx -0.04$, where m_s (m_b) is the mass of the s (b) quark, $\beta \equiv \arg(-V_{cd}V_{cb}^*/V_{td}V_{tb}^*)$ and V is the quark mixing matrix [4]. Any significant deviation that goes beyond possible hadronization corrections of order 0.1 [5] would indicate phenomena beyond the SM.

In this paper we report new measurements of the time-dependent CPV asymmetry in $B^0 \rightarrow K_S^0 \pi^0 \gamma$ [6] based on 232 million $Y(4S) \rightarrow B\bar{B}$ decays collected with the *BABAR* detector at the PEP-II asymmetric-energy e^+e^- collider at SLAC. Measurements of the CPV asymmetry in $B^0 \rightarrow K^{*0} \gamma$, the subset of events with $0.8 < m_{K_S^0 \pi^0} < 1.0$ GeV/ c^2 , have previously been reported by *BABAR* on 110 fb^{-1} [7] and *BELLE* on 253 fb^{-1} [8]. The *BELLE* collaboration has also reported a measurement of inclusive $B^0 \rightarrow K_S^0 \pi^0 \gamma$ with $0.6 < m_{K_S^0 \pi^0} < 1.8$ GeV/ c^2 [8]. The latter measurement is motivated by a recent theoretical result that indicates that all contributions to the $K_S^0 \pi^0 \gamma$ final state have the same CP eigenvalue [9], so that beyond-the-SM effects can be discovered even if the $m_{K_S^0 \pi^0}$ resonance structure is not resolved. Since the correctness of such an averaging procedure is still under discussion [5], we present our results for events with an invariant mass of the $K_S^0 \pi^0$ pair near and above the $K^*(892)^0$ resonance separately. For simplicity we refer these two contributions as “ K^* ” and “non- K^* ”, respectively.

The *BABAR* detector is fully described in Ref. [10]. The components that are most important for this analysis are a five-layer double-sided silicon micro-strip detector (SVT), a 40-layer drift chamber (DCH) and a CsI(Tl) electromagnetic calorimeter (EMC). For event simulation we use the Monte-Carlo event generator EVTGEN [11] and GEANT4 [12].

At the $Y(4S)$ resonance time-dependent CPV asymmetries are extracted from the distribution of the difference of the proper decay times $\Delta t \equiv t_{CP} - t_{\text{tag}}$, where t_{CP} refers to the decay time of the signal B (B_{CP}) and t_{tag} to that of the other B (B_{tag}). The Δt distribution for $B_{CP} \rightarrow f$ follows

$$\mathcal{P}_{\pm}(\Delta t) = \frac{e^{-|\Delta t|/\tau_B}}{4\tau_B} [1 \pm S_f \sin(\Delta m_d \Delta t) \mp C_f \cos(\Delta m_d \Delta t)], \quad (1)$$

where the upper (lower) sign corresponds to B_{tag} decaying as B^0 (\bar{B}^0), τ_B is the B^0 lifetime and Δm_d is the mixing frequency. The coefficients C_f and S_f can be expressed in terms of the $B^0 - \bar{B}^0$ mixing amplitude and the decay amplitudes for $B^0 \rightarrow f$ and $\bar{B}^0 \rightarrow f$ [13]. Direct CP violation in the decay $B^0 \rightarrow f$ results in a nonzero value of C_f . For $B^0 \rightarrow K^{*0} \gamma$ direct CP violation is constrained by measurements of the partial rate asymmetry in decays with $K^{*0} \rightarrow K^+ \pi^-$, $\mathcal{A}_{K^{*0}\gamma}^{CP} = -C_{K^{*0}\gamma} = -0.010 \pm 0.028$ [14], which is in good agreement with the SM prediction [15].

We search for $B^0 \rightarrow K_S^0 \pi^0 \gamma$ decays in $B\bar{B}$ candidate events, which are selected based on charged particle multiplicity and event topology [16]. Candidates for $K_S^0 \rightarrow \pi^+ \pi^-$ are formed from pairs of oppositely charged tracks with a vertex χ^2 probability larger than 0.001, a $\pi^+ \pi^-$ invariant mass $487 < m_{\pi^+ \pi^-} < 507$ MeV/ c^2 ($\sim 3\sigma$) and a reconstructed decay length greater than 5 times its uncertainty. Photon candidates are reconstructed from clusters in the EMC that are isolated from any charged tracks and have the expected lateral shower shape. We form $\pi^0 \rightarrow \gamma\gamma$ candidates with an invariant mass $115 < m_{\gamma\gamma} < 155$ MeV/ c^2 ($\sim 3\sigma$) and energy $E_{\pi^0} > 590$ MeV from pairs of candidate photons each of which carries a minimum energy of 30 MeV. For the photon from the B decay, the so-called primary photon,

we require an energy in the e^+e^- frame of $1.5 < E_\gamma^* < 3.5$ GeV. We veto primary photons that form a $\pi^0 \rightarrow \gamma\gamma$ ($\eta \rightarrow \gamma\gamma$) candidate with invariant mass $115 < m_{\gamma\gamma} < 155$ MeV/ c^2 ($470 < m_{\gamma\gamma} < 620$ MeV/ c^2) when combined with another photon with energy $E_\gamma > 50$ MeV ($E_\gamma > 250$ MeV).

To identify B^0 decays in $K_S^0\pi^0\gamma$ combinations we use the energy-substituted mass $m_{\text{ES}} = \sqrt{(s/2 + \mathbf{p}_i \cdot \mathbf{p}_B)^2/E_i^2 - p_B^2}$ and the energy difference $\Delta E = E_B^* - \sqrt{s}/2$. Here (E_i, \mathbf{p}_i) and (E_B, \mathbf{p}_B) are the four-vectors of the initial e^+e^- system and the B candidate, respectively, \sqrt{s} is the center-of-mass energy, and the asterisk denotes the e^+e^- rest frame. For signal decays, the m_{ES} distribution peaks near the B mass with a resolution of about 3.5 MeV/ c^2 and ΔE peaks near 0 MeV with a resolution of about 50 MeV. Both m_{ES} and ΔE exhibit a lowside tail from energy leakage in the EMC. We require $5.2 < m_{\text{ES}} < 5.3$ GeV/ c^2 and $|\Delta E| < 250$ MeV, which includes the signal region as well as a large ‘‘sideband’’ region for background estimation. We also require $|\cos\theta_B^*| < 0.9$, where θ_B^* is the angle of the B candidate with respect to the e^- momentum in the e^+e^- rest frame. Finally, for the subset of events with $m_{K_S^0\pi^0} < 1.1$ GeV/ c^2 , we require $|\cos\theta_{K^*}| < 0.9$, where θ_{K^*} is the angle between the K_S^0 and the primary photon in the $K_S^0\pi^0$ rest frame (the ‘‘helicity’’ angle).

Event topology is exploited to further suppress the background from continuum $e^+e^- \rightarrow q\bar{q}$ ($q = u, d, s, c$) events. We calculate the ratio L_2/L_0 of two moments defined as $L_j \equiv \sum_i |\mathbf{p}_i^*| |\cos\theta_i^*|^j$, where \mathbf{p}_i^* is the momentum of particle i in the e^+e^- rest frame, θ_i^* is the angle between \mathbf{p}_i^* and the thrust axis of the B candidate and the sum runs over all reconstructed particles except for the B candidate daughters. We require $L_2/L_0 < 0.55$, which suppresses the background by more than a factor 3 at the cost of approximately 10% signal efficiency. After all selections are applied the average candidate multiplicity in events with at least one candidate is approximately 1.1. We select the candidate with a reconstructed π^0 mass closest to the expected value and if ambiguity persists we select the candidate with K_S^0 mass closest to the expected value.

Selected events are divided in events with $0.8 < m_{K_S^0\pi^0} < 1.0$ GeV/ c^2 , where signal decays are predominantly $B^0 \rightarrow K^{*0}\gamma$, and events with $1.1 < m_{K_S^0\pi^0} < 1.8$ GeV/ c^2 , where the contribution from $K^*(892)$ is small. In the data we find respectively 1469 and 2629 candidate events in these categories. The selection efficiency for $B^0 \rightarrow K^{*0}\gamma$, evaluated with simulated events, is approximately 16%. Using the current world average for the branching fraction [17] we expect 176 ± 18 signal events. Compared to our previous measurement [7] the current event selection is more effective in suppressing background from B decays, leading to a reduced

systematic uncertainty from an eventual CPV asymmetry in the background without a significant loss in statistical sensitivity. The selection efficiency for $B^0 \rightarrow K_S^0\pi^0\gamma$ events with $1.1 < m_{K_S^0\pi^0} < 1.8$ GeV/ c^2 is approximately 15%, but depends on the helicity structure. Besides the $K^*(892)$ the only observed $K\pi$ resonance in $B \rightarrow K\pi\gamma$ decays is the $K_2^*(1430)$. Using the world average for the $B^0 \rightarrow K_2^*(1430)^0\gamma$ branching fraction [18] we expect 24 ± 7 events. However, since upper bounds on other resonances are weak, the actual observed signal yield may be appreciably higher.

For each B candidate we examine the remaining tracks in the event to determine the decay vertex position and the flavor of B_{tag} . Using a neural network based on kinematic and particle identification information [19] each event is assigned to one of seven mutually exclusive tagging categories, designed to combine flavor tags with similar performance and Δt resolution. We parametrize the performance of this algorithm in a data sample (B_{flav}) of fully reconstructed $B^0 \rightarrow D^{(*)-}\pi^+/\rho^+/a_1^+$ decays. The average effective tagging efficiency obtained from this sample is $Q = \sum_c \epsilon_S^c(1 - 2w^c)^2 = 0.305 \pm 0.004$, where ϵ_S^c and w^c are the efficiencies and mistag probabilities, respectively, for events tagged in category $c = 1, \dots, 7$.

The proper-time difference is extracted from the separation of the B_{CP} and B_{tag} decay vertices in a manner analogous to Ref. [20]. The B_{tag} vertex is reconstructed from the remaining charged particles in the event [16]. To reconstruct the B_{CP} vertex from the single K_S^0 trajectory we exploit the knowledge of the average interaction point (IP), which is determined from the spatial distribution of vertices in two-track events and is calculated separately for each 10-minute period of data-taking. We compute Δt and its uncertainty from a geometric fit [21] to the $Y(4S) \rightarrow B^0\bar{B}^0$ system that takes this IP constraint into account. We further improve the Δt resolution by constraining the sum of the two B decay times ($t_{CP} + t_{\text{tag}}$) to be equal to $2\tau_{B^0}$ with an uncertainty $\sqrt{2}\tau_{B^0}$. We have verified in a Monte-Carlo simulation that this procedure provides an unbiased estimate of Δt .

The per-event estimate of the uncertainty on Δt reflects the strong dependence of the Δt resolution on the K_S^0 flight direction and on the number of SVT layers traversed by the K_S^0 decay daughters. In about 70% of the events both pion tracks are reconstructed from at least 4 SVT hits, leading to sufficient resolution for the time-dependent measurement. The average Δt resolution in these events is about 1.1 ps. For events that fail this criterion or for which $\sigma(\Delta t) > 2.5$ ps or $|\Delta t| > 20$ ps, the Δt information is not used. However, these events still contribute to the measurement of $C_{K^{*0}\gamma}$, which can also be extracted from flavor-tagging information alone.

Signal yields and CPV asymmetries are extracted using an unbinned maximum-likelihood fit to m_{ES} , ΔE , L_2/L_0 ,

B. AUBERT *et al.*

flavor-tag, Δt and $\sigma(\Delta t)$, as in Ref. [7]. For the analysis of the $B^0 \rightarrow K^{*0}\pi^0$ sample $m_{K_S^0\pi^0}$ is also used in the fit. Because we expect a contribution from other B decays (“ $B\bar{B}$ background”), we allow the fit to extract the fraction of such decays as well. We have verified using fits to simulated samples that the correlation between the observables is sufficiently small that the event likelihoods for signal \mathcal{P}_S , $B\bar{B}$ background $\mathcal{P}_{B\bar{B}}$ and continuum background $\mathcal{P}_{q\bar{q}}$ can be described by the product of one-dimensional probability density functions (PDF). The PDFs for signal events and $B\bar{B}$ background events are parametrized using either the B_{flav} sample (for the flavor-tag efficiency, mistag probabilities and Δt -resolution function) or simulated events. For the continuum background, we select the functional form of the PDFs in background-enhanced samples. We exploit the large fraction of background events in the final sample to extract the background parameters along with the physics measurements in the fit. The asymmetry in the rate of B^0 versus \bar{B}^0 tags in background events is also extracted from the fit.

The PDF for the Δt of signal events and $B\bar{B}$ background events is obtained from the convolution of Eq. (1) with a resolution function $\mathcal{R}(\delta t \equiv \Delta t - \Delta t_{\text{true}}, \sigma_{\Delta t})$. The asymmetries $S_{B\bar{B}}$ and $C_{B\bar{B}}$ for the $B\bar{B}$ background are fixed to zero in the fit, but we account for a possible deviation from zero in the systematic uncertainty. The resolution function is parametrized as the sum of three Gaussian distributions [16]. The first two Gaussian distributions have a width proportional to the reconstructed $\sigma_{\Delta t}$ and a nonzero mean proportional to $\sigma_{\Delta t}$ to account for the small bias in Δt from charm decays on the B_{tag} side. The third distribution is centered at zero with a fixed width of 8 ps. We have verified in simulation that the parameters of $\mathcal{R}(\delta t, \sigma_{\Delta t})$ for $B^0 \rightarrow K_S^0\pi^0\gamma$ events are similar to those obtained from the B_{flav} sample, even though the distributions of $\sigma_{\Delta t}$ differ considerably. We therefore extract these parameters from a fit to the B_{flav} sample. We assume that the continuum background consists of prompt decays only and find that the Δt distribution is well described by a resolution function with the same functional form as used for signal events. The parameters of the background function are determined in the fit.

Figure 1 shows the background-subtracted distributions for m_{ES} and ΔE for the selected $B^0 \rightarrow K^{*0}\gamma$ candidates. The background subtraction is performed with the event weighting technique described in [22]. Events contribute according to a weight constructed from the covariance matrix for the signal, $B\bar{B}$ background and continuum background yields and the probability \mathcal{P}_S , $\mathcal{P}_{B\bar{B}}$ and $\mathcal{P}_{q\bar{q}}$ for the event, computed without the use of the variable that is being displayed. The curves in the figure represent the signal PDFs used in the fit. Figure 2 shows the background-subtracted distributions of Δt for B^0 - and \bar{B}^0 -tagged events, and the asymmetry as a function of Δt .

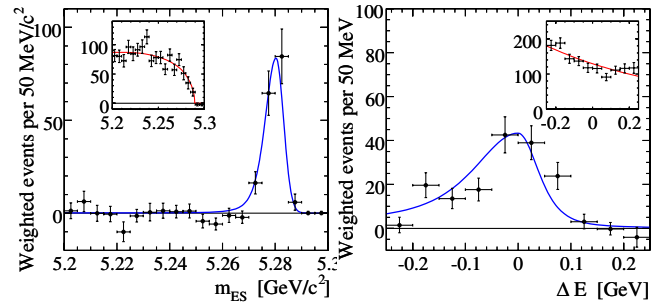


FIG. 1 (color online). Signal and background (inset) distributions for m_{ES} (left) and ΔE (right) for $0.8 < m_{K_S^0\pi^0} < 1.0$ GeV/ c^2 obtained with the weighting technique described in the text. The curves represent the PDFs used in the fit, normalized to the fitted yield.

In the fit to the $B^0 \rightarrow K^{*0}\gamma$ sample we find 157 ± 16 signal events, with

$$S_{K^{*0}\gamma} = -0.21 \pm 0.40 \pm 0.05$$

and

$$C_{K^{*0}\gamma} = -0.40 \pm 0.23 \pm 0.03,$$

where the first error is statistical and the second systematic. The systematic uncertainties are described below. The linear correlation coefficient between $S_{K^{*0}\gamma}$ and $C_{K^{*0}\gamma}$ is 0.07. The value of $C_{K^{*0}\gamma}$ is consistent with the expectation of no direct CP violation. Since its uncertainty is much larger than that obtained from the partial rate asymmetry in self-tagging decays [14], we also perform the fit with $C_{K^{*0}\gamma}$

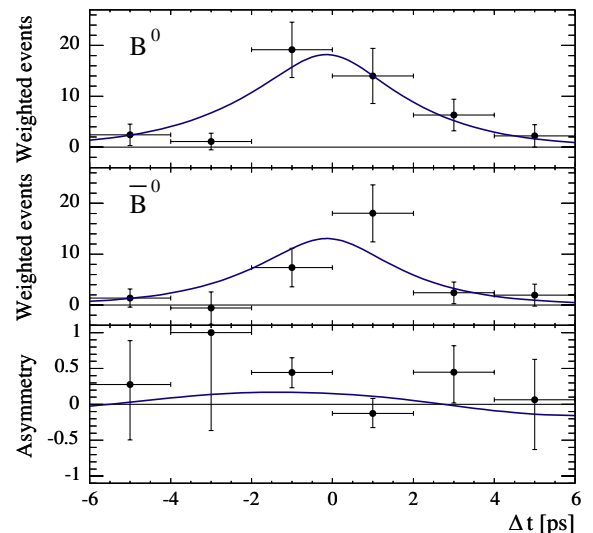


FIG. 2 (color online). Signal distribution for Δt , obtained with the weighting technique described in the text, with B_{tag} tagged as B^0 (top) or \bar{B}^0 (center), and the asymmetry (bottom). The curves represent the PDFs for signal decays in the likelihood fit, normalized to the final fit result.

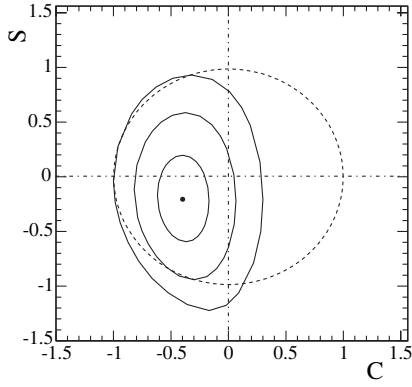


FIG. 3. Constant-likelihood contours in the S - C plane for $B^0 \rightarrow K^{*0} \gamma$ corresponding to $-2\Delta \log L = 1, 2$ and 3 . The dashed circle is the physical boundary.

fixed to zero and find

$$S_{K^{*0} \gamma}(C \equiv 0) = -0.22 \pm 0.42 \pm 0.05.$$

The counterintuitive increase in the error on $S_{K^{*0} \gamma}$ is a consequence of the likelihood contours in the S - C plane, shown in Fig. 3, not being perfectly ellipsoidal.

Figure 4 shows the background-subtracted $K_S^0 \pi^0$ invariant mass distribution for $B^0 \rightarrow K_S^0 \pi^0 \gamma$ candidates. The $K^*(892)$ resonance is clearly visible and there is some evidence for the $K_2^*(1430)$. Figure 5 shows the background-subtracted distributions for m_{ES} and ΔE events in the range $1.1 < m_{K_S^0 \pi^0} < 1.8 \text{ GeV}/c^2$. In the fit to this sample we find 59 ± 13 signal events with

$$S_{K_S^0 \pi^0 \gamma} = 0.9 \pm 1.0 \pm 0.2$$

and

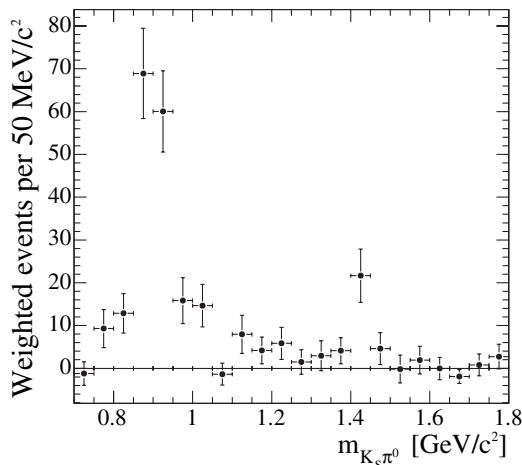


FIG. 4. Distribution for $m_{K_S^0 \pi^0}$ obtained with the weighting technique described in the text. For events with $m_{K_S^0 \pi^0} > 1.1 \text{ GeV}/c^2$ the cut on the cosine of the helicity angle $\cos \theta_{K^*}$ is not applied.

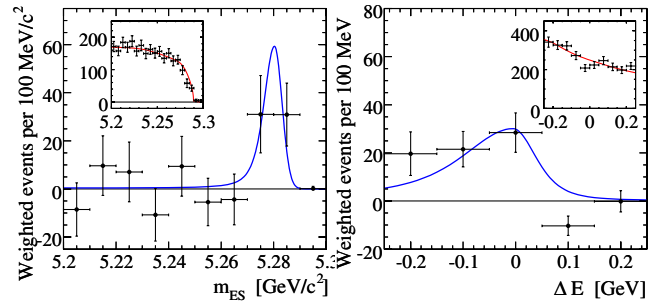


FIG. 5 (color online). Signal and background (inset) distributions for m_{ES} (left) and ΔE (right) for $1.1 < m_{K_S^0 \pi^0} < 1.8 \text{ GeV}/c^2$ obtained with the weighting technique described in the text. The curves represent the PDFs used in the fit, normalized to the fitted yield.

$$C_{K_S^0 \pi^0 \gamma} = -1.0 \pm 0.5 \pm 0.2.$$

The linear correlation coefficient between $S_{K_S^0 \pi^0 \gamma}$ and $C_{K_S^0 \pi^0 \gamma}$ is -0.09 .

We consider several sources of systematic uncertainties related to the level and possible asymmetry of the background contribution from other B decays. We evaluate this contribution using simulated samples of generic B decays and of generic $B \rightarrow X_s \gamma$ decays. For the latter we use the Kagan-Neubert model [23] for the photon energy spectrum and JETSET for the fragmentation of the s quark. Since the final state multiplicity predicted by the fragmentation model is significantly different from a recent $BABAR$ measurement [24], we reweight events according to their multiplicity. From these studies we estimate about 30 (140) events in the K^* (non- K^*) sample, with approximately equal contributions from $B \rightarrow X_s \gamma$ decays and other (generic) B decays. The $B\bar{B}$ background yields extracted for the fit to the data are 9 ± 13 and 130 ± 40 events, respectively. Although these agree with the expected yields, the latter are numerically larger. Therefore, we use the expected yields when evaluating the impact of a potential CPV asymmetry in the $B\bar{B}$ background. We vary $S_{B\bar{B}}$ and $C_{B\bar{B}}$ within an appropriate range that is derived from the composition of the $B\bar{B}$ background sample and assign a systematic uncertainty of 0.04 (0.03) on S (C) in the K^* sample and an uncertainty of 0.2 for both S and C in the non- K^* sample.

We quantify possible systematic effects due to the vertex reconstruction method in the same manner as in Ref. [20], estimating systematic uncertainties on S (C) of 0.023 (0.014) due to the vertex reconstruction technique and uncertainties in the resolution function, and 0.020 (0.007) due to possible misalignments of the SVT. Finally, we include a systematic uncertainty due to imperfect knowledge of the PDFs used in the fit, which amounts to 0.02 (0.01) for the K^* (non- K^*) sample.

In summary, we have performed a new measurement of the time-dependent CPV asymmetry in $B^0 \rightarrow K^{*0} \gamma$ decays. Within the large statistical uncertainties our measurement is consistent with the SM expectation of a small CPV asymmetry and with other measurements [8]. We have also explored the possibility of measuring the CPV asymmetry in the region with a $K_S^0 \pi^0$ invariant mass above the K^{*0} region, $1.1 < m_{K_S^0 \pi^0} < 1.8 \text{ GeV}/c^2$. We find that the signal yield, though consistent with the expectation, is too small for a meaningful asymmetry measurement. These results supersede our previous measurement [7] which was based on a subset of the data presented here.

We are grateful for the extraordinary contributions of our PEP-II colleagues in achieving the excellent luminosity and machine conditions that have made this work possible. The success of this project also relies critically on the expertise and dedication of the computing organizations that support *BABAR*. The collaborating institutions

wish to thank SLAC for its support and the kind hospitality extended to them. This work is supported by the US Department of Energy and National Science Foundation, the Natural Sciences and Engineering Research Council (Canada), Institute of High Energy Physics (China), the Commissariat à l'Énergie Atomique and Institut National de Physique Nucléaire et de Physique des Particules (France), the Bundesministerium für Bildung und Forschung and Deutsche Forschungsgemeinschaft (Germany), the Istituto Nazionale di Fisica Nucleare (Italy), the Foundation for Fundamental Research on Matter (The Netherlands), the Research Council of Norway, the Ministry of Science and Technology of the Russian Federation, and the Particle Physics and Astronomy Research Council (United Kingdom). Individuals have received support from CONACyT (Mexico), the A.P. Sloan Foundation, the Research Corporation, and the Alexander von Humboldt Foundation.

-
- [1] B. Grinstein and M.B. Wise, Phys. Lett. B **201**, 274 (1988); W.S. Hou and R.S. Willey, Phys. Lett. B **202**, 591 (1988); J.L. Hewett and J.D. Wells, Phys. Rev. D **55**, 5549 (1997).
- [2] For a recent review see T. Hurth, Rev. Mod. Phys. **75**, 1159 (2003).
- [3] D. Atwood, M. Gronau, and A. Soni, Phys. Rev. Lett. **79**, 185 (1997).
- [4] N. Cabibbo, Phys. Rev. Lett. **10**, 531 (1963); M. Kobayashi and T. Maskawa, Prog. Theor. Phys. **49**, 652 (1973).
- [5] B. Grinstein, Y. Grossman, Z. Ligeti, and D. Pirjol, Phys. Rev. D **71**, 011504 (2005).
- [6] Unless explicitly stated, charge conjugate decay modes are included implicitly throughout this paper.
- [7] B. Aubert *et al.* (*BABAR*), Phys. Rev. Lett. **93**, 201801 (2004).
- [8] Y. Ushiroda *et al.*, Phys. Rev. Lett. **94**, 231601 (2005).
- [9] D. Atwood, T. Gershon, M. Hazumi, and A. Soni, Phys. Rev. D **71**, 076003 (2005).
- [10] B. Aubert *et al.* (*BABAR*), Nucl. Instr. Methods Phys. Res., Sect. A **479**, 1 (2002).
- [11] D.J. Lange, Nucl. Instrum. Methods Phys. Res., Sect. A **462**, 152 (2001).
- [12] S. Agostinelli *et al.* (GEANT4 Collaboration), Nucl. Instrum. Methods Phys. Res., Sect. A **506**, 250 (2003).
- [13] See, for example, D. Kirkby and Y. Nir in S. Eidelman *et al.*, Phys. Lett. B **592**, 1 (2004).
- [14] J. Alexander *et al.* (Heavy Flavor Averaging Group), hep-ex/0412073; Average computed from M. Nakao *et al.* (BELLE Collaboration), Phys. Rev. D **69**, 112001 (2004); and B. Aubert *et al.* (*BABAR*), Phys. Rev. D **70**, 112006 (2004).
- [15] A.L. Kagan and M. Neubert, Phys. Rev. D **58**, 094012 (1998).
- [16] B. Aubert *et al.* (*BABAR*), Phys. Rev. D **66**, 032003 (2002).
- [17] J. Alexander *et al.* (Heavy Flavor Averaging Group), hep-ex/0412073; Average computed from T.E. Coan *et al.* (CLEO Collaboration), Phys. Rev. Lett. **84**, 5283 (2000); M. Nakao *et al.* (BELLE Collaboration), Phys. Rev. D **69**, 112001 (2004); and B. Aubert *et al.* (*BABAR*), Phys. Rev. D **70**, 112006 (2004).
- [18] J. Alexander *et al.* (Heavy Flavor Averaging Group), hep-ex/0412073; Average computed from S. Nishida *et al.* (BELLE Collaboration) Phys. Rev. Lett. **89**, 231801 (2002); and B. Aubert *et al.* (*BABAR*), Phys. Rev. D **70**, 091105 (2004).
- [19] B. Aubert *et al.* (*BABAR*), Phys. Rev. Lett. **94**, 161803 (2005).
- [20] B. Aubert *et al.* (*BABAR*), Phys. Rev. Lett. **93**, 131805 (2004).
- [21] W.D. Hulsbergen, physics/0503191.
- [22] M. Pivk and F.R. Le Diberder, physics/0402083.
- [23] A.L. Kagan and M. Neubert, Eur. Phys. J. C **7**, 5 (1999).
- [24] B. Aubert *et al.* (*BABAR*), hep-ex/0508004.