

UC Irvine

Unicode Project

Title

A proposal to encode New Testament editorial characters in the UCS

Permalink

<https://escholarship.org/uc/item/6r10d7w1>

Authors

Pantelia, Maria C.
Peevers, Richard

Publication Date

2004-03-02

**ISO/IEC JTC 1/SC 2/WG 2
PROPOSAL SUMMARY FORM TO ACCOMPANY SUBMISSIONS
FOR ADDITIONS TO THE REPERTOIRE OF ISO/IEC 10646¹**

Please fill all the sections A, B and C below.

(Please read Principles and Procedures Document for guidelines and details before filling this form.)

See <http://www.dkuug.dk/JTC1/SC2/WG2/docs/summaryform.html> for latest Form.

See <http://www.dkuug.dk/JTC1/SC2/WG2/docs/principles.html> for latest Principles and Procedures document.

See <http://www.dkuug.dk/JTC1/SC2/WG2/docs/roadmaps.html> for latest roadmaps.

A. Administrative

1. Title: **Proposal to encode New Testament editorial characters in the UCS**
2. Requester's name: **Thesaurus Linguae Graecae Project (University of California, Irvine) and UTC**
3. Requester type (Member body/Liaison/Individual contribution): **Expert Contribution**
4. Submission date: **2003-06-11**
5. Requester's reference (if applicable):
6. This is a complete proposal:

B. Technical - General

1. (Choose one of the following:)
- a. This proposal is for a new script (set of characters): _____
Proposed name of script: _____
- b. The proposal is for addition of character(s) to an existing block: **Yes**
Name of the existing block: **Supplemental Punctuation (2E00-2E0C)**
2. Number of characters in proposal: **13**
3. Proposed category (see section II, Character Categories): **Category B.1**
4. Proposed Level of Implementation (1, 2 or 3) (see clause 14, ISO/IEC 10646-1: 2000): **Level 1**
- Is a rationale provided for the choice?
If Yes, reference:
5. Is a repertoire including character names provided? **Yes**
- a. If YES, are the names in accordance with the 'character naming guidelines
in Annex L of ISO/IEC 10646-1: 2000? **Yes**
- b. Are the character shapes attached in a legible form suitable for review? **Yes**
6. Who will provide the appropriate computerized font (ordered preference: True Type, or PostScript format) for publishing the standard? **David Perry and TLG Project (True Type)**
If available now, identify source(s) for the font (include address, e-mail, ftp-site, etc.) and indicate the tools used: **TLG Project, mcpantel@uci.edu**
- a. Are references (to other character sets, dictionaries, descriptive texts etc.) provided? **Yes**
- b. Are published examples of use (such as samples from newspapers, magazines, or other sources) of proposed characters attached? **Yes**
8. Special encoding issues:
Does the proposal address other aspects of character data processing (if applicable) such as input, presentation, sorting, searching, indexing, transliteration etc. (if yes please enclose information)? **No**
9. Additional Information: **The properties for these characters are Po, Ps or Pe. See proposal for details**
Submitters are invited to provide any additional information about Properties of the proposed Character(s) or Script that will assist in correct understanding of and correct linguistic processing of the proposed character(s) or script. Examples of such properties are: Casing information, Numeric information, Currency information, Display behaviour information such as line breaks, widths etc., Combining behaviour, Spacing behaviour, Directional behaviour, Default Collation behaviour, relevance in Mark Up contexts, Compatibility equivalence and other Unicode normalization related information. See the Unicode standard at <http://www.unicode.org> for such information on other scripts. Also see <http://www.unicode.org/Public/UNIDATA/UnicodeCharacterDatabase.html> and associated Unicode Technical Reports for information needed for consideration by the Unicode Technical Committee for inclusion in the Unicode Standard.

¹ Form number: N2352-F (Original 1994-10-14; Revised 1995-01, 1995-04, 1996-04, 1996-08, 1999-03, 2001-05, 2001-09)

C. Technical - Justification

1. Has this proposal for addition of character(s) been submitted before? If YES explain _____	No
2. Has contact been made to members of the user community (for example: National Body, user groups of the script or characters, other experts, etc.)? If YES, with whom? The TLG has been in contact with experts in the field of Biblical Studies. We have consulted with members of the Institut für Neutestamentliche Textforschung at the University of Münster, Westfalia, Germany, especially, Luc Herren, Editor of the forthcoming digital version of the Nestle-Aland edition of the New Testament and Dr. Klaus Wachtel. The proposal has also been reviewed by Dr. James Adair, General Editor of TC: A Journal of Biblical Textual Criticism, and Dr. Tim Feeney, organizer of the Greek New Testament Project.	Yes
3. Information on the user community for the proposed characters (for example: size, demographics, information technology use, or publishing use) is included? Scholarly community and readers of the Greek text of the New Testament.	
4. The context of use for the proposed characters (type of use; common or rare) : Characters are used in the Nestle-Aland edition and critical apparatus of the New Testament and other secondary sources about it or derived from it.	
5. Are the proposed characters in current use by the user community? If YES, where? Characters are present in the Nestle-Aland (UBS) edition and used extensively by scholars in the field. A new digital version of the Nestle-Aland edition is currently under preparation. General references provided in attached bibliography.	Yes
6. After giving due considerations to the principles in <i>Principles and Procedures document</i> (a WG 2 standing document) must the proposed characters be entirely in the BMP? If YES, is a rationale provided? Accordance with the Roadmap	Yes
7. Should the proposed characters be kept together in a contiguous range (rather than being scattered)?	Yes
8. Can any of the proposed characters be considered a presentation form of an existing character or character sequence? If YES, is a rationale for its inclusion provided? If YES, reference: _____	No
9. Can any of the proposed characters be encoded using a composed character sequence of either existing characters or other proposed characters? If YES, is a rationale for its inclusion provided? If YES, reference: _____	No
10. Can any of the proposed character(s) be considered to be similar (in appearance or function) to an existing character? If YES, is a rationale for its inclusion provided? Left Omission Bracket is similar to <superscript> 25A1 which has different properties. Upper-Half Right Angle Substitution Marker is similar but not identical to <superscript> 231C and <superscript> 250C.	Yes
11. Does the proposal include use of combining characters and/or use of composite sequences (see clauses 4.12 and 4.14 in ISO/IEC 10646-1: 2000)? If YES, is a rationale for such use provided? If YES, reference: _____ Is a list of composite sequences and their corresponding glyph images (graphic symbols) provided? If YES, reference: _____	No
12. Does the proposal contain characters with any special properties such as control function or similar semantics? If YES, describe in detail (include attachment if necessary)	No
13. Does the proposal contain any Ideographic compatibility character(s)? If YES, is the equivalent corresponding unified ideographic character(s) identified? If YES, reference: _____	No

Proposal

The Greek text of the New Testament exists in a large number of manuscripts with many textual variants. The most widely used critical edition of the New Testament is the Nestle-Aland edition published by the United Bible Societies (UBS), currently in its 27th revised edition. In order to represent and discuss the various textual variants in the New Testament, Nestle introduced a set of editorial characters.²

A digital version of the Nestle-Aland edition which makes use of these symbols is currently under preparation by the Institut für Neutestamentliche Textforschung at the University of Münster, Germany. In addition, these editorial characters are regularly used in a number of journals and other publications³ and have, thus, become the recognized method of annotating the New Testament. LaserGreek, one of the most popular and widely used set of Greek fonts (distributed by Linguists Software) already includes these sigla in its repertoire.

The thirteen characters included in this proposal are not currently encoded in the Unicode Standard.

Bibliography

Aland, K. et al. (eds.), *Novum Testamentum Graece*, 27th edn. (Stuttgart: Deutsche Bibelgesellschaft, 1993)

Aland, K., *Synopsis Quattuor Evangeliorum*, 15th ed. (Stuttgart, 1997)

Aland, K. and Aland, B., *The Text of the New Testament: An Introduction to the Critical Editions and to the Theory and Practice of Modern Textual Criticism*, 2nd ed. (Leiden: Brill, 1989),

David M., and Van Groningen B.A., *Papyrological Primer*, 4th ed. (Leiden: Brill, 1965).

² Nestle, Nestle, Aland (1993) 49*

³ E.g. *New Testament Studies*, *Journal of Biblical Literature*, *Novum Testamentum*, etc.

Modern New Testament Editorial Characters

Table of Characters Proposed

For illustrations and documentation, see: <http://www.tlg.uci.edu/Uni.prop.html>

Number	Character	Name	Unicode	Properties	Comment
Modern New Testament Editorial Sigla					
1	⌞	Right Angle Substitution Marker		Po	Similar to <superscript>231C and <superscript>250C
2	⌚	Right Angle Dotted Substitution Marker		Po	
3	⌘	Left Substitution Bracket		Ps	
4	⌘	Right Substitution Bracket		Pe	
5	⌘̇	Left Dotted Substitution Bracket		Ps	
6	⌘̇	Right Dotted Substitution Bracket		Pe	
7	⌞̇	Raised Interpolation Marker		Po	
8	⌞̇	Raised Dotted Interpolation Marker		Po	
9	⌞̇	Dotted Transposition Marker		Po	
10	⌞̇	Left Transposition Bracket		Ps	
11	⌞̇	Right Transposition Bracket		Pe	
12*	⌞̇	Raised Square		Po	Similar to <superscript>25A1
13*	⌞̇	Raised Small Diagonal Upper Left to Lower Right		Po	

These characters do not have bidirectional properties

*Characters 12 and 13 are conventionally used as bracket, with the Raised Square marking the start of a passage of omitted text and the Raised Small Diagonal Upper Left to Lower Right marking its end.

TABLE 2E00-2E0C: SUPPLEMENTAL PUNCTUATION



2E0

0	␣
1	␣
2	␣
3	␣
4	␣
5	␣
6	␣
7	␣
8	␣
9	␣
A	␣
B	␣
C	␣


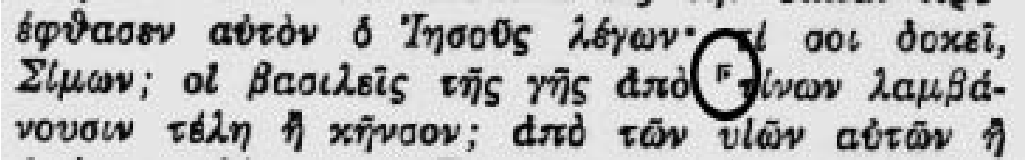
TABLE 2E00-2E0C: SUPPLEMENTAL PUNCTUATION

hex	Name
2E00	RIGHT ANGLE SUBSTITUTION MARKER
2E01	RIGHT ANGLE DOTTED SUBSTITUTION MARKER
2E02	LEFT SUBSTITUTION BRACKET
2E03	RIGHT SUBSTITUTION BRACKET
2E04	LEFT DOTTED SUBSTITUTION BRACKET
2E05	RIGHT DOTTED SUBSTITUTION BRACKET
2E06	RAISED INTERPOLATION MARKER
2E07	RAISED DOTTED INTERPOLATION MARKER
2E08	DOTTED TRANSPOSITION MARKER
2E09	LEFT TRANSPOSITION BRACKET
2E0A	RIGHT TRANSPOSITION BRACKET
2E0B	RAISED SQUARE
2E0C	RAISED SMALL DIAGONAL UPPER LEFT TO LOWER RIGHT


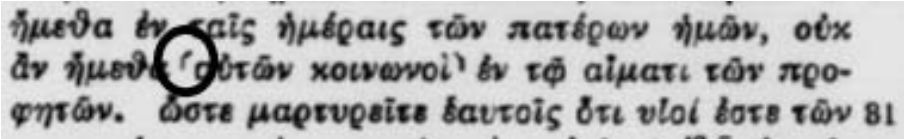
1. Right Angle Substitution Marker

Sign 	Similar Unicode <superscript> 231C <superscript> 250C
Definition and comments This character is placed at the start of a single word when the word following is replaced by one or more different words in some manuscripts (alternative readings given in the <i>apparatus criticus</i>).	
Example 1 Matthew 17.25  Nestle, E., Nestle, E. & Aland, K., <i>Novum Testamentum Graece</i> 25 th edn. (London, 1963) 46	



2. Right Angle Dotted Substitution Marker

Sign 	Similar Unicode
Definition and comments: This character is placed at the start of a single word where an alternative reading is given in the <i>apparatus criticus</i> . If there is a second alternative reading in one verse, this character is used instead of the Right Angle Substitution Marker (Character 1 above)	
Example 1 Matthew 17.25  Nestle, E., Nestle, E. & Aland, K., <i>Novum Testamentum Graece</i> 25 th edn. (London, 1963) 46	

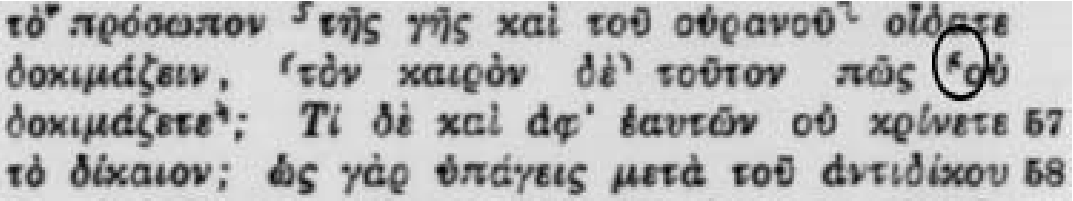
3. Left Substitution Bracket

Sign 	Similar Unicode
Definition and comments This character is placed at the start of a sequence of words where an alternative reading is given in the <i>apparatus criticus</i> .	
Example 1 Matthew 23.30  Nestle, E., Nestle, E. & Aland, K., <i>Novum Testamentum Graece</i> 25 th edn. (London, 1963) 64	

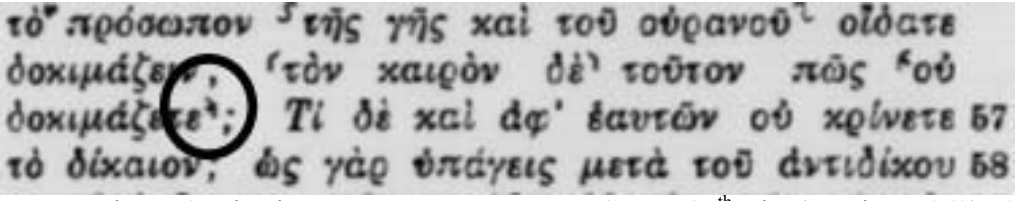
4. Right Substitution Bracket

Sign 	Similar Unicode
Definition and comments This character is placed at the end of a sequence of words where an alternative reading is given in the <i>apparatus criticus</i> . This bracket is used together with the Left Substitution Bracket (Character 3).	
Example 1 Matthew 23.30  Nestle, E., Nestle, E. & Aland, K., <i>Novum Testamentum Graece</i> 25 th edn. (London, 1963) 64	


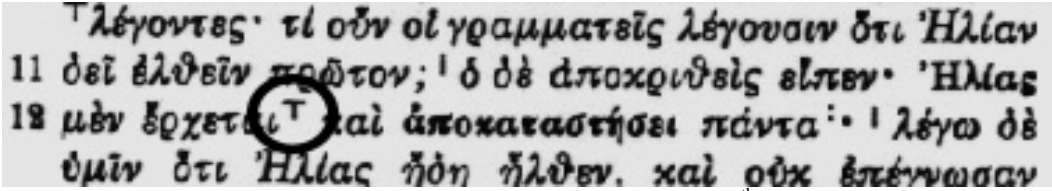
5. Dotted Left Substitution Bracket

Sign ﴿	Similar Unicode
<p>Definition and comments</p> <p>This character is placed at the start of a sequence of words where an alternative reading is given in the <i>apparatus criticus</i>. If there is a second alternative reading in one verse, this character is used instead of Left Substitution Bracket (Character 3).</p>	
<p>Example 1 Luke 12.56</p>  <p>Nestle, E., Nestle, E. & Aland, K., <i>Novum Testamentum Graece</i> 25th edn. (London, 1963) 190</p>	


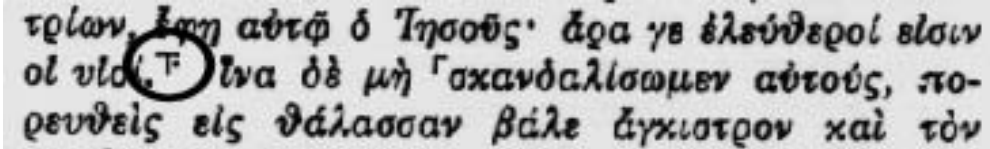
6. Dotted Right Substitution Bracket

Sign ﴾	Similar Unicode
<p>Definition and comments</p> <p>This character is placed at the end of a sequence of words where an alternative reading is given in the <i>apparatus criticus</i>. If there is a second alternative reading in one verse, this character is used instead of Right Substitution Bracket (Character 4).</p>	
<p>Example 1 Luke 12.56.</p>  <p>Nestle, E., Nestle, E. & Aland, K., <i>Novum Testamentum Graece</i> 25th edn. (London, 1963) 190</p>	

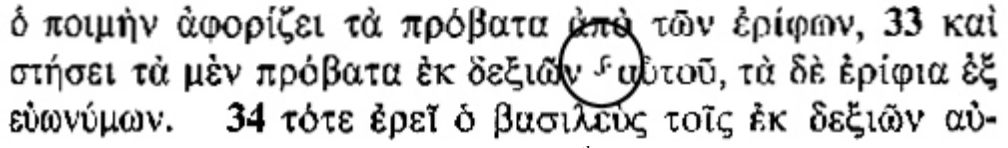
7. Raised Interpolation Marker

Sign 	Similar Unicode
Definition and comments This character is placed at a point in the text where another version has a longer text. The further text is given in the <i>apparatus criticus</i> .	
Example 1 Mathew 17.11  Nestle, E., Nestle, E. & Aland, K., <i>Novum Testamentum Graece</i> 25 th edn. (London, 1963) 45	

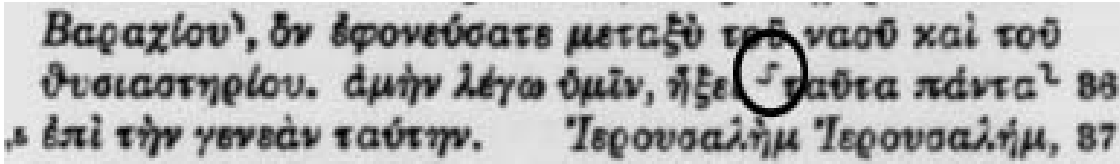
8. Raised Dotted Interpolation Marker

Sign 	Similar Unicode
Definition and comments This character is placed at a point in the text where another version has a longer text. The further text is given in the <i>apparatus criticus</i> . If there is a second piece of interpolated text in one verse, this character is used instead of the Raised Interpolation Marker (Character 7).	
Example 1 Matthew 17.26  Nestle, E., Nestle, E. & Aland, K., <i>Novum Testamentum Graece</i> 25 th edn. (London, 1963) 46	

9. Dotted Transposition Marker

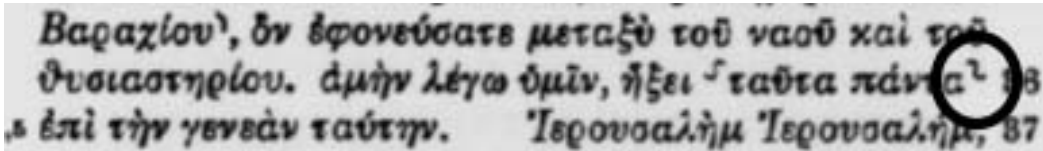
Sign ⋈	Similar Unicode
Definition and comments This character is placed at the start of a word or verse that has been transposed. The transposition is explained in the <i>apparatus criticus</i> .	
Example 1  Aland, K. et al. (eds.), <i>Novum Testamentum Graece</i> , 27 th edn. (Stuttgart: Deutsche Bibelgesellschaft, 1993) 73	

10. Left Transposition Bracket

Sign ⋈	Similar Unicode
Definition and comments This character is placed at the start of a sequence of words when the words are preserved in different order in some manuscripts. The transposition is explained in the <i>apparatus criticus</i> .	
Example 1 Matthew 23.36  Nestle, E., Nestle, E. & Aland, K., <i>Novum Testamentum Graece</i> 25 th edn. (London, 1963) 64	

11. Right Transposition Bracket

Sign ⋈	Similar Unicode
Definition and comments This character is placed at the end of a sequence of words when the words are preserved in different order in some manuscripts. The transposition is explained in the <i>apparatus criticus</i> .	

Example 1**Matthew 23.36**Nestle, E., Nestle, E. & Aland, K., *Novum Testamentum Graece* 25th edn. (London, 1963) 64**12. Raised Square**

Sign ◻	Similar Unicode <superscript> 25A1
<p align="center">Definition and comments</p> <p>This character is placed before a word to indicate that the following sequence of words is omitted in some manuscripts. This bracket is used in conjunction with Raised Square (character 13)/</p>	
<p align="center">Example 1</p> <p>See character 13 below</p>	

13. Raised Small Diagonal Upper Left to Lower Right

Sign ↙	Similar Unicode
<p>Definition and comments</p> <p>This character is used in conjunction with the Raised Small Diagonal Upper Left to Lower Right (Character 12). The words between the two brackets are omitted in some manuscripts.</p>	
<p>Example 1 Matthew 1.25</p> <p>Nestle, E., Nestle, E. & Aland, K., <i>Novum Testamentum Graece</i> 25th edn. (London, 1963) 3</p>	