

# Lawrence Berkeley National Laboratory

## Lawrence Berkeley National Laboratory

### Title

First results on neutrinoless double beta decay of Te-130 with the calorimetric cuoricino experiment

### Permalink

<https://escholarship.org/uc/item/6kb56358>

### Authors

Arnaboldi, C.  
Artusa, D.R.  
Avignone, F.T.  
et al.

### Publication Date

2003-12-04

Peer reviewed

# First Results on Neutrinoless Double Beta Decay of $^{130}\text{Te}$ with the Calorimetric Cuoricino Experiment

C. Arnaboldi <sup>a</sup>, D.R. Artusa <sup>b</sup>, F.T. Avignone III <sup>b</sup>, M.Balata <sup>c</sup>,  
I.Bandac <sup>b</sup>, M.Barucci <sup>d</sup>, J.W.Beeman <sup>e</sup>, C.Brofferio <sup>a</sup>, C.Bucci <sup>c</sup>,  
S.Capelli <sup>a</sup>, F.Capozzi <sup>a</sup>, L.Carbone <sup>a</sup>, S.Cebrian <sup>f</sup>,  
O. Cremonesi <sup>a</sup>, R.J.Creswick <sup>b</sup>, A. de Waard <sup>i</sup>, H.A.Farach <sup>b</sup>,  
A.Fascilla <sup>h</sup>, E. Fiorini <sup>a,1</sup>, G.Frossati <sup>i</sup>, A. Giuliani <sup>h</sup>, P.Gorla <sup>a,f,3</sup>,  
E.E.Haller <sup>e,g</sup>, R.J.McDonald <sup>e</sup>, A.Morales <sup>f</sup>, E.B.Norman <sup>e</sup>,  
A. Nucciotti <sup>a</sup>, E. Olivieri <sup>d</sup>, E.Palmieri <sup>j</sup>, E.Pasca <sup>d</sup>, M. Pavan <sup>a</sup>,  
M. Pedretti <sup>h</sup>, G. Pessina <sup>a</sup>, S.Pirro <sup>c</sup>, C.Pobes <sup>c,2</sup>, E. Previtalli <sup>a</sup>,  
M.Pyle <sup>c</sup>, L.Risegari <sup>d</sup>, C.Rosenfeld <sup>b</sup>, S.Sangiorgio <sup>h</sup>, M. Sisti <sup>a</sup>,  
A.R.Smith <sup>e</sup>, L.Torres <sup>a,f,3</sup>, G.Ventura <sup>d</sup>.

<sup>a</sup>*Dipartimento di Fisica dell'Università di Milano-Bicocca e Sezione di Milano  
dell'INFN, Milan I-2016, Italy*

<sup>b</sup>*Department of Physics and Astronomy , University of South Carolina, Columbia  
, South Carolina,29208,USA*

<sup>c</sup>*Laboratori Nazionali del Gran Sasso, I-67010, Assergi (L'Aquila), Italy*

<sup>d</sup>*Dipartimento di Fisica dell'Università di Firenze e Sezione di Firenze dell'INFN,  
Firenze I-50125, Italy*

<sup>e</sup>*Lawrence Berkeley National Laboratory , Berkeley, California 94720, USA*

<sup>f</sup>*Laboratorio de Fisica Nuclear y Alta Energias, Universidad de Zaragoza, 50009  
Zaragoza , Spain*

<sup>g</sup>*Dept.of Material Science and Engineering,Univ.California,Berkeley,California  
94720 USA*

<sup>h</sup>*Dipartimento di Scienze Chimiche, Fisiche e Matematiche dell'Università  
dell'Insubria e Sezione di Milano dell'INFN, Como I-22100, Italy*

<sup>i</sup>*Kamerling Onnes Laboratory, Leiden University, 2300 RAQ,Leiden, the  
Netherlands*

<sup>j</sup>*Laboratori Nazionali di Legnaro, I-35020 Legnaro,(padova),Italy*

---

## Abstract

The first results are reported on the limit for neutrinoless double decay of  $^{130}\text{Te}$

obtained with the new bolometric experiment CUORICINO. The set-up consists of 44 cubic crystals of natural  $\text{TeO}_2$ , 5 cm on the side and 18 crystals of  $3 \times 3 \times 6 \text{ cm}^3$ . Four of these latter crystals are made with isotopically enriched materials: two in  $^{128}\text{Te}$  and two others in  $^{130}\text{Te}$ . With a sensitive mass of  $\sim 40 \text{ kg}$ , our array is by far the most massive running cryogenic detector to search for rare events. The array is operated at a temperature of  $\sim 10 \text{ mK}$  in a dilution refrigerator under a heavy shield in the Gran Sasso Underground Laboratory at a depth of about 3500 m.w.e. The counting rate in the region of neutrinoless double beta decay is  $\sim 0.2 \text{ counts keV}^{-1} \text{ kg}^{-1} \text{ year}^{-1}$ , among the lowest in this type of experiment. No evidence for neutrinoless double beta decay is found with the present statistics obtained in about three months with a live time of 72 %. The corresponding lower limit for the lifetime of this process is of  $5.5 \times 10^{23}$  years at 90 % C.L. The corresponding limit for the effective neutrino mass ranges between 0.37 to 1.9 eV depending on the theoretically calculated nuclear matrix elements used. This constraint is the most restrictive one except those obtained with Ge diodes, and is comparable to them.

*Key words:* Double beta decay, neutrino mass

*PACS:* 23.40.B; 11.30.F; 14.60.P

---

## 1 Introduction

Strong interest has been recently revived in neutrinoless double beta decay (DBD) by the discovery of neutrino oscillations in solar [1,2], atmospheric [3], and reactor [4] experiments. This discovery indicates a non-zero value for the difference between two neutrino mass eigenvalues. It becomes therefore imperative to search for a finite value for the effective electron neutrino mass [5–7]. In astrophysics, the recent results of the full sky microwave maps by WMAP together with the 2dF Galaxy Redshift Survey [8] constrain to less than  $\sim 0.7 \text{ eV}$  the sum of the masses of neutrinos of the three flavors. Direct experiments on single beta decay presently constrain the absolute value of this mass to less than 2.2 eV, while a bound of  $\sim 0.2 \text{ eV}$  is expected in the KATRIN experiment [9]. A more restrictive limit for the effective mass of Majorana neutrinos can undoubtedly come from neutrinoless double beta decay (DBD). In its two negatron channel DBD consists of the direct emission of two electrons

---

<sup>1</sup> c.a.: Ettore Fiorini, Piazza della Scienza 3, 20126 Milano (Italy) Tel +39-02-64482424 Fax +39-02-64482463 e-mail ettore.fiorini@mib.infn.it

<sup>2</sup> CEE fellow in the Network on Cryogenic Detectors, under contract FM-RXCT980167, presently at the Lab. De Fisica Nuclear y Altas Energias, University of Zaragoza (Spain)

<sup>3</sup> CEE fellow in the Network on Cryodetectors, under contract HPRN-CT-2002-00322

from a nucleus  $(A,Z)$  decaying to the corresponding isobar  $(A,Z+2)$ . This process can be searched for when the single beta transition from  $(A,Z)$  to  $(A,Z+1)$  is energetically forbidden or at least strongly hindered by a large change of the spin-parity state. The process of two neutrino DBD is accompanied by the emission of two electron antineutrinos and therefore conserves lepton number. It is allowed by the standard model of electroweak interactions, and it has been found in ten nuclei [10–13]. On the contrary conservation of the lepton number is violated in the majoron decay, where the massless Goldstone boson accompanies the emission of the two electrons, and in the so called *neutrinoless* DBD, where only the two electrons are emitted. In this case these two particles would share the total transition energy and a peak would appear in the sum energy spectrum of the two electrons. In addition the available phase space is much larger with respect to the two neutrino one, rendering neutrinoless DBD a very powerful way to search for lepton number non conservation. The expected value for the effective neutrino mass,  $\langle m_\nu \rangle$ , or its upper limit is proportional to the square root of the rate, which makes searches for neutrinoless DBD quite difficult. On the other hand this rate is proportional to the square of the nuclear matrix element, whose evaluation is at least presently, quite uncertain. Since the uncertainty in the value of the nuclear matrix element reflects itself directly in that of  $\langle m_\nu \rangle$ , searches for neutrinoless DBD should be carried out on several candidate nuclei. There is another reason for this statement; should a peak appear at the expected region of neutrinoless DBD, one cannot exclude *a priori* that it could be due to a line from a *so far unknown* radioactive contamination. Only the evidence for peaks at the different energy expected for a different DBD candidate nucleus would definitely prove the existence of neutrinoless DBD. No evidence was claimed so far for the neutrinoless channel in any nucleus, with the exception of an alleged evidence for neutrinoless DBD of  $^{76}\text{Ge}$  reported by a subset of the Heidelberg-Moscow collaboration [14,15], but confronted by other authors [5,16,17], and even by a different subset of the same collaboration [18].

DBD can be searched for, indirectly, in radiochemical [19] or geochemical experiments [20–24], based on the search for the  $(A,Z+2)$  product nuclei. These experiments are very sensitive, but indicate only the presence of the daughter nucleus and cannot therefore discriminate between lepton conserving and non conserving processes or between decays to the ground or excited states of the daughter nucleus.

Direct experiments are based on two different approaches. In the source $\neq$ detector ones thin sheets of a double beta active material are inserted in a suitable detector. In the source=detector or “calorimetric” experiments [25] the detector itself is made of a material containing the double beta active nucleus.

The use of cryogenic detectors to search for DBD was suggested in 1984 [26]. These bolometers are made [27–29] with diamagnetic and dielectric crystals, and therefore at low temperature their heat capacity is proportional to the cube of the ratio between the operating and Debye temperatures. As a consequence in a cryogenic set-up this capacity can become so small that even the

tiny energy released by a particle in the form of heat generates a measurable temperature increase of the absorber. Cryogenic detectors offer a wide choice of DBD candidates, the only requirement being that the candidate nucleus be part of a compound which can be grown in the form of a crystal with reasonable thermal and mechanical properties. The isotope  $^{130}\text{Te}$  is an excellent candidate to search for DBD due to its high transition energy ( $2528.8 \pm 1.3$  keV) [30], and large isotopic abundance (33.8 %)[31] which allows a sensitive experiment to be performed with natural tellurium. In addition, the expected signal at 2528.8 keV happens to be in an energy region between the peak and the Compton edge of the  $^{208}\text{Tl}$   $\gamma$ -rays at 2615 keV, which generally dominates the  $\gamma$  background in this high energy region. Of the various compounds of this element,  $\text{TeO}_2$  appears to be the most promising one due to good mechanical and thermal properties.

A series of experiments with various arrays of 340 gram crystals of natural  $\text{TeO}_2$  have been carried out in the Laboratori Nazionali del Gran Sasso. The results of an experiment carried out with an array of 16 crystals of natural Te and four enriched crystals of which two in  $^{128}\text{Te}$  and two in  $^{130}\text{Te}$ , with a total mass of  $\sim 6.8$  kg has been recently published [32] We report here the first operation and the preliminary results on neutrinoless DBD obtained with the new set-up, CUORICINO, with a total mass of  $\sim 40$  kg of  $\text{TeO}_2$ .

## 2 Experimental details

The CUORICINO array consists of a tower with 13 planes containing 62 crystals of  $\text{TeO}_2$  operating in Hall A of the Gran Sasso Underground Laboratory [33] in the same dilution refrigerator previously used in our experiment with 20 crystals [32].

As shown in Fig. 1, the structure is as follows: the upper 10 planes and the lowest one consist of 4 natural crystals of  $5 \times 5 \times 5$  cm<sup>3</sup>, while the 11th and 12th planes have nine,  $3 \times 3 \times 6$  cm<sup>3</sup> crystals. In the  $3 \times 3 \times 6$  cm<sup>3</sup> planes the central crystal is fully surrounded by the nearest neighbors.

The small size crystals are also made with natural tellurium except for four. Two of them are enriched in  $\text{Te}^{128}$  and two in  $\text{Te}^{130}$ , with isotopic abundance of 82.3 and 75 % , respectively. All crystals were grown with pre-tested low radioactivity material by the Shanghai Institute of Ceramics and shipped to Italy by sea in order to minimize the activation due to cosmic rays. They have then been lapped with specially selected low contamination abrasives to reduce the radioactive contamination on surface, introduced by the original production process in China. All these operations and the final mounting of the tower were carried out in a nitrogen atmosphere glove box in a clean room. The mechanical structure of the array was made exclusively with OFHC Copper and Teflon, also previously tested for absence of measurable radioactive




Fig. 1. The tower of CUORICINO and the four and nine crystal modules

contaminations.

Thermal pulses are recorded by means of Neutron Transmutation Doped (NTD) Ge thermistors thermally coupled to each crystal and specifically prepared to present similar thermal performance. The gain of the bolometer is calibrated and stabilized by means of a resistor of 50 - 100 k $\Omega$ , attached to each absorber and acting as a heater [35]. The tower is mechanically decoupled from the cryostat in order to avoid vibrations from the overall facility to reduce noise in the detectors. It is therefore connected through a 25 mm copper bar to a steel spring fixed to the 50 mK plate of the refrigerator. It is therefore connected through a 25 cm copper bar to a steel spring fixed to the 50 mK plate of the same dilution refrigerator previously used in the experiment with the 20 detector array [32]. The entire set-up is shielded with two layers of lead of 10 cm minimum thickness each. The outer one is made of common low radioactivity lead, the inner of special lead with a contamination of  $16 \pm 4$  Bq/kg in  $^{210}\text{Pb}$ . The electrolytic copper of the refrigerator thermal shields provides an additional shield of 2 cm minimum thickness. An external 10 cm layer of borated polyethylene has been installed to reduce the background due to environmental neutrons.

search shield against the intrinsic radioactive contamination of the dilution unit, materials (e.g. from silver and stainless steel) an internal layer of 10 cm Roman lead ( $^{210}\text{Pb}$  activity  $< 4$  mBq/kg [34]), framed the inside of the cryostat immediately above the tower of the array. The background from the activity mainly in the lateral thermal shields of the dilution refrigerator is reduced by a lateral internal shield of Roman lead of 1.2 minimum thickness. We should point out that to use the same cryostat with the much larger CUORICINO array, the inner thermal shields had to be changed. As a consequence the lateral layer of Roman lead had to be substantially reduced with respect

to the configuration of the previous set-up with 20 crystals. The refrigerator is surrounded by a Plexiglas anti-radon box flushed with clean  $N_2$  from a liquid nitrogen evaporator, and by a Faraday cage to eliminate electromagnetic interference.

The front-end electronics of all  $3\times 3\times 6$  cm<sup>3</sup> detectors and of 20 of the 44 detectors of  $5\times 5\times 5$  cm<sup>3</sup> are located at room temperature. They consists of a differential voltage sensitive preamplifier followed by a second stage and an antialiasing filter [35–37]. The differential configuration has been adopted to minimize signal cross talk and microphonic noise coming from the connecting wires. Precautions have been taken to suppress any possible effect coming from room temperature drift [35] and main power supply instability [38]. A pair of load resistors serves to bias each bolometer in a symmetric way [39]. All the necessary settings for the front-end and the biasing system are programmed remotely via computer, to allow the optimization of the overall dynamic performance separately for each detector [36]. The so called *cold electronics* has been applied to 24 of the  $5\times 5\times 5$  cm<sup>3</sup> detectors. In this case the preamplifier is located near the detector in a box kept at  $\sim 100$  K to reduce the noise due to microphonics, which is particularly dangerous in the low energy region of the spectrum, relevant for searches for interactions of WIMPS.

The array was cooled down to temperatures around 8 mK with a temperature spread of  $\sim 1$  mK among the different detectors. A routine calibration was performed using two wires of thoriated tungsten inserted inside the external lead shield in immediate contact with the OVC of the dilution refrigerator. This calibration, which normally lasts one-two days is performed at the beginning and end of each run, which usually lasts two weeks.

### 3 CUORICINO performance

CUORICINO was cooled down at the beginning of 2003. Unfortunately during this operation electrical connections to 12 of the 44 detectors of  $5\times 5\times 5$  cm<sup>3</sup> and to one of the crystals of  $3\times 3\times 6$  cm<sup>3</sup> were lost. This was mainly due to the disconnection of a few of the thermalizers which allow the transition in various steps of the electric signals from the detectors to room temperature. The technical problem responsible for this disconnection has been identified to be located in the thermalization stages and new thermalizers have been fabricated and tested at low temperatures. Since however the performance of the remaining detectors was very good, and their total mass was  $\sim 30$  kg, we decided to postpone the warming up of the array and the entire rewiring for a few months while collecting data.

The performance of the electrically connected detectors was found to be quite good: the average FWHM resolution during the calibration runs was of 7 keV and 9 keV, in the region of neutrinoless DBD for the  $5\times 5\times 5$  cm<sup>3</sup> and the  $3\times 3\times 6$

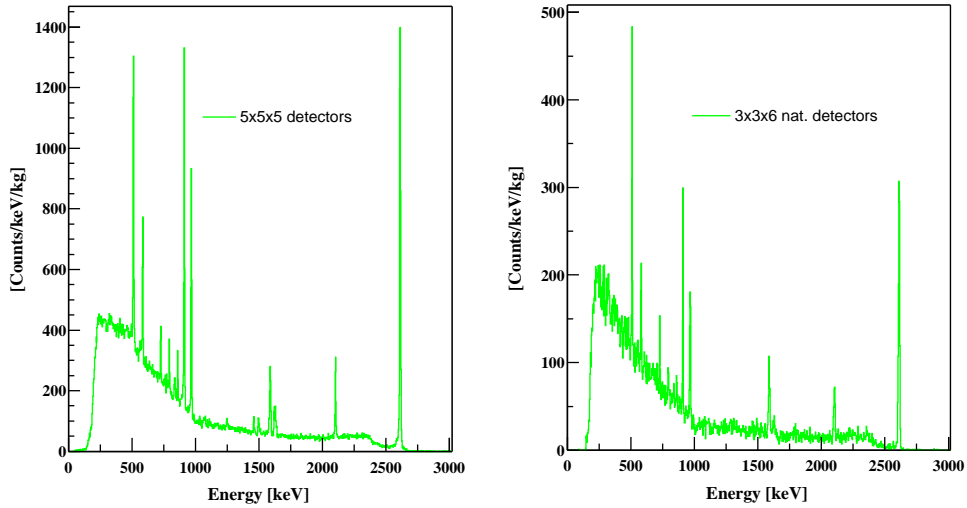


Fig. 2. Sum calibration spectra of the  $5 \times 5 \times 5 \text{ cm}^3$  and  $3 \times 3 \times 6 \text{ cm}^3$  crystals

$\text{cm}^3$ , respectively. The improved resolution of the new large size crystals with respect to that of the smaller ones is due to their better quality and thermal coupling. The sum calibration spectra of the large and small size crystals are shown in Fig. 2

Double beta decay measurements started on April 2003 and were interrupted after three months due to the disconnection of the cooling water supply of the Laboratory as consequence of the environmental problems associated with the Laboratory itself. During this period CUORICINO operated with a duty factor of 72%, which is considered very good for a large cryogenic experiment. After the interruption, and a second short run, an independent cooling system has been recently implemented and CUORICINO is starting running again.

## 4 Results

The results reported here refer to the first run totalling an effective exposure of  $\sim 2.9 \text{ kg y}^{-1}$  and  $\sim 0.26 \text{ kg y}^{-1}$  for the large and small crystals, respectively. The corresponding spectra in Fig.3, show the  $\gamma$ -ray line due to  $^{40}\text{K}$ , and those due to the  $^{238}\text{U}$  and  $^{232}\text{Th}$  chains. Also visible are the lines of  $^{121}\text{Te}$ ,  $^{121m}\text{Te}$ ,  $^{123m}\text{Te}$ ,  $^{125m}\text{Te}$  and  $^{127m}\text{Te}$  due to Te activation and those of  $^{57}\text{Co}$ ,  $^{58}\text{Co}$ ,  $^{60}\text{Co}$ , and  $^{54}\text{Mn}$  most likely due to activation of the Coper frame..

The background counting rates in the region of neutrinoless DBD are  $0.20 \pm .03$  and  $0.2 \pm .1$  for the  $5 \times 5 \times 5 \text{ cm}^3$  and  $3 \times 3 \times 6 \text{ cm}^3$ , respectively. These values are among the best ever obtained in this energy region and similar to those reached in the experiments with Ge diodes [10–13].

The sum *background* spectrum of the  $5 \times 5 \times 5 \text{ cm}^3$  and  $3 \times 3 \times 6 \text{ cm}^3$  crystals is



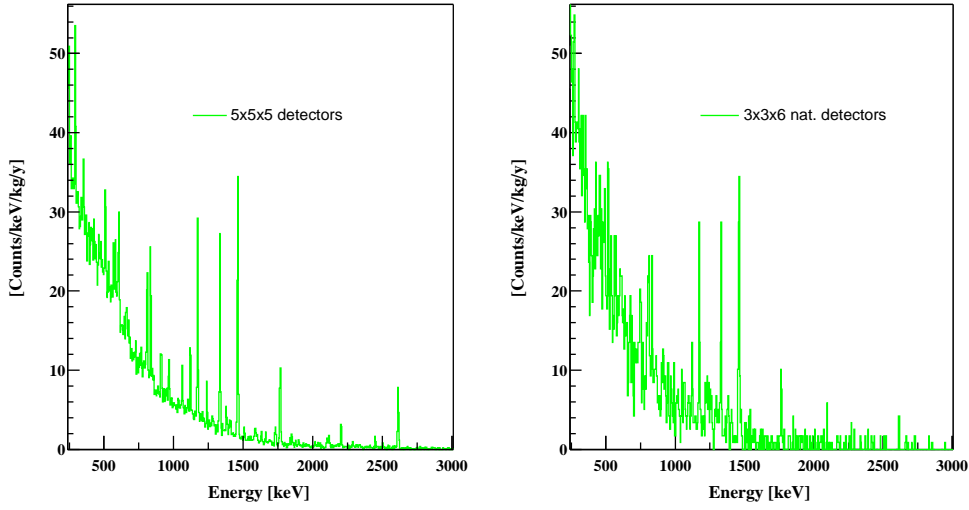


Fig. 3. Sum *background* spectra of the  $5 \times 5 \times 5 \text{ cm}^3$  and  $3 \times 3 \times 6 \text{ cm}^3$  crystals

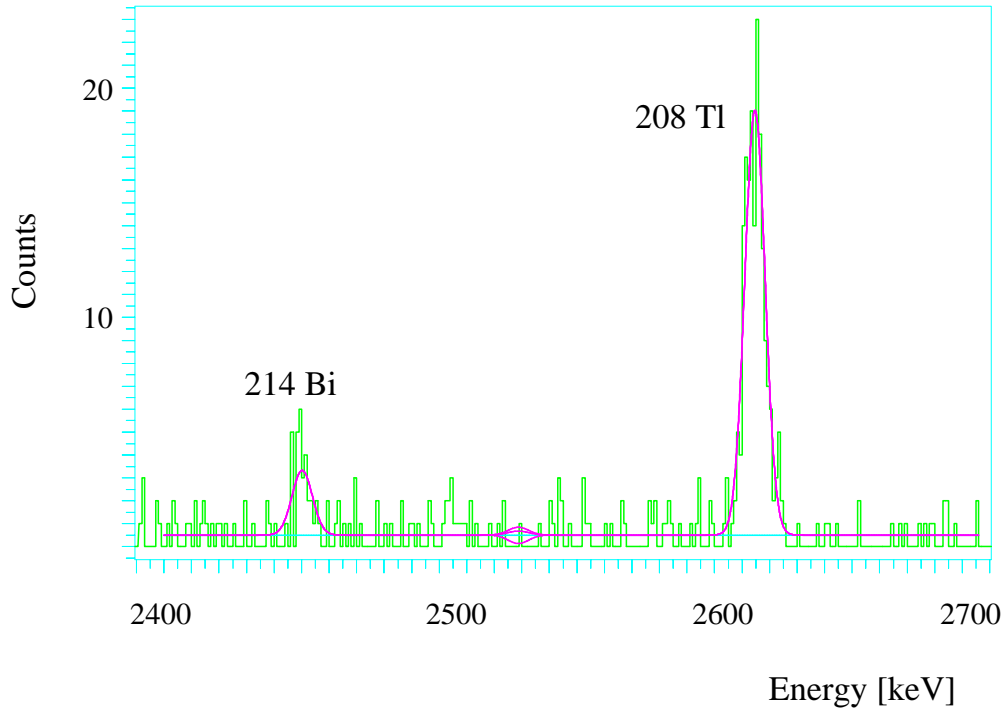


Fig. 4. Sum of the spectra of the  $5 \times 5 \times 5 \text{ cm}^3$  and  $3 \times 3 \times 6 \text{ cm}^3$  crystals in the region of neutrinoless double beta decay

shown in Fig.4. No peak appears in the region of neutrinoless DBD of  $^{130}\text{Te}$ . A maximum likelihood procedure used to establish the maximum number of  $\beta\beta$  ( $0\nu$ ) events compatible to the measured background implies an upper limit of  $5.5 \times 10^{23}$  years for neutrinoless DBD of  $^{130}\text{Te}$  at 90% C.L..

The limits that can be extracted from our result on the effective neutrino mass are reported in Table 1 for the various theoretical calculations, apart

from those based on the shell model which have not been successful for heavy nuclei [44]. We have also not considered the recent paper by Rodin et al [45], whose calculations for neutrinoless DBD are based on the experimental values for the corresponding two neutrino channel. In fact there is not yet an universally accepted value for the decay of  $^{130}\text{Te}$ . The half-life they used,  $2.7 \times 10^{21}$  years, due to Bernatowicz et al [22], is the highest among the geochemical ones [20,21,23,24], while a recent indication [32] yields a value of the order or below  $10^{21}$  years. A definite answer should come soon from the NEMO III experiment and also by an extended analysis of our results on two neutrino DBD of  $^{130}\text{Te}$  from CUORICINO.

Taking into account theoretical uncertainties we obtain from our data constraints in the ranges (0.37-1.9) eV for the value of effective Majorana mass of the electron neutrino. Our limit on  $\langle m_\nu \rangle$  appears to be the most restrictive one among those obtained with direct methods after those from  $^{76}\text{Ge}$ .

Table 1

Lower limits on  $\langle m_\nu \rangle$  according to different evaluation methods (QRPA: Quasi Random Phase Approximation and OEM: Operator Expansion Method)

|                          | Authors/Ref.               | Method          | $\langle m_\nu \rangle$ ( eV) |
|--------------------------|----------------------------|-----------------|-------------------------------|
| QRPA                     | Staudt et al., 1992 [46]   | pairing (Paris) | 0.37-0.4                      |
|                          |                            | pairing (Bonn)  | 0.4-0.44                      |
|                          | Pantis et al., 1996 [47]   | no p-n pairing  | 1.2                           |
|                          |                            | p-n pairing     | 1.9                           |
|                          | Vogel, 1986 [48]           |                 | 1.1                           |
|                          | Civitarese, 1987 [49]      |                 | .97                           |
|                          | Tomoda, 1991 [50]          |                 | .97                           |
|                          | Barbero et al., 1999 [51]  |                 | .78                           |
|                          | Simkovich, 1999 [52]       | pn-RQRPA        | 1.6                           |
|                          | Suhonen et al., 1992 [53]  |                 | 1.5                           |
|                          | Muto et al., 1989 [54]     |                 | .93                           |
|                          | Stoica et al., 2001 [55]   | large basis     | 1.4                           |
|                          |                            | short basis     | 1.3                           |
|                          | Faessler et al., 1998 [44] |                 | 1.3                           |
|                          | Engel et al., 1989 [56]    | seniority       | .66                           |
| Aunola et al., 1998 [57] | WS                         | .91             |                               |
|                          | AWS                        | 0.97            |                               |
| OEM                      | Hirsh et al., 1995 [58]    |                 | 1.2                           |

## 5 Conclusions

No evidence is found in this first run of CUORICINO (lasting only three months) for neutrinoless DBD of  $^{130}\text{Te}$  with a 90 % C.L. lower limit of  $5.5 \times 10^{23}$  years. This corresponds to an upper limit for the effective mass of the electron neutrino,  $\langle m_\nu \rangle$ , ranging from 0.37 to 1.9 eV, on the basis of various evaluations of the nuclear matrix elements. Our range of limits already partly covers the corresponding span of the experiments on neutrinoless DBD of  $^{76}\text{Ge}$ .

CUORICINO is presently running and we soon hope to reach a more stringent constraint on the effective mass of the electron neutrino with some improvements of the set-up, including the repair of the disconnected channels. CUORICINO is a real experiment, but also a first step towards CUORE (for Cryogenic Underground Observatory for Rare Events).

CUORE will consist of 1000 crystals of  $\text{TeO}_2$  with a total mass of almost 800 kg. Taking advantage of the large isotopic abundance of  $^{130}\text{Te}$  it could reach the sensitivity on the effective neutrino mass of a few tens of meV, indicated by the recent results of Solar, Atmospheric and Reactor neutrino experiments. [61,62].

Thanks are due to the Laboratori Nazionali del Gran Sasso for generous hospitality and to C. Callegaro, R. Gaigher, G. Nisi, P. Nuvolone, S. Parmeggiano, M. Perego, B. Romualdi and A. Rotilio for continuous and constructive help in various stages of this experiment. Measurements with ICPMS on many components of our setup were carried out by C. Barbante of the Dipartimento di Scienze Ambientali dell' Universita' di Venezia and by his collaborators, whom we deeply thank. We also gratefully acknowledge contributions of L. Zanotti in the first stage of our cryogenic activity in Gran Sasso.

This experiment has been partly supported by the Commission of European Communities under contracts FMRX-CT98-03167 and HPRN-CT-2002-00322, by the U.S. Dept. of Energy under Contract number DE-AC03-76SF000 98 and by the National Science Foundation

## References

- [1] Q.R.Ahmad et al, Phys.Rev.Lett.89 (2002) 001302 (and references therein); and Q.R.Ahmad et al, arXiv:nucl-ex/0309004
- [2] S. Fukuda et al, Phys.Rev.Lett.86 (2001) 5656 (and references therein); and M.B.Smy et al, arXiv:hep-ex/0309011
- [3] T.Kajita and Y.Totsuka, Rev.Mod.Phys. 73 (2001) 85 (and references therein); and Y.Hayato: Talk given at the International EPS Conference of High Energy Physics, July 17-23, 2003, Aachen, Germany

- [4] K. Eguchi et al, Phys.Rev.Lett.90 (2003) 021802
- [5] F.Feruglio, A. Strumia and F.Vissani, Nucl.Phys.B 637 (2002) 345, and addendum Nucl.Phys.B 659 (2003) 359, also for reference therein
- [6] S.Pascoli, S.T.Petkov and W. Rodejohann, Phys.Lett. B558 (2003) 141
- [7] R.R.Joaquim, Phys.Rev. D 68 (2003) 033019
- [8] O.Elgaroy et al , Phys.Rev.Lett.89 (2002) 061301
- [9] V.M.Lobashov, Nucl.Phys.A 719 (2003) 153 (and references therein)
- [10] S. Elliott and P. Vogel, Ann.Rev.Nucl.Part.Sci. 52 (2002) 115
- [11] O. Cremonesi, Nucl.Phys. B (Proc.Suppl.)118 (2003) 287
- [12] V.I. Tretyak and Yu.G. Zdesenko, Atomic Data and Nuclear Data Tables, 80 (2002) 83
- [13] H. Ejiri , Prog. in Part. and Nucl. Phys. B 48 (2002) 185
- [14] H.V. Klapdor-Kleingrothaus, A. Dietz, H.L. Harney and I.V. Krivosheina: Modern Phys. Lett. A, Vol.16 (2001) 2409-2420 ; H.V. Klapdor-Kleingrothaus Reply to comment of article "Evidence for Neutrinoless Double Beta Decay" arXiv:hep-ph/0205228
- [15] L. Harney: Reply to the comment on "Evidence for neutrinoless double beta decay"- arXiv:hep-ph/0205293
- [16] C.E. Aalseth et al, Modern Phys. A 17 (2002) 1475 hep-ex/0202018.
- [17] Yu.G.Zdesenko, F.A.Danevic, and V.I. Tretyak, Phys.Lett.546 (2002) 206 (and references therein)
- [18] A.M. Bakaliarov et al : Results of the experiment on investigation of Germanium-76 double beta decay, presented to the NANP2003, Dubna , June 24, 2003.
- [19] A.L. Turkevich, T.E. Economou, and G.A. Cowan, Phys. Rev. Lett. 67, 3211 (1992),
- [20] O.K. Manuel, Proc. of the Int. Symp. on Nuclear Beta Decay and Neutrino, Osaka, Japan, World Scientific, Singapore,1986, p. 71; O.K. Manuel, J. Phys. G: Nucl. Part. Phys. 17, S221 (1991); J.T. Lee, O.K. Manuel and R.I. Thorpe, Nucl. Phys. A 529 (1991) 29 , and private communication by O.K. Manuel
- [21] T. Kirsten, Proc.of the Int. Symp. on Nuclear Beta Decay and Neutrino, Osaka, Japan, World Scientific, Singapore (1986) p. 81, and private communication by T. Kirsten
- [22] T. Bernatowicz et al, Phys. Rev.Lett. 69 (1992) 2341 and Phys. Rev. C47 (1993) 806 (and references therein)
- [23] N. Takaoka, Y. Motomamura and K. Nagao, Phys. Rev. C 53 (1996) 1557

- [24] A. Kawashima et al, Phys. Rev. C 47 (1993) 2452; this indication has been confirmed in a direct experiment by the NEMO II collaboration [10]
- [25] G.F. Dell'Antonio and E. Fiorini, Suppl. Nuovo Cim. 17 (1960) 132
- [26] E. Fiorini and T. Niinikoski, Nucl. Instrum. and Meth. 224 (1984) 83
- [27] D. Twerenbold, Rep. Prog. Phys. 59 (1996) 349; N. Booth, B. Cabrera and E. Fiorini, Ann. Rev. of Nucl. Sci. 46 (1996) 471
- [28] Proc. of the IX International Workshop on Low Temperature Detectors, Ed. by F. Scott Porter, D. McCammon, M. Galeazzi and C.K. Stahle, Madison (Wisconsin) 22-27 July 2001. Amer. Inst. of Phys. Vol. 605 (2002)
- [29] Proc. of the X International Workshop on Low Temperature Detectors, Ed. by F. Gatti Genoa 6-11 July 2003, to be published on Nucl. Instrum. and Meth. A
- [30] G.R. Dyck et al, Phys. Lett. B 245 (1990) 343
- [31] R.B. Firestone, C. Baglin and S.F. Chu: Tables of Isotopes (eight edition), 1998 CD-ROM update (1998)
- [32] C. Arnaboldi et al., Phys. Lett. B 557 (2003) 167 (and references therein)
- [33] A. Bettini, Phys. Uspekhi 170 (2001) 977 (and references therein)
- [34] A. Alessandrello et al., Nucl. Instrum. and Meth. A 142 (1998) 454
- [35] A. Alessandrello et al., IEEE Transaction in Nuclear Science 44 (1997) 416
- [36] A. Alessandrello et al., Nucl. Instrum. and Meth. 444 (2000) 111-114
- [37] G. Pessina, Nucl. Instrum. and Meth. 444 (2000) 132
- [38] G. Pessina, Rev. of Sci. Instrum. 70 (1999) 3473
- [39] C. Arnaboldi et al.: Low frequency noise characterization of very large value resistors, IEEE Transaction Nuclear Science (in the press).
- [40] S. Baker and P.D. Cousins., Nucl. Instrum. and Meth. 221 (1984) 437
- [41] R.M.. Barnett et al, Phys.Rev D 54 (1996) 1
- [42] G.J. Feldman and R.D. Cousins, Phys. Rev. D57 (1998) 3873
- [43] D.E. Groom et al., Europ. Phys. Journ. C15 (2000) 1
- [44] A. Faessler and F. Simkovich, J. Phys. G: Nucl. Part. Phys. 24 (1998) 2139
- [45] V.A.Rodin, A.Faessler, F.Simkovic and p.Vogel, nucl-th/0305005.
- [46] A. Staudt, Kuo and H. Klapdor, Phys. Rev. C46 (1992) 871;
- [47] Phys. Rev. C53 (1996) 695;
- [48] P. Vogel et al., Phys. Rev. Lett. 57 (1986) 3148; Phys. Rev. C 37 (1988) 73; M. Moe and P. Vogel, Ann. Rev. Nucl. Part. Sci. 44 (1994) 247

- [49] O. Civitarese, A. Faessler, T. Tomoda, Phys. Lett. B 194 (1987) 11; T. Tomoda, A. Faessler, Phys. Lett. B 199 (1987) 473; J. Suhonen and O. Civitarese, Phys. Rev. C 49 (1994) 3055.
- [50] T. Tomoda, Rep. Prog. Phys. 54 (1991) 53
- [51] C. Barbero et al., Nucl. Phys. A 650 (1999) 485;
- [52] F. Simkovich, Phys. Rev. C 60 (1999) 055502;
- [53] J. Suhonen, O. Civitarese and A. Faessler, Nucl. Phys. A 543 (1992) 645;
- [54] K. Muto, E. Bender and H. V. Klapdor, Z. Phys. A 334 (1989) 187;
- [55] S. Stoica and H. V. Klapdor, Phys. Rev. C 63 (2001) 064304;
- [56] J. Engel et al., Phys. Lett. B 225 (1989) 5;
- [57] M. Aunola and J. Suhonen, Nucl. Phys. A 643 (1998) 207;
- [58] J.G.Hirsh et al., Nucl. Phys. A 589 (1995) 445; C.R.Ching et al., Phys. Rev. C 40 (1984) 304; X. R. Wu et al., Phys. Lett. B 272 (1991) 169; X. R. Wu et al., Phys. Lett. B 276 (1992) 274
- [59] J. Engel, P. Vogel, X.D. Ji and S. Pittel, Phys. Lett. B 225 (1989) 5
- [60] F. Piquemal et al: Start-up of the NEMO 3 experiment , hep-ph/0107005
- [61] C. Arnaboldi et al: CUORE a Cryogenic Underground Observatory for rare Events, Nucl. Instrum and Methods A (in the press)
- [62] C. Arnaboldi et al, Astrop. Phys. 20 (2003) 91 (and references therein)