

UC Riverside

UC Riverside Previously Published Works

Title

Measurement of the Nucleon F_n^2/F_p^2 Structure Function Ratio by the Jefferson Lab MARATHON Tritium/Helium-3 Deep Inelastic Scattering Experiment

Permalink

<https://escholarship.org/uc/item/6jz2s0xz>

Authors

Collaboration, MARATHON

Abrams, D

Albataineh, H

et al.

Publication Date

2021-04-12

Peer reviewed

Measurement of the Nucleon F_2^n/F_2^p Structure Function Ratio by the Jefferson Lab MARATHON Tritium/Helium-3 Deep Inelastic Scattering Experiment

D. Abrams,¹ H. Albataineh,² B. S. Aljawrneh,³ S. Alsalmi,^{4,5} K. Aniol,⁷ W. Armstrong,⁸ J. Arrington,^{8,9} H. Atac,¹⁰ T. Averett,¹¹ C. Ayerbe Gayoso,¹¹ X. Bai,¹ J. Bane,¹² S. Barcus,¹¹ A. Beck,¹³ V. Bellini,¹⁴ H. Bhatt,¹⁵ D. Bhetuwal,¹⁵ D. Biswas,¹⁶ D. Blyth,⁸ W. Boeglin,¹⁷ D. Bulumulla,¹⁸ J. Butler,¹⁹ A. Camsonne,¹⁹ M. Carmignotto,¹⁹ J. Castellanos,¹⁷ J.-P. Chen,¹⁹ E. O. Cohen,²⁰ S. Covrig,¹⁹ K. Craycraft,¹¹ R. Cruz-Torres,¹³ B. Dongwi,¹⁴ B. Duran,¹⁰ D. Dutta,¹⁵ E. Fuchey,²¹ C. Gal,¹ T. N. Gautam,¹⁶ S. Gilad,¹³ K. Gnanvo,¹ T. Gogami,²² J. Gomez,¹⁹ C. Gu,¹ A. Habarakada,¹⁶ T. Hague,⁴ J.-O. Hansen,¹⁹ M. Hattawy,⁸ F. Hauenstein,¹⁸ D. W. Higinbotham,¹⁹ R. J. Holt,⁸ E. W. Hughes,²³ C. Hyde,¹⁸ H. Ibrahim,²⁴ S. Jian,¹ S. Joosten,¹⁰ A. Karki,¹⁵ B. Karki,²⁵ A. T. Katramatou,⁴ C. Keith,¹⁹ C. Keppel,¹⁹ M. Khachatryan,¹⁸ V. Khachatryan,²⁶ A. Khanal,¹⁷ A. Kievsky,²⁷ D. King,²⁸ P. M. King,²⁵ I. Korover,²⁹ S. A. Kulagin,³⁰ K. S. Kumar,²⁶ T. Kutz,²⁶ N. Lashley-Colthirst,¹⁶ S. Li,³¹ W. Li,³² H. Liu,²³ S. Liuti,¹ N. Liyanage,¹ P. Markowitz,¹⁷ R. E. McClellan,¹⁹ D. Meekins,¹⁹ S. Mey-Tal Beck,¹³ Z.-E. Meziani,¹⁰ R. Michaels,¹⁹ M. Mihovilovic,^{33,34,35} V. Nelyubin,¹ D. Nguyen,¹ Nuruzzaman,⁴² M. Nycz,⁴ R. Obrecht,²¹ M. Olson,³⁶ V. F. Owen,¹¹ E. Pace,³⁷ B. Pandey,¹⁶ V. Pandey,³⁸ M. Paolone,¹⁰ A. Papadopoulou,¹³ S. Park,²⁶ S. Paul,¹¹ G. G. Petratos,⁴ R. Petti,³⁹ E. Piassetzky,²⁰ R. Pomatsalyuk,⁴⁰ S. Premathilake,¹ A. J. R. Puckett,²¹ V. Punjabi,⁴¹ R. D. Ransome,⁴² M. N. H. Rashad,¹⁸ P. E. Reimer,⁸ S. Riordan,⁸ J. Roche,²⁵ G. Salmè,⁴³ N. Santiesteban,³¹ B. Sawatzky,¹⁹ S. Scopetta,⁴⁴ A. Schmidt,¹³ B. Schmookler,¹³ J. Segal,¹⁹ E. P. Segarra,¹³ A. Shahinyan,⁴⁵ S. Širca,^{33,34} N. Sparveris,¹⁰ T. Su,^{4,46} R. Suleiman,¹⁹ H. Szumila-Vance,¹⁹ A. S. Tadepalli,⁴² L. Tang,^{16,19} W. Tireman,⁴⁷ F. Tortorici,¹⁴ G. M. Urciuoli,⁴⁸ B. Wojtsekhowski,¹⁹ S. Wood,¹⁹ Z. H. Ye,^{8*} Z. Y. Ye,⁴⁹ and J. Zhang²⁶

¹University of Virginia, Charlottesville, VA 22904, USA

²Texas A & M University, Kingsville, TX 78363, USA

³North Carolina A & T State University, Greensboro, NC 27411, USA

⁴Kent State University, Kent, OH 44240, USA

⁵King Saud University, Riyadh 11451, Kingdom of Saudi Arabia

⁶University of Zagreb, 10000 Zagreb, Croatia

⁷California State University, Los Angeles, CA 90032, USA

⁸Argonne National Laboratory, Lemont, IL 60439, USA

⁹Lawrence Berkeley National Laboratory, Berkeley, CA 94720, USA

¹⁰Temple University, Philadelphia, PA 19122, USA

¹¹William & Mary, Williamsburg, VA 23187, USA

¹²University of Tennessee, Knoxville, TN 37996, USA

¹³Massachusetts Institute of Technology, Cambridge, MA 02139, USA

¹⁴Istituto Nazionale di Fisica Nucleare, Sezione di Catania, 95123 Catania, Italy

¹⁵Mississippi State University, Mississippi State, MS 39762, USA

¹⁶Hampton University, Hampton, VA 23669, USA

¹⁷Florida International University, Miami, FL 33199, USA

¹⁸Old Dominion University, Norfolk, VA 23529, USA

¹⁹Jefferson Lab, Newport News, VA 23606, USA

²⁰School of Physics and Astronomy, Tel Aviv University, Tel Aviv, Israel

²¹University of Connecticut, Storrs, CT 06269, USA

²²Tohoku University, Sendai 980-8576, Japan

²³Columbia University, New York, NY 10027, USA

²⁴Cairo University, Cairo, Giza 12613 Egypt

²⁵Ohio University, Athens, OH 45701, USA

²⁶Stony Brook, State University of New York, NY 11794, USA

²⁷Istituto Nazionale di Fisica Nucleare, Sezione di Pisa, 56127 Pisa, Italy

²⁸Syracuse University, Syracuse, NY 13244, USA

²⁹Nuclear Research Center-Negev, Beer-Sheva 84190, Israel

³⁰Institute for Nuclear Research of the Russian Academy of Sciences, 117312 Moscow, Russia

³¹University of New Hampshire, Durham, NH 03824, USA

³²University of Regina, Regina, SK S4S 0A2, Canada

³³Faculty of Mathematics and Physics, University of Ljubljana, Ljubljana 1000, Slovenia

³⁴Jožef Stefan Institute, Ljubljana, Slovenia

³⁵Institut für Kernphysik, Johannes Gutenberg-Universität, Mainz 55122, Germany

³⁶Saint Norbert College, De Pere, WI 54115, USA

³⁷University of Rome Tor Vergata and INFN, Sezione di Roma Tor Vergata, 00133 Rome, Italy

³⁸Center for Neutrino Physics, Virginia Tech, Blacksburg, VA 24061, USA

³⁹University of South Carolina, Columbia, SC 29208, USA

⁴⁰Institute of Physics and Technology, 61108 Kharkov, Ukraine

⁴¹Norfolk State University, Norfolk, VA 23504, USA

⁴²Rutgers, The State University of New Jersey, Piscataway, NJ 08855, USA

⁴³Istituto Nazionale di Fisica Nucleare, Sezione di Roma, 00185 Rome, Italy

⁴⁴University of Perugia and INFN, Sezione di Perugia, 06123 Perugia, Italy

⁴⁵Yerevan Physics Institute, Yerevan 375036, Armenia

⁴⁶Shandong Institute of Advanced Technology, Jinan, Shandong 250100, China

⁴⁷Northern Michigan University, Marquette, MI 49855, USA

⁴⁸Istituto Nazionale di Fisica Nucleare, Sezione di Roma, 00185 Rome, Italy and

⁴⁹University of Illinois-Chicago, Chicago, IL 60607, USA

(Dated: June 10, 2021)

The Jefferson Lab Hall A Tritium Collaboration

The ratio of the nucleon F_2 structure functions, F_2^n/F_2^p , is determined by the MARATHON experiment from measurements of deep inelastic scattering of electrons from ^3H and ^3He nuclei. The experiment was performed in the Hall A Facility of Jefferson Lab and used two high resolution spectrometers for electron detection, and a cryogenic target system which included a low-activity tritium cell. The data analysis used a novel technique exploiting the mirror symmetry of the two nuclei, which essentially eliminates many theoretical uncertainties in the extraction of the ratio. The results, which cover the Bjorken scaling variable range $0.19 < x < 0.83$, represent a significant improvement compared to previous SLAC and Jefferson Lab measurements for the ratio. They are compared to recent theoretical calculations and empirical determinations of the F_2^n/F_2^p ratio.

PACS numbers: 12.38.-7, 13.60.-r, 14.65.-q, 25.30.-c, 27.10.+h

The nucleon structure functions, found from deep inelastic scattering (DIS) of electrons by protons and deuterons, have been of fundamental importance in establishing the internal quark structure of the nucleon [1]. First measurements occurred in a series of DIS experiments at the Stanford Linear Accelerator Center (SLAC) circa 1970 [2], which showed the existence of point-like entities within the nucleons. Further studies of muon-nucleon and neutrino-nucleon DIS experiments at CERN [3–6] and Fermilab [7, 8] established the quark-parton model (QPM) for the nucleon [9], and provided supporting evidence for the emerging theory of quantum chromodynamics (QCD).

The cross section for deep inelastic electron-nucleon scattering, where the nucleon breaks up, is given, in the one-photon-exchange approximation, in terms of the structure functions $F_1(\nu, Q^2)$ and $F_2(\nu, Q^2)$ of the nucleon. In the lab frame and in natural units it reads [9]:

$$\frac{d^2\sigma}{d\Omega dE'} = \sigma_M \left[\frac{F_2(\nu, Q^2)}{\nu} + \frac{2F_1(\nu, Q^2)}{M} \tan^2 \left(\frac{\theta}{2} \right) \right], \quad (1)$$

where $\sigma_M = \frac{4\alpha^2(E')^2}{Q^4} \cos^2 \left(\frac{\theta}{2} \right)$ is the Mott cross section, α is the fine-structure constant, E is the incident electron energy, E' and θ are the scattered electron energy and angle, $\nu = E - E'$ is the energy trans-

fer, $Q^2 = 4EE' \sin^2(\theta/2)$ is the negative of the four-momentum transfer squared, and M is the nucleon mass. The invariant mass of the final hadronic state is $W = (M^2 + 2M\nu - Q^2)^{1/2}$.

The scattering process is mediated through the exchange of virtual photons. The cross section can also be written in terms of those for the absorption by the nucleon of longitudinally, σ_L , or transversely, σ_T , polarized photons. The functions F_1 and F_2 are related to the ratio $R = \sigma_L/\sigma_T$ as $F_1 = MF_2(\nu^2 + Q^2)/[Q^2\nu(1 + R)]$ [2]. All of the above formalism can also be applied to the case of DIS by a nucleus, with F_1 and F_2 becoming the structure functions of the nucleus in question. It should be noted that the ratio of DIS cross sections of different nuclear targets is equivalent to the ratio of their F_2 structure functions if R is the same for all nuclei. The latter has been confirmed experimentally within inherent experimental uncertainties [10].

The basic idea of the QPM [11, 12] is to represent DIS as quasi-free scattering of electrons from the nucleon's partons/quarks, in a frame where the nucleon possesses infinite momentum. The fractional momentum of the nucleon carried by the struck quark is then given by the Bjorken “scaling” variable, $x = Q^2/(2M\nu)$. In the limit where $\nu \rightarrow \infty$, $Q^2 \rightarrow \infty$ with x finite between 0 and 1, the nucleon structure functions become: $F_1 = \frac{1}{2} \sum_i e_i^2 f_i(x)$ and $F_2 = x \sum_i e_i^2 f_i(x)$, where e_i is the fractional charge of quark type i , $f_i(x)dx$ is the probability that a quark of type i carries momentum in the range between x and $x + dx$, and the sum runs over all quark types. For the

*Present address: Canon Medical Research USA Inc., Vernon Hills, IL 60061

Gell-Mann/Zweig quarks, the $F_2(x)$ structure function for the proton (p) becomes $F_2^p(x) = x[(4/9)U + (1/9)D + (1/9)S]$, and due to isospin symmetry, that of the neutron (n) $F_2^n(x) = x[(1/9)U + (4/9)D + (1/9)S]$, where $U = u + \bar{u}$, $D = d + \bar{d}$, and $S = s + \bar{s}$, with bars denoting antiquarks [9].

The positivity of the structure functions dictates that the ratio of the neutron to proton F_2 functions is bounded for all values of x : $(1/4) \leq F_2^n/F_2^p \leq 4$, a relationship known as the Nachtmann inequality [13]. This relationship was verified in the pioneering SLAC experiments E49a and E49b circa 1970 [14], which found that the ratio approaches unity at $x = 0$ and approximately 1/4 at $x = 1$. The SLAC findings showed that at low x the three quark-antiquark distributions are equal, dominated by sea quarks, and that at large x the u (d) quark distribution dominates in the proton (neutron). These findings were surprising as the expectation, at the time, from SU(6) symmetry was that F_2^n/F_2^p should be equal to 2/3 for all x . The behavior of the ratio at $x = 1$ was justified by the diquark model of Close [15], and Regge phenomenology, initiated by Feynman [16]. In Close's diquark model, the diquark configuration with spin 1 is suppressed relative to that with spin 0. The phenomenological suppression of the d quark distribution, which results from the F_2^n/F_2^p value of 1/4 at $x = 1$, can be understood in the quark model of Isgur [17] in terms of the color-magnetic hyperfine interaction between quarks, which is also responsible for the N - Δ mass splitting. It should be noted that perturbative QCD arguments [18] and a treatment based on quark-counting rules [19] suggest that the nucleon F_2 ratio should have the larger value of 3/7 at $x = 1$.

The original considerations of the magnitude of the nucleon F_2 ratio were called into question in the 1990s when a re-examination of the subject by Whitlow *et al.* [20], who, using the original SLAC data [14] and a plausible model of the EMC effect in which the deuteron, medium and heavy nuclei scale with nuclear density [21], found a strong sensitivity in the determination of the ratio at large x . The EMC effect, discovered at CERN [22] and quantified precisely at SLAC [23], characterizes the modification of the nucleon structure functions in nuclear matter. The above strong sensitivity was subsequently confirmed in a relativistic re-analysis of the SLAC data, which assumes the presence of minimal binding effects in the deuteron [24]. In Ref. [20], it also became evident that the nucleon F_2 ratio was very sensitive to the choice of the nucleon-nucleon (N-N) potential model governing the structure of deuterium, later confirmed in Refs. [25, 26]. The large uncertainty in the extraction of the F_2^n/F_2^p ratio at large x calls into question the presumption that F_2^n/F_2^p and D/U tend to 1/4 and zero, respectively, as x approaches 1.

These difficulties in the F_2^n/F_2^p determination can be remedied using a method proposed by Afnan *et al.* [27, 28], which determines the F_2^n/F_2^p ratio from DIS measurements on ^3H (triton) and ^3He (helion), exploit-

ing the isospin symmetry and similarities of the two $A = 3$ mirror nuclei. In the absence of Coulomb interactions and for an isospin symmetric world, the properties of a proton (neutron) bound in the ^3He nucleus should be identical to that of a neutron (proton) bound in the ^3H nucleus. Defining the EMC-type ratios for the F_2 structure functions of helion (h) and triton (t) by: $R_h = F_2^h/(2F_2^p + F_2^n)$ and $R_t = F_2^t/(F_2^p + 2F_2^n)$, one can write the ratio of these ratios as $\mathcal{R}_{ht} = R_h/R_t$, which directly yields the F_2^n/F_2^p ratio as:

$$\frac{F_2^n}{F_2^p} = \frac{2\mathcal{R}_{ht} - F_2^h/F_2^t}{2F_2^h/F_2^t - \mathcal{R}_{ht}}. \quad (2)$$

The F_2^n/F_2^p ratio found from this Equation depends on the ratio of the EMC effects in ^3He and ^3H . Since the neutron and proton distributions in the $A = 3$ nuclei are similar, the ratio can be calculated reliably with the expectation that $\mathcal{R}_{ht} \simeq 1$ [28, 29], once F_2^h/F_2^t is measured experimentally. The seeming dependence of the process on the F_2^n/F_2^p input is actually artificial. In practice, one can employ an iterative procedure to eliminate this dependence altogether. Namely, after extracting F_2^n/F_2^p from the data using some calculated \mathcal{R}_{ht} , the extracted F_2^n/F_2^p can then be used to compute a new \mathcal{R}_{ht} , which is then used to extract a new and better value of F_2^n/F_2^p . This procedure is iterated until convergence is achieved and a self-consistent solution for the extracted F_2^n/F_2^p is obtained. The convergence of the procedure was confirmed in Refs. [29, 30].

The above technique was used in the JLab E12-10-103 MARATHON experiment [30] (initiated in 1999 [31]), which took data in the winter/spring of 2018 using the Electron Accelerator and Hall A Facilities of the Lab. Electrons scattered from light nuclei were detected in the Left and Right High Resolution Spectrometers (LHRS and RHRS) of the Hall [32]. The beam energy was fixed at 10.59 GeV, and its current ranged from 14.6 to 22.5 μA . The experiment detected DIS events from the proton, deuteron, helion, and triton particles using a cryogenic gaseous target system [33]. The LHRS was operated at a momentum of 3.1 GeV/ c with angles between 16.81° and 33.55° . The RHRS was operated at a single setting of 2.9 GeV/ c and 36.12° .

The target system consisted of four high-pressure cells, of length 25.0 cm and diameter 1.27 cm, containing ^3He , ^3H , ^2H , and ^1H gases. The four cells were filled at temperatures of 294.3, 296.3, 296.1, 297.4 K, and pressures of 17.19, 13.82, 35.02, 35.02 atm, resulting in densities (determined from data-supported virial models [34]) of 2.129 ± 0.021 , 3.400 ± 0.010 , 5.686 ± 0.022 , and 2.832 ± 0.011 kg/ m^3 , respectively. The target assembly also contained an empty cell and a "dummy target" consisting of two Al foils separated by 25.0 cm, which were used to measure the contribution to the scattered electron yields from the Al end-caps of the cells. The cells were cycled many times in the beam for each kinematic setting in order to minimize effects of possible drifts of

the beam diagnostic or other instrumentation (*e.g.* the beam current monitors).

Scattered particles were detected in the HRSs using two planes of scintillators for event triggering, two drift chambers for particle tracking, and a gas threshold Čerenkov counter and a lead-glass calorimeter for particle identification. Electrons were identified as electrons on the basis of i) a minimal pulse height in the Čerenkov counter, and ii) the energy deposited in the calorimeter, consistent with the momentum as determined from the drift chamber track using the spectrometers' optical properties. The detector efficiencies for both spectrometers were found to be stable and independent of the gas target used. A small fraction of events with two or more drift chamber tracks (1-2% of the total) were not included in the data analysis, as they were dominated by electrons passing through the edges of the exit of the Al vacuum pipe of the spectrometers. Details on the Hall A Facility, beam line, and detector instrumentation as used in MARATHON, including calibrations, are given in Refs. [35–40].

Because of the low density of the gas targets, the electron counting rate was dominated, for all kinematics, by events originating from the target cell Al end-caps, as the total thickness of the two end-caps of the ^3He , ^3H , ^2H and ^1H cells was 0.55, 0.60, 0.51, and 0.64 mm, respectively. In order to reject electrons originating from the end-caps, a software, scattering-angle-dependent target position reconstruction “cut” was imposed, which resulted in an effective, usable target length of 21 cm, on the average.

All events properly identified as electrons originating from the gas inside each target cell were binned by Bjorken x , resulting in the formation of an electron yield, $Y(x)$, defined as:

$$Y(x) = \frac{N_{e'}}{N_e \rho_t L_t} C_{\text{cor}}, \quad (3)$$

where $N_{e'}$ is the number of scattered electrons, N_e is the number of incident beam electrons, ρ_t is the density of the gas target, L_t is the selected target length, and $C_{\text{cor}} = C_{\text{det}} C_{\text{cdt}} C_{\text{den}} C_{\text{tec}} C_{\text{psp}} C_{\text{rad}} C_{\text{cde}} C_{\text{bin}} C_{\text{dth}}$. Here, C_{det} is the correction for trigger and detector inefficiency, C_{cdt} is the computer dead-time correction (1.001 to 1.065), C_{den} is a correction to the target density due to beam heating effects (1.066 to 1.125), C_{tec} is a correction for falsely-reconstructed events originating from the end-caps (0.973 to 0.998), C_{psp} is a correction for events originating from pair symmetric processes (0.986 to 0.999), C_{rad} is a correction for radiative effects (0.826 to 1.173), C_{cde} is a correction for Coulomb distortion effects (0.997 to 1.000), C_{bin} is a bin-centering correction (0.995 to 1.001), and C_{dth} is a correction for the beta decay of tritons to helions, applicable only to the tritium yield [0.997 (0.989) at the beginning (end) of the experiment]. A cross section model by Kulagin and Petti (K-P), based on the works of Refs. [41–43], was adopted [44] for the bin-centering correction, and the Coulomb correction

(which used the Q^2 -effective approximation as outlined in Ref. [45]).

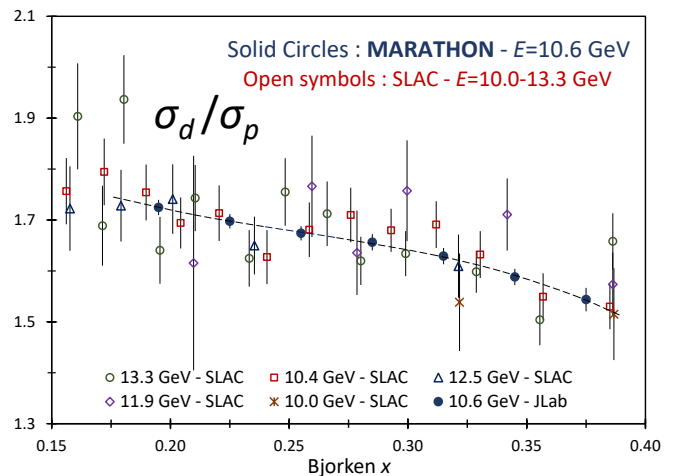


FIG. 1: The ratio of the DIS cross sections of deuteron and proton plotted versus the Bjorken x from the JLab Hall A MARATHON experiment. Also shown are seminal SLAC data [46] in the same kinematic region as MARATHON (see text). The dashed curve is a fit to the MARATHON data. The MARATHON error bars include all uncertainties added in quadrature. The SLAC error bars are dominated by statistical uncertainties, and do not include an overall normalization uncertainty of $\pm 1.3\%$.

When forming ratios of electron yields from different targets, which are equivalent to cross section ratios, the effective gas target length L_t (18.0-22.5 cm) and the correction C_{det} cancel out. In general, the corrections to the ratios from each effect become minimal, and in some cases, so do the associated systematic uncertainties. For example, the radiative effect correction, ranges from 0.997 (at the highest x) to 1.015 (at the lowest x) for the h/t cross section ratio. The dominant point-to-point systematic uncertainties for the yield ratios are those from the beam-heating gas target density changes [$\pm(0.1\%-0.5\%)$], the radiative correction [$\pm(0.25\%-0.45\%)$], and the choice of spectrometer acceptance limits ($\pm 0.2\%$). The total point-to-point uncertainty ranged from $\pm 0.4\%$ to $\pm 1.0\%$ for the d/p cross section ratio, and $\pm 0.3\%$ to $\pm 0.5\%$ for the h/t ratio. Details on the determination of the yields, and all associated corrections and uncertainties, can be found in Refs. [36–40].

The experiment also collected DIS data for the proton and deuteron (d) over the x range from 0.19 to 0.37 for the purpose of finding the F_2^n/F_2^p ratio in the vicinity of $x = 0.3$, where it is known that nuclear corrections are minimal [41, 43], and comparing it with the F_2^n/F_2^p ratio found using DIS by the triton and helion. The measured values of the σ_d/σ_p ratio are given, together with associated uncertainties, in Table 1 of the Appendix. The $\sigma_d/\sigma_p = F_2^d/F_2^p$ values, plotted in Figure 1, are compared to reference measurements from the seminal SLAC E49b and E87 experiments [46] taken with similar beam ener-

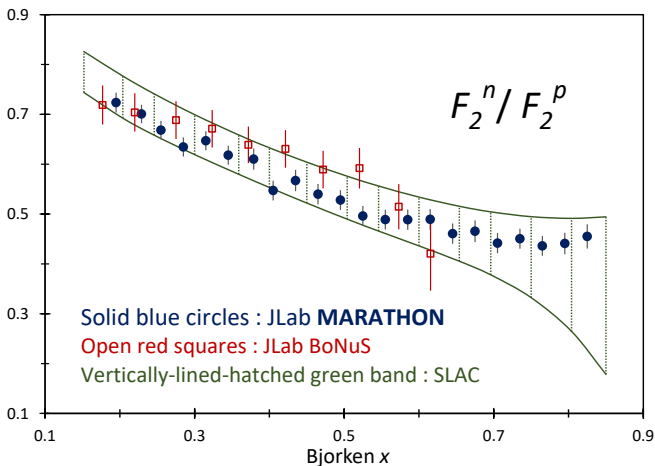


FIG. 2: The F_2^n/F_2^p ratio plotted versus the Bjorken x from the JLab MARATHON experiment. Also shown are JLab Hall B BoNuS data [56], and a band based on the fit of the SLAC data as provided in Ref. [46], for the MARATHON kinematics [$Q^2 = 14 \cdot x$ (GeV/c) 2] (see text). All three experimental data sets include statistical, point to point systematic, and normalization uncertainties.

gies. It is evident from Fig. 1 that the JLab and SLAC data are in excellent agreement, at the 10^{-3} level. Given the ratio $\mathcal{R}_d = F_2^d/(F_2^p + F_2^n)$, the F_2^n/F_2^p ratio is calculated as $F_2^n/F_2^p = (F_2^d/F_2^p)/\mathcal{R}_d - 1$ [29, 42]. The \mathcal{R}_d ratio used in the MARATHON F_2^d/F_2^p data analysis is from the model by Kulagin and Petti based on Refs. [41, 42]. The results of this model are, in the vicinity of $x = 0.3$, in excellent agreement with determinations using data from the JLab BoNuS [47] and SLAC E139 [23] experiments, and two distinct calculations based on studies of data from DIS off nuclei, described in Refs. [43] (using nuclei with $A \geq 4$) and [48] (using nuclei with $A \geq 3$).

The focus of MARATHON was to study DIS from helion and triton in order to extract the F_2^n/F_2^p ratio in the range $0.19 < x < 0.83$ using the measured $\sigma_h/\sigma_t = F_2^h/F_2^t$ ratio and model-calculated values of the super-ratio \mathcal{R}_{ht} . The values used for \mathcal{R}_{ht} come from the theoretical model by Kulagin and Petti [42, 43], which provides a global description of the EMC effect for all known targets (for a review see Ref. [49]). The K-P model includes a number of nuclear effects out of which the major correction for the relevant kinematics comes from the smearing effect with the nuclear energy-momentum distribution, described in terms of the nuclear spectral function, together with an off-shell correction to the bound nucleon F_2 [43]. The underlying nucleon structure functions come from the global QCD analysis of Ref. [50], which was performed up to NNLO approximation in the strong coupling constant including target mass corrections [51] as well as those due to higher-twist effects. For the spectral functions of the ^3H and ^3He nuclei, the results of Ref. [29] have been used. In order to evaluate theoretical uncertainties, the ^3He spectral function of Ref. [52] was used. Reasonable variations of the high-

momentum part of the nucleon momentum distribution in ^3H and ^3He were considered, and uncertainties in the off-shell correction of Ref. [43], as well as in the nucleon structure functions, were accounted for. The maximum resulting uncertainty in \mathcal{R}_{ht} is estimated to be up to $\pm 0.4\%$ (at $x = 0.8$), contributing minimally to the total uncertainty in the final F_2^n/F_2^p values. The K-P calculations were performed prior to the analysis of the MARATHON data.

The comparison of F_2^n/F_2^p as extracted from σ_h/σ_t and σ_d/σ_p was done at $x = 0.31$, where nuclear corrections contribute negligibly to EMC-type ratios like \mathcal{R}_d and \mathcal{R}_{ht} , as $\sigma_A/A = \sigma_d/2$ [53] (determined by the $A \geq 3$ data of Refs. [23, 54, 55] and taking into account the quoted normalization uncertainties therein). The K-P models used, predicted a value of 1.000 at $x = 0.31$ for both \mathcal{R}_{ht} and \mathcal{R}_d with uncertainties of $\pm 0.1\%$ and $\pm 0.2\%$, respectively. The recent work of Ref. [48], based on a global analysis of nuclear DIS data where the EMC effect is accounted for through nucleon short-range correlations, found $\mathcal{R}_{ht}(x = 0.31) = 1.001$, with a similar uncertainty. The values of σ_d/σ_p and σ_h/σ_t at $x = 0.31$ were determined by weighted fits to the MARATHON data, which included statistical and point-to-point uncertainties added in quadrature. In order to match the F_2^n/F_2^p values found using the two different sets of nuclei, the σ_h/σ_t ratio at $x = 0.31$ had to be normalized by a multiplicative factor of 1.025 ± 0.007 . Consequently, all values of σ_h/σ_t reported in this work have been normalized upwards by 2.5%.

The normalized σ_h/σ_t values are given in Table 2 of the Appendix, together with associated uncertainties. The F_2^n/F_2^p values are given in Table 3 of the Appendix, together with associated uncertainties. Shown also in Table 3 are the \mathcal{R}_{ht} super-ratio values used to find F_2^n/F_2^p . The \mathcal{R}_{ht} uncertainty was incorporated in quadrature with the point-to-point F_2^n/F_2^p uncertainty. Figure 2 shows the MARATHON results for the F_2^n/F_2^p ratio, along with data from the JLab Hall B BoNuS experiment [56] for $W \geq 1.84$ GeV/c 2 , evolved to the Q^2 of MARATHON [20], and results from early SLAC measurements with $W \geq 1.84$ GeV/c 2 [14, 46]. The SLAC results are presented as a band, the width of which at high x is dominated primarily by uncertainties due the choice of the N-N potential used for the evaluation of the deuteron wave function [20, 25, 26]. The MARATHON data are in good agreement with the BoNuS data, and fall well within the SLAC results band. The highest- x points are consistent with the F_2^n/F_2^p ratio tending to a value between 0.4 and 0.5 at $x = 1$. This is consistent with the predictions of perturbative QCD and quark counting rules (for which this ratio is $3/7$ at $x = 1$), and with a recent prediction [57] that treats strong interactions using the Dyson-Schwinger equations, where diquark correlations in the nucleons are consequences of dynamical chiral symmetry breaking (for which the nucleon F_2 ratio lies, at $x = 1$, between 0.4 and 0.5). It is also consistent with a covariant quark-diquark model which also predicts

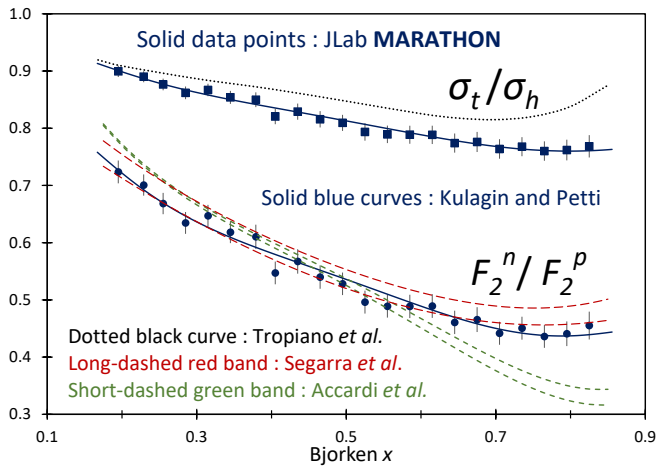


FIG. 3: The DIS σ_t/σ_h and the F_2^n/F_2^p ratios from the MARATHON experiment, plotted versus the Bjorken x , compared to the theoretical predictions of Kulagin and Petti, and of Refs. [48, 59, 60] (see text). The error bars include overall systematic uncertainties. All curves correspond to the MARATHON kinematics, except for the dotted curve, calculated at a fixed Q^2 of 4 (GeV/c) 2 .

that this ratio should be $3/7$ at $x = 1$ [58].

The MARATHON F_2^n/F_2^p ratio values are in excellent agreement, as quantified by a χ^2 per degree of freedom (df) of 0.8, with those predicted by Kulagin and Petti, which were used in the determination of \mathcal{R}_{ht} . For this reason, an iterative procedure, as described earlier, was not necessary. A comparison between the MARATHON F_2^n/F_2^p results and the K-P prediction is shown in Figure 3. Shown also in the Figure are the σ_t/σ_h MARATHON values compared with the K-P prediction. The predicted σ_t/σ_h values by K-P, which were also used in the determination of \mathcal{R}_{ht} , are in excellent agreement with the MARATHON data, as quantified by a χ^2 /df of 0.8. Also

shown in Figure 3 is the nuclear DIS determination of F_2^n/F_2^p by Segarra *et al.* [48], the latest calculation for F_2^n/F_2^p by the CTEQ-JLab (CJ) Collaboration [59], and a recent prediction for σ_t/σ_h by Tropiano *et al.* [60], which includes isovector components in the off-shell effects for the bound nucleons in the two $A = 3$ nuclei, resulting in different corrections for the proton and neutron.

In summary, the JLab MARATHON experiment has provided a precise determination of the nucleon F_2^n/F_2^p ratio, which is expected to constrain theoretical models of the few body nuclear structure functions, and to be used in algorithms which fit [41, 59, 61] hadronic data to determine the essentially unknown $(u + \bar{u})/(d + \bar{d})$ ratio at large Bjorken x . These new data will also improve our knowledge of the nucleon parton distributions, which is needed for the interpretation of high-energy collider data.

We acknowledge the outstanding support of the staff of the Accelerator Division and Hall A Facility of JLab, and work of the staff of the Savannah River Tritium Enterprises and the JLab Target Group. We thank Dr. M. E. Christy for useful discussions on the optical properties of the HRS systems. We are grateful to Dr. W. Melnitchouk for his contributions to the development of the MARATHON proposal, and to Dr. A. W. Thomas for many valuable discussions on and support of the MARATHON project since its inception. This material is based upon work supported by the U.S. Department of Energy (DOE), Office of Science, Office of Nuclear Physics under contracts DE-AC05-06OR23177 and DE-AC02-06CH11357. This work was also supported by DOE contract DE-AC02-05CH11231, DOE award DE-SC0016577, National Science Foundation awards NSF-PHY-1405814 and NSF-PHY-1714809, the Kent State University Research Council, the Pazy Foundation and the Israeli Science Foundation under grants 136/12 and 1334/16, and the Italian Institute of Nuclear Physics.

-
- [1] 1990 Nobel Lectures in Physics: J. I. Friedman, Rev. Mod. Phys. **63**, 615 (1991); H. W. Kendall, Rev. Mod. Phys. **63**, 597 (1991); R. E. Taylor, Rev. Mod. Phys. **63**, 573 (1991).
- [2] J. I. Friedman and H. W. Kendall, Annu. Rev. Nucl. Sci. **22**, 203 (1972).
- [3] J. J. Aubert *et al.*, Nucl. Phys. **B293**, 740 (1987).
- [4] A. C. Benvenuti, Phys. Lett. **B237**, 599 (1990).
- [5] M. Arneodo *et al.*, Nucl. Phys. **B487**, 3 (1997).
- [6] P. Berge *et al.*, Z. Phys. **C49**, 187 (1991).
- [7] M. R. Adams *et al.*, Phys. Rev. Lett. **75**, 1466 (1995).
- [8] E. Oltman *et al.*, Z. Phys. **C53**, 51 (1992).
- [9] F. E. Close, *An Introduction to Quarks and Partons*, Academic Press, London (1979).
- [10] D. F. Geesaman, K. Saito, and A. W. Thomas, Annu. Rev. Nucl. Part. Science **45**, 337 (1995); L. H. Tao *et al.*, Z. Phys. **C70**, 387 (1996).
- [11] J. D. Bjorken, Phys. Rev. **179**, 1547 (1969); J. D. Bjorken and E. A. Paschos, Phys. Rev. **185**, 1975 (1969).
- [12] R. P. Feynman, Phys. Rev. Lett. **23**, 1415 (1969).
- [13] O. Nachtmann, Nucl. Phys. **B38**, 397 (1972).
- [14] A. Bodek, M. Breidenbach, D. L. Dubin, J. E. Elias, J. I. Friedman, H. W. Kendall, J. S. Poucher, E. M. Riordan, M. R. Sogard, and D. H. Coward (SLAC-E49b), Phys. Rev. Lett. **30**, 1087 (1973); J. S. Poucher *et al.* (SLAC-E49a), Phys. Rev. Lett. **32**, 118 (1974).
- [15] F. E. Close, Phys. Lett. **B43**, 422 (1973).
- [16] R. P. Feynman, in *Proceedings of 3rd International Conference of High Energy Collisions*, Gordon and Breach, 1970; R. Carlitz, Phys. Lett. **B58**, 345 (1975).
- [17] N. Isgur, Phys. Rev. **D59**, 034013 (1999).
- [18] G. R. Farrar and D. R. Jackson, Phys. Rev. Lett. **35**, 1416 (1975).
- [19] S. J. Brodsky, M. Burkardt, and I. Schmidt, Nucl. Phys. **B441**, 197 (1995).
- [20] L. W. Whitlow, E. M. Riordan, S. Dasu, S. Rock, and

- A. Bodek, Phys. Lett. **B282**, 475 (1992); and Ref. [9] therein.
- [21] L. L. Frankfurt and M. I. Strikman, Phys. Rep. **160**, 235 (1988).
- [22] J. J. Aubert *et al.*, Phys. Lett. **B123**, 275 (1983).
- [23] J. Gomez *et al.*, Phys. Rev. **D49**, 4348 (1994).
- [24] W. Melnitchouk and A. W. Thomas, Phys. Lett. **B377**, 11 (1996).
- [25] A. Accardi, W. Melnitchouk, J. F. Owens, M. E. Christy, C. E. Keppel, L. Zhu, and J. G. Morfin, Phys. Rev. **D84**, 014008 (2011).
- [26] J. Arrington, J. G. Rubin, and W. Melnitchouk, Phys. Rev. Lett. **108**, 252001 (2012).
- [27] I. R. Afnan, F. Bissey, J. Gomez, A. T. Katramatou, W. Melnitchouk, G. G. Petratos and A. W. Thomas, Phys. Lett. **B493**, 36 (2000).
- [28] I. R. Afnan, F. Bissey, J. Gomez, A. T. Katramatou, S. Liuti, W. Melnitchouk, G. G. Petratos and A. W. Thomas, Phys. Rev. **C68**, 035201 (2003).
- [29] E. Pace, G. Salmè, S. Scopetta and A. Kievsky, Phys. Rev. **C64**, 055203 (2001).
- [30] G. G. Petratos *et al.*, JLab PR12-10-103 **MARATHON** Proposal: **MeAsurement of the F_2^p/F_2^d , d/u RAtios and $A=3$ EMC Effect in Deep Inelastic Electron Scattering Off the Tritium and Helium MirrOr Nuclei**, 2010.
- [31] G. G. Petratos, J. Gomez, A. T. Katramatou, and W. Melnitchouk, in *Proceedings of Workshop on Experiments with Tritium at JLab*, Jefferson Lab, Newport News, Virginia, September 1999.
- [32] J. Alcorn *et al.*, Nucl. Instrum. Methods Phys. Res. **A522**, 294 (2004).
- [33] R. J. Holt *et al.*, *Conceptual Design of a Tritium Gas Target for JLab* (JLab report), May 2010; S. N. Santiesteban *et al.*, Nucl. Instrum. Methods Phys. Res. **A940**, 351 (2019).
- [34] G. Garberoglio, P. Jankowski, K. Szalewicz, and A. Hurvey, J. Chem. Phys. **137**, 154308 (2012); P. Czachorowski, M. Przybytek, M. Lesiuk, M. Puchalski, and B. Jerioski, Phys. Rev. **A102**, 042810 (2020); and references therein.
- [35] J. Bane, Ph.D. Thesis, University of Tennessee, 2019.
- [36] T. Hague, Ph.D. Thesis, Kent State University, 2020.
- [37] T. Kutz, Ph.D. Thesis, Stony Brook University, 2019.
- [38] H. Liu, Ph.D. Thesis, Columbia University, 2020.
- [39] M. Nycz, Ph.D. Thesis, Kent State University, 2020.
- [40] T. Su, Ph.D. Thesis, Kent State University, 2020.
- [41] S. I. Alekhin, S. A. Kulagin, and R. Petti, Phys. Rev. **D96**, 054005 (2017).
- [42] S. A. Kulagin and R. Petti, Phys. Rev. **C82**, 054614 (2010).
- [43] S. A. Kulagin and R. Petti, Nucl. Phys. **A765**, 126 (2006).
- [44] Sergey Kulagin and Roberto Petti, private communication, 2018.
- [45] Herbert Uberall, *Electron Scattering from Complex Nuclei*, Academic Press (1971).
- [46] A. Bodek *et al.* (SLAC-E49b/E87), Phys. Rev. **D20**, 1471 (1979).
- [47] K. A. Griffioen *et al.*, Phys. Rev. **C92**, 015211 (2015).
- [48] E. P. Segarra, A. Schmidt, T. Kutz, D. W. Higinbotham, E. Piasezky, M. Strikman, L. B. Weinstein, and O. Hen, Phys. Rev. Lett. **124**, 092002 (2020).
- [49] S. A. Kulagin, EPJ Web Conf. **138**, 01006 (2017).
- [50] S. Alekhin, S. A. Kulagin and R. Petti, AIP Conf. Proc. **967**, 215 (2007).
- [51] H. Georgi, H. D. Politzer, Phys. Rev. **D14**, 1829 (1976).
- [52] R. W. Schulze and P. U. Sauer, Phys. Rev. **C48**, 38 (1993).
- [53] L. B. Weinstein, E. Piasezky, D. W. Higinbotham, J. Gomez, O. Hen, and R. Shneur, Phys. Rev. Lett. **106**, 052301 (2011).
- [54] A. Airapetian *et al.*, Phys. Lett. **B567**, 339 (2003).
- [55] J. Seely *et al.*, Phys. Rev. Lett. **103**, 202301 (2009).
- [56] S. Tkachenko *et al.*, Phys. Rev. **C89**, 045206 (2014).
- [57] C. D. Roberts, R. J. Holt, and S. M. Schmidt, Phys. Lett. **B727**, 249 (2013).
- [58] I. C. Cloët, W. Bentz, and A. W. Thomas, Phys. Lett. **B621**, 246 (2005).
- [59] A. Accardi, L. T. Brady, W. Melnitchouk, J. F. Owens, and N. Sato, Phys. Rev. **D93**, 114017 (2016).
- [60] A. J. Tropiano, J. J. Ethier, W. Melnitchouk, and N. Sato, Phys. Rev. **C99**, 035201 (2019).
- [61] S. Dulat, T. J. Hou, J. Gao, M. Guzzi, J. Huston, P. Nadolsky, J. Pumplin, C. Schmidt, D. Stamp, and C.-P. Yuan, Phys. Rev. **D93**, 033006 (2016).

Appendix - Tables of Measurements

D. Abrams *et al.* (The Jefferson Lab Hall A Tritium Collaboration)
*Measurement of the Nucleon F_2n/F_2p Structure Function Ratio by the Jefferson
 Lab MARATHON Tritium/Helium-3 Deep Inelastic Scattering Experiment*

x	Q^2 (GeV/c) ²	W GeV/c ²	σ_d/σ_p	Δ_{stat}	Δ_{ptp}	Δ_{syst}	Δ_{tot}
0.195	2.73	3.49	1.725	0.005	0.010	0.009	0.015
0.225	3.15	3.42	1.697	0.005	0.008	0.009	0.014
0.255	3.57	3.36	1.674	0.007	0.008	0.009	0.014
0.285	3.99	3.30	1.656	0.008	0.010	0.009	0.016
0.315	4.41	3.24	1.629	0.008	0.010	0.009	0.016
0.345	4.83	3.17	1.588	0.009	0.010	0.009	0.016
0.375	5.25	3.10	1.544	0.013	0.016	0.008	0.023

TABLE I: The ratio of deuteron to proton DIS cross section at the selected x , Q^2 , and W kinematics of MARATHON. Listed are the statistical (stat), point-to-point (ptp), and overall/scale systematic (syst) components of the total (tot) error. The latter is the quadrature sum of the three components. The overall/scale systematic component of $\pm 0.55\%$ is due to the uncertainties in the nominal gas target densities of the hydrogen and deuterium gases (combined in quadrature).

x	Q^2 (GeV/c) ²	W GeV/c ²	σ_h/σ_t	Δ_{stat}	Δ_{ptp}	Δ_{syst}	Δ_{tot}
0.195	2.73	3.49	1.112	0.003	0.005	0.008	0.010
0.225	3.15	3.42	1.124	0.003	0.004	0.008	0.010
0.255	3.57	3.36	1.141	0.004	0.004	0.008	0.010
0.285	3.99	3.30	1.160	0.005	0.005	0.008	0.011
0.315	4.41	3.24	1.154	0.005	0.004	0.008	0.011
0.345	4.83	3.17	1.171	0.006	0.005	0.008	0.011
0.375	5.25	3.10	1.177	0.008	0.006	0.008	0.013
0.405	5.67	3.03	1.219	0.009	0.004	0.009	0.014
0.435	6.09	2.96	1.206	0.010	0.005	0.009	0.014
0.465	6.51	2.89	1.226	0.010	0.004	0.009	0.014
0.495	6.93	2.82	1.235	0.010	0.004	0.009	0.014
0.525	7.35	2.74	1.260	0.011	0.004	0.009	0.015
0.555	7.77	2.67	1.267	0.011	0.004	0.009	0.015
0.585	8.19	2.59	1.268	0.012	0.004	0.009	0.016
0.615	8.61	2.50	1.268	0.013	0.004	0.009	0.016
0.645	9.03	2.42	1.292	0.013	0.004	0.009	0.017
0.675	9.45	2.33	1.289	0.014	0.004	0.009	0.018
0.705	9.87	2.24	1.309	0.014	0.004	0.009	0.017
0.735	10.3	2.14	1.302	0.013	0.004	0.009	0.017
0.765	10.7	2.04	1.316	0.014	0.004	0.009	0.017
0.795	11.1	1.94	1.312	0.015	0.004	0.009	0.018
0.825	11.9	1.84	1.301	0.017	0.004	0.009	0.020

TABLE II: The helion to triton DIS cross section ratio (after normalization, see text) at the x , Q^2 , and W kinematics of MARATHON. Listed also are the statistical (stat), point-to-point (ptp) and overall/scale systematic (syst) components of the total (tot) error. The latter is the quadrature of the three components.

x	\mathcal{R}_{ht}	$\Delta\mathcal{R}_{ht}$	F_2^n/F_2^p	Δ_{stat}	Δ_{ptp}	Δ_{syst}	Δ_{tot}
0.195	0.9989	0.0009	0.724	0.005	0.011	0.016	0.020
0.225	0.9990	0.0009	0.701	0.006	0.008	0.016	0.019
0.255	0.9991	0.0009	0.668	0.008	0.008	0.015	0.019
0.285	0.9993	0.0008	0.635	0.008	0.009	0.014	0.019
0.315	0.9997	0.0009	0.647	0.010	0.008	0.015	0.019
0.345	1.0003	0.0008	0.618	0.010	0.008	0.014	0.019
0.375	1.0010	0.0008	0.610	0.013	0.010	0.014	0.021
0.405	1.0019	0.0008	0.547	0.014	0.006	0.013	0.020
0.435	1.0029	0.0007	0.567	0.015	0.007	0.013	0.021
0.465	1.0039	0.0007	0.540	0.015	0.006	0.013	0.020
0.495	1.0049	0.0007	0.528	0.014	0.006	0.012	0.020
0.525	1.0058	0.0007	0.496	0.015	0.006	0.012	0.020
0.555	1.0067	0.0007	0.489	0.015	0.006	0.012	0.020
0.585	1.0074	0.0008	0.489	0.016	0.006	0.012	0.020
0.615	1.0081	0.0009	0.489	0.016	0.005	0.012	0.021
0.645	1.0087	0.0010	0.461	0.016	0.006	0.011	0.020
0.675	1.0093	0.0013	0.466	0.018	0.006	0.011	0.022
0.705	1.0098	0.0017	0.442	0.016	0.005	0.011	0.020
0.735	1.0104	0.0020	0.451	0.016	0.005	0.011	0.020
0.765	1.0111	0.0024	0.436	0.016	0.006	0.011	0.020
0.795	1.0118	0.0030	0.441	0.017	0.006	0.011	0.022
0.825	1.0125	0.0043	0.455	0.020	0.009	0.011	0.024

TABLE III: The F_2^n/F_2^p ratio for the MARATHON x kinematics. Listed also are the ratio's statistical (stat), point-to-point (ptp), and overall/scale (syst) components of the total (tot) error. The latter is the quadrature of the three components. Also listed are the values for the \mathcal{R}_{ht} super-ratio and their uncertainties used in the F_2^n/F_2^p ratio extraction (see text).