

# UC Irvine

## UC Irvine Previously Published Works

### Title

Future directions for deep ocean climate science and evidence-based decision making

### Permalink

<https://escholarship.org/uc/item/6hx1k0d2>

### Authors

Pillar, Helen R

Hetherington, Elizabeth

Levin, Lisa A

et al.

### Publication Date

2024

### DOI

10.3389/fclim.2024.1445694

### Copyright Information

This work is made available under the terms of a Creative Commons Attribution License, available at <https://creativecommons.org/licenses/by/4.0/>

Peer reviewed

# Future Directions for Deep Ocean Climate Science and Evidence-Based Decision Making

**Helen R. Pillar<sup>1,\*</sup>, Elizabeth Hetherington<sup>2</sup>, Lisa A. Levin<sup>2</sup>, Laura Cimoli<sup>3</sup>, Jonathan M. Lauderdale<sup>4</sup>, Jesse M. A. van der Grient<sup>5</sup>, Kristen Johannes<sup>2</sup>, Patrick Heimbach<sup>1,6</sup>, Leslie Smith<sup>7</sup>, Charles I. Addey<sup>8</sup>, Pavanee Annasawmy<sup>9</sup>, Sandra Antonio<sup>10</sup>, Narissa Bax<sup>11,12</sup>, Henri F. Drake<sup>13</sup>, Elva Escobar<sup>14</sup>, Laura G. Elsler<sup>15</sup>, Mara Freilich<sup>16</sup>, Natalya D. Gallo<sup>17</sup>, Fanny Girard<sup>8</sup>, Matthew J. Harke<sup>18</sup>, Daniel O. B. Jones<sup>19</sup>, Siddhi Joshi<sup>20</sup>, Xinfeng Liang<sup>21</sup>, Paige J. Maroni<sup>22</sup>, Otmane Sarti<sup>23</sup>, Paris V. Stefanoudis<sup>24,25</sup>, Olivier Sulpis<sup>26</sup>, and David Trossman<sup>27</sup>,**

<sup>1</sup>*Oden Institute for Computational Engineering and Sciences, University of Texas at Austin, Austin, TX, USA*

<sup>2</sup>*Scripps Institution of Oceanography, University of San Diego, CA, USA*

<sup>3</sup>*Department of Applied Mathematics and Theoretical Physics, University of Cambridge, Cambridge, UK*

<sup>4</sup>*Department of Earth, Atmospheric and Planetary Sciences, Massachusetts Institute of Technology, Cambridge, MA, USA*

<sup>5</sup>*South Atlantic Environmental Research Institute, Stanley, Falkland Islands*

<sup>6</sup>*Jackson School of Geosciences, University of Texas at Austin, Austin, TX, USA*

<sup>7</sup>*Your Ocean Consulting, LLC*

<sup>8</sup>*Department of Oceanography, University of Hawai'i at Manoa, Honolulu, HI, USA*

<sup>9</sup>*FRB-CESAB, Fondation pour la Recherche sur la Biodiversité – Centre de Synthèse et d'Analyse sur la Biodiversité, 5 rue de l'école de médecine 34000 Montpellier, France*

<sup>10</sup>*Posgrado en Ciencias Biológicas, Universidad Nacional Autónoma de México, Ciudad de México, México*

<sup>11</sup>*Pinngortitaleriffik Greenland Institute of Natural Resources, Greenland Climate Research Centre, Nuuk, Greenland & Centre for Marine Socioecology, Institute for Marine and Antarctic Studies, University of Tasmania, Hobart, Tasmania, Australia*

<sup>12</sup>*Centre for Marine Socioecology, Institute for Marine and Antarctic Studies, University of Tasmania, Hobart, Tasmania, Australia*

<sup>13</sup>*Department of Earth System Science, University of California Irvine, Irvine, CA, USA*

<sup>14</sup>*Universidad Nacional Autónoma de México; Instituto de Ciencias del Mar y Limnología; Ciudad Universitaria*

<sup>15</sup>*Department of Nutrition, T.H. Chan School of Public Health, Harvard University, Boston, MA 02115, USA*

<sup>16</sup>*Department of Earth, Environmental, and Planetary Sciences and Division of Applied Mathematics, Brown University, Providence, RI, USA*

<sup>17</sup>*Department of Biological Sciences, University of Bergen, and Bjerknes Centre for Climate Research, Bergen, Norway*

<sup>18</sup>*Gloucester Marine Genomics Institute, Gloucester, MA, USA*

<sup>19</sup>*National Oceanography Centre, Southampton, UK*

<sup>20</sup>*Independent Researcher*

<sup>21</sup>*School of Marine Science and Policy, University of Delaware, Lewes, DE, USA*

<sup>22</sup>*Minderoo-UWA Deep-Sea Research Centre, School of Biological Sciences and UWA Oceans Institute, University of Western Australia, Perth, Western Australia, 6009, Australia*

<sup>22</sup>Abdelmalek Essaadi University, Tetouan, Morocco

<sup>24</sup>Oxford University Museum of Natural History, University of Oxford, Oxford, UK

<sup>25</sup>Nekton Foundation, Oxford, UK

<sup>26</sup>CEREGE, Aix Marseille University, CNRS, IRD, INRAE, College de France, Aix-en-Provence, France

<sup>27</sup>Earth System Science Interdisciplinary Center, University of Maryland, College Park, MD, USA

Correspondence\*: Helen Pillar

[Helen.Pillar@utexas.edu](mailto:Helen.Pillar@utexas.edu)

## ABSTRACT

A defining aspect of the Intergovernmental Panel on Climate Change (IPCC) assessment reports (AR) is a formal uncertainty language framework that emphasizes higher certainty issues across the reports, especially in the executive summaries and short summaries for policymakers. As a result, potentially significant risks involving understudied components of the climate system are shielded from view. Here we seek to address this in the latest, sixth assessment report (AR6) for one such component - the deep ocean - by summarizing major uncertainties (based on discussions of low confidence issues or gaps) regarding its role in our changing climate system. The goal is to identify key research priorities to improve IPCC confidence levels in deep ocean systems and facilitate the dissemination of IPCC results regarding potentially high impact deep ocean processes to decision-makers. This will accelerate improvement of global climate projections and aid in informing efforts to mitigate climate change impacts. An analysis of 3000 pages across the six selected AR6 reports revealed 219 major knowledge gaps related to the deep ocean. These were categorized by climate stressor and nature of impacts. Half of these are biological knowledge gaps, primarily surrounding our understanding of changes in ocean ecosystems, fisheries, and primary productivity. The remaining knowledge gaps are related to uncertainties in the physical (32%) and biogeochemical (15%) ocean states and processes. Model deficiencies are the leading cited cause of low certainty in the physical ocean and ice states, whereas causes of biological uncertainties are most often attributed to limited studies and observations or conflicting results. Key areas for coordinated effort within the deep ocean observing and modeling community have emerged, which will improve confidence in the deep ocean state and its ongoing changes for the next assessment report. This list of key “known unknowns” includes meridional overturning circulation, ocean deoxygenation and acidification, primary production, food supply and the ocean carbon cycle, climate change impacts on ocean ecosystems and fisheries, and ocean-based climate interventions. From these findings, we offer recommendations for AR7 to avoid omitting low confidence-high risk changes in the climate system.

**Keywords:** Deep Sea, Climate Science, Evidence-based Decision Making, IPCC, Uncertainty, Vulnerability and Risk

## 1 IMPORTANCE OF THE DEEP SEA

The deep ocean is defined within the Intergovernmental Panel on Climate Change (IPCC) Special Report on Ocean and Cryosphere in a Changing Climate (SROCC, IPCC, 2019) as the region below 200 m depth,

marking both the end of the shallow shelf seas and the depth at which photosynthesis occurs (Bindoff et al., 2019). Below this depth critical ecological changes and biogeochemical transformations occur (Bindoff et al., 2019). The deep ocean plays a pivotal role in our climate system owing to its vast reservoir capacities and residence times, hosting the majority of total ocean carbon (~37k Gt, Friedlingstein et al., 2023), which in turn exceeds the quantity of carbon contained in the atmosphere and connected upper ocean reservoir (by factor ~50) and in plants and soils (by factor ~20). To date the ocean has taken up ~30% of anthropogenic CO<sub>2</sub> (Crisp et al., 2022; Friedlingstein et al., 2023; Gruber et al., 2019; Khatiwala et al., 2009, 2013; Sabine et al., 2004). The ocean has also served as the dominant reservoir for heat produced by the earth's energy imbalance resulting from anthropogenic changes in atmospheric composition. Since 1971, observations indicate that 90% of this heat has been absorbed by the ocean (with approximately half of this anthropogenic heat residing below 700 m depth; von Schuckmann et al., 2023), significantly slowing transient global warming on land (Drake et al., 2021). The deep ocean accounts for 95% of Earth's habitable space and supports a plethora of unique ecosystems (Ramirez-Llodra et al., 2010) including those likely to have hosted the development of life on the planet (Baross and Hoffman, 1985; Martin et al., 2008). It also serves as a vast repository for biodiversity (Snelgrove and Smith, 2002) and genetic resources (Harden-Davies, 2017) and could provide important nutritional assets for tackling increasing threats to global food security (Campanya-Llovet et al., 2017; Gatto et al., 2023). The total economic value of these resources and other ecosystem processes and services provided by the global deep sea (Turner et al., 2019, Folkersen et al., 2018) has been estimated to amount to 267 billion US dollars per year (Ottaviani, 2020). This estimate does not account for the immense cultural and social significance of the deep sea for people all around the world, which is beyond quantification.

Despite this tremendous importance, the deep sea remains largely unexplored owing to logistical and technological challenges and high costs. Approximately 80% of the seafloor has not been mapped at resolution higher than 1 km (Mayer et al., 2018) and it is predicted that millions of deep ocean species remain to be discovered (Mora et al., 2011). Huge uncertainty surrounds our understanding of fundamental physical, chemical, and biological aspects of the deep ocean, including its baseline state and variability, characteristic processes, sensitivities, and vulnerabilities. There is, however, mounting evidence of significant and concerning changes underway, including a weakening of the ocean carbon sink (Muller et al., 2023), widespread deep ocean deoxygenation (Stramma et al., 2010; Oschlies et al., 2018) and acidification (Ma et al., 2023; Lauvset et al., 2020), reduction of food supply to depths (Smith et al., 2006) and resulting degradation of deep ocean ecosystems (Ruhl and Smith, 2004; Smith et al., 2009, 2013; Sweetman et al., 2018). As extra stresses arrive with expanding oil and gas extraction, trawling, as well as potential deep-seabed mining and ocean-based climate interventions in the future - all with highly uncertain impacts and interactions (Mengerink et al., 2014; Sweetman et al., 2018; Levin et al., 2023) - there is an urgent need to identify and close scientific gaps related to deep ocean climate change and inform policy that can ensure effective management and mitigate serious harm (Amon et al., 2022a). This study seeks to synthesize these knowledge gaps as highlighted across the latest assessment reports of the IPCC. The reports are chosen as the basis for our synthesis since they represent the most extensive survey of peer reviewed literature (and other quality-assured sources) from the global research community, returning the most comprehensive assessment of present and future climate change, its causes, potential impacts and response options.

## 2 THE IPCC AR6 AND ITS UNCERTAINTY CHARACTERIZATION

The Sixth Assessment Report (AR6) was produced during the latest IPCC assessment cycle (2015-2023). It comprises three Working Group (WG) contributions, a Methodology Report, three Special Reports, and a Synthesis. The WG Reports provide a holistic assessment of scientific, technical and socioeconomic aspects of climate change: Working Group I (WGI, IPCC, 2021a) assesses the physical science basis, Working Group II (WGII IPCC, 2022a) assesses climate change impacts and adaptations/vulnerabilities of the natural world and human societies, and Working Group III (WGIII, IPCC, 2022b) assesses mitigation options. The three cross-WG Special Reports provide more focused assessments of global warming of 1.5°C (SR15, IPCC, 2018), the ocean and cryosphere in a changing climate (SROCC, IPCC, 2019) and climate change and land (SRCCL, IPCC, 2021c). The Methodology Report provides updated guidelines for greenhouse gas inventories, and the Synthesis Report (SYR, IPCC, 2021b) integrates findings across all reports in the cycle.

The IPCC reports are informed by thousands of peer-reviewed publications (and other quality-assured sources) and assessed by expert author teams exceeding 200 members per WG. As a result, they provide the ultimate scientific basis to inform policy and sustainable development goals. To facilitate this, each chapter body - typically comprising a few hundred pages - is condensed into a 3 page Executive Summary (ES), and each report - typically comprising a few thousand pages - is condensed into a 30 page high-level Summary for Policy Makers (SPM). The SPMs are unique in being subject to line-by-line review until agreement is reached by all participating governments.

A critical component of IPCC Assessment Reports is a formal uncertainty language framework, typeset in italics and aimed at ensuring coherent characterization and communication of uncertainty across various working groups, reports and chapters. This framework was first introduced during the production of the third assessment report (Moss and Schneider, 2000) and was most recently revised by Mastrandrea et al. (2010) for the fifth assessment report (AR5). This latest framework, also employed for AR6, provides three scales to communicate the degree of certainty in findings: (1) *evidence/agreement*, (2) *confidence*, and (3) *likelihood*, with relations between the scales described in the Supplementary Information (SI). Their adoption has been assessed for the ESs and SPMs in AR4 and AR5 (Mach et al., 2017), and for the AR6 Special Reports (Janzwood, 2020). These studies find that the latest author guidelines have improved balanced judgements of certainty across disciplines, with a particularly notable increase in the use of *confidence* terms (Mach et al., 2017; Janzwood, 2020), the scale accounting for the majority of uncertainty language use across almost all chapters. Furthermore, the proportion of *very low* and *low confidence* statements has increased significantly since AR4, following explicit guidelines for authors to communicate a wide range of possible outcomes, not only high certainty findings (Mastrandrea et al., 2010). This calibrated language aids identification of key knowns and major knowledge gaps. Whilst the former can be communicated easily to policymakers, identifying knowledge gaps is essential for recognizing current limits on evidence-based decision making. Our study focuses on collating deep ocean knowledge gaps associated with *very low* and *low confidence* statements across the AR6 to highlight critical research needs.

### 3 UNDERREPRESENTATION OF UNCERTAIN ISSUES IN POLICY CONSIDERATIONS

Despite the improvements in communicating the assessment conclusions cited above, many challenges persist. The reports have been shown to focus on what is known with medium to very high confidence and deemphasize uncertain findings, with this skewness further exacerbated in the ESs and SPMs. Mach et al. (2017) show that for AR5 ~65% of *confidence* designations are *very high* or *high confidence*, ~30% are *medium confidence*, and only ~5% are *low* or *very low confidence* across all ESs and SPMs. Janzwood (2020) identifies a similar proportional language use in the SROCC ESs and SPMs and demonstrates the drop off in *very low* and *low confidence* statements from the chapter bodies to the more widely-read summaries. Expanding upon Janzwood's (2020) evaluation, we show that a similar reporting skew is evident in all of the AR6 literature that we reviewed for our survey (Fig. 1), including the three WG reports. This skew has severe implications for understudied components of the climate system such as the deep ocean, which is beset by uncertainty due to challenges outlined above. The result is that - despite its immense importance for global climate, ecology, and society - the deep sea is chronically underrepresented in policy considerations and critical research needs are overlooked (Levin, 2021). This highlights current limits on evidence-based decision making and motivates our study with the objectives outlined below.

### 4 STUDY OBJECTIVES

In this study, we seek to extract major knowledge gaps related to the deep ocean across the IPCC AR6 literature. Our principal aims are to:

- (i) identify key research priorities to improve IPCC confidence levels in deep ocean systems, and
- (ii) encourage better representation and increased visibility of potentially high impact yet uncertain deep ocean processes in the communication of IPCC results to policymakers.

Addressing these aims will provide valuable guidance for expanding the global ocean observing system, ensure accelerated improvement of climate predictions, and support well-informed climate change mitigation efforts. An important product accompanying this paper is a table of deep ocean knowledge gaps collated from the IPCC AR6 reports (SI Table 1). Our intention is that this resource can be used by researchers and observing programs to determine where they may best contribute their expertise and resources. The remainder of the paper is organized as follows. In section 5 we describe our approach for surveying major deep ocean knowledge gaps across the AR6 reports. We present the results of our survey in section 6. Our results include an assessment of deep ocean recognition in the SPMs, a comprehensive list of major deep ocean related knowledge gaps across the AR6 (provided as SI), quantification of the major reasons for low confidence in these areas, and identification of the main physical/biogeochemical/biological variables impacting - or being impacted by - low confidence in other fields. Our results also include a deeper discussion of 7 areas of major uncertainty identified by our survey: the overturning circulation, the ocean carbon cycle, primary production and food supply, ocean deoxygenation and acidification, climate change impacts on ocean ecosystems and fisheries, and ocean based climate interventions. Recommendations for future research and reporting are given in sections 7 and 8. The limitations of our study are discussed in section 9 and a summary is given in section 10.

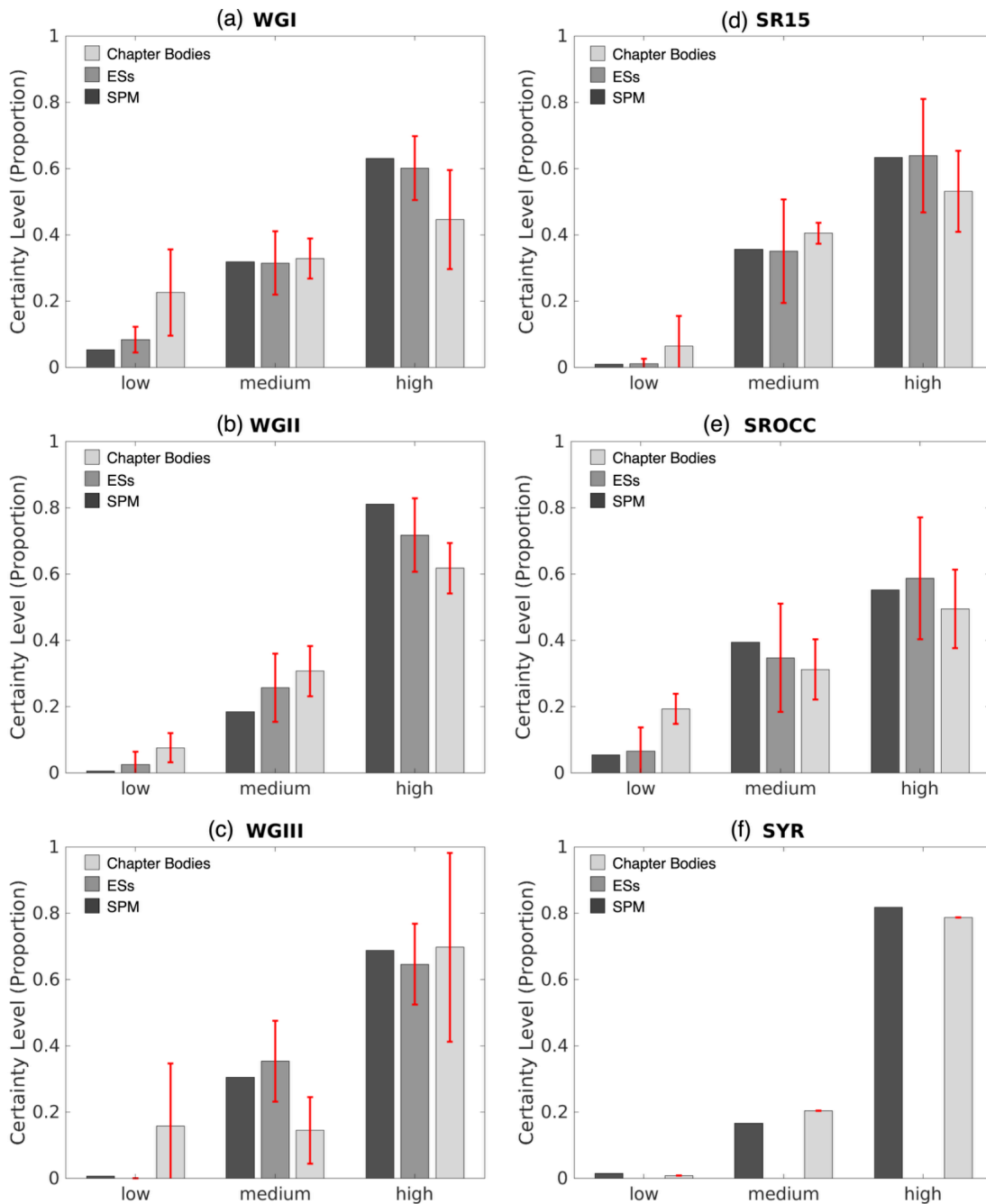


Figure 1. Summary of proportional use of certainty levels within the chapter bodies, executive summaries (ESs) and summary for policy makers (SPM) for each of the six AR6 reports reviewed in our survey. Following Mach et al. (2017) “certainty” terminology is used to group confidence levels: low certainty combines *very low* and *low confidence*, medium certainty combines *medium-low* and *medium confidence*, and high certainty combines *high* and *very high confidence*. Bars plotted for the chapter bodies and ESs are averages of those shown in SI Fig. 2, with the standard deviation indicated in red. Note there is no ES for the Synthesis Report (SYR). High certainty is emphasized across all sections of every report. The proportion of high and medium certainty increases from the chapter bodies to the ESs and SPMs and there is an accompanying particularly severe drop off in low certainty statements in the ESs and SPMs. The total counts for low, medium, and high certainty for each chapter were obtained using a combination of text-based searches, for text within each chapter body, and optical character recognition (OCR) software to isolate language within figures and image-based tables. References and leading introductory text (i.e., introducing the calibrated language framework) were omitted.

## 5 METHODS

The IPCC formal language framework offers an objective approach to identify major deep ocean related knowledge gaps across scientific, technical, and socioeconomic spheres. As discussed above, the latest guidelines have increased the use of the three uncertainty language scales (section 2 and SI Fig. 1), although some confusion remains around their relation and appropriate use (Janzwood, 2020). We start by briefly discussing these issues, justifying our decision to focus on collating knowledge gaps expressed using *very low* and *low confidence* statements across the report.

### 5.1 A focus on AR6 “confidence” statements

IPCC author guidelines for calibrated language assignments are summarized in the SI with recent critiques of the framework presented by Mach et al. (2017) and Janzwood (2020). We chose to identify major knowledge gaps across the AR6 literature by focusing on the use of the *confidence* language scale, collating statements of *very low confidence* and *low confidence* related to the deep ocean. Following Mach et al. (2017) we will refer to these two categories together as “low certainty” below. The guidelines encourage that these terms “should be reserved for areas of major concern and the reason for their presentation should be carefully explained” (Mastrandrea et al., 2010), so our focus allows us to elevate major deep ocean knowledge gaps that have been deemed to be of major concern by the IPCC expert authors. In doing so, we also avoid ambiguities in relating across language scales (see discussion in SI).

### 5.2 Data collection method

Discussion of the ocean is presented in 6 key documents published between 2021–2023: WGI, WGII, WGIII, SR15, SROCC, and SYR. All low certainty issues related to activity on land within these reports were omitted in this study and the SRCCL was not included in our survey because of its focus on land-based processes. Although terrestrial systems may impact the deep ocean, especially over long timescales, we focused on knowledge gaps where this connection is direct, allowing us to achieve our objectives. After compiling a list of ocean-relevant chapters across these 6 reports, project participants were sought from members of the DOOS (Deep Ocean Observing Strategy, Smith et al., 2023) and DOSI (Deep Ocean Stewardship, DOSI, 2018) communities. Participants were requested to review at least 2 chapters as either the “primary” or “secondary” reviewer. Participants were only allowed to serve as primary reviewers for topics in which they had reasonable knowledge and expertise. This requirement was relaxed for secondary reviewers, who were tasked with verifying that information was correctly reported by the primary reviewer. To perform a comprehensive gaps assessment, primary reviewers were instructed to compile low certainty issues for which deep ocean relevance was both explicit and implicit within each of their chapter(s). For example, many low certainty issues reported occur in the near-surface ocean but propagate via physical/biogeochemical/biological pathways to generate significant uncertainty below 200 m depth. A key element of our survey was to characterize both the cause (“stressor”) and ramification (“impact”) of each low certainty statement and categorize the reason for low agreement and/or limited evidence (e.g., model disagreement, lack of observations) where possible. For example, the relevance of the deep ocean may be as the stressor of uncertainty (e.g., deep ocean warming



| Physics  | BGC  | Biology  | Mitigation   |
|--|--|--|--|
| Air-Sea Fluxes<br>Sea Ice/Ice Sheet/Shelves<br>Sea Level Rise          | Ocean Carbon Cycle<br>Ocean Deoxygenation<br>Ocean Acidification<br>Nutrient Cycle<br>Other (Biogeochemical) | Ecosystems<br>Biodiversity<br>Biomass<br><br>Primary Production<br><br>Food Supply<br>(particulate organic<br>carbon- POC- flux) | Ocean-Based Climate Interventions (OBCI)<br>Geoengineering (excl. OBCI)<br>Management/Policy |
| Ocean Salinity/Freshwater<br>Content<br>Ocean Temperature/Heat Content |  |  |  |
| Ocean Circulation  |  |  |  |
| Water Masses   |  | Physiology   |  |
| Ocean Mixing   |  | Fisheries  |  |
| Other (Physical)   |  | Other (Biological)   |  |

Table 1. Specific subjects used to categorize the topic of the deep ocean relevant low certainty (*very low confidence* and *low confidence*) statements in the AR6 reports, organized by discipline. Where possible, subjects were specified for both the driver of low confidence in the deep ocean (i.e., the “stressor”) and the field/process characterized by low certainty as a result (i.e., the “impact”). As an example, consider the following statement from chapter 3 of SR15: “Some ecosystems, such as those from bathyal areas (i.e., 200–3000 m below the surface), are likely to undergo very large reductions in pH by the year 2100...yet evidence of how deep-water ecosystems will respond is currently limited despite the potential planetary importance of these areas (*low to medium confidence*)”. In this case the stressor (ocean acidification) and impact (ecosystems) can easily be identified. For a large proportion of knowledge gaps, this is not the case. For the following example from chapter 3 of WGI the impact can be identified (ocean circulation) but there is no explicit stressor: “estimates of AMOC since at least 1950...suggest the AMOC weakened through the 20th century (*low confidence*)”.

generating low confidence in ice sheet and sea level projections) or the impact (e.g., low confidence in Antarctic Bottom Water trends owing to the uncertain role of sea ice variations). The following information was requested for each deep ocean relevant low certainty statement:

- section number and title,
- summary of the low certainty statement,
- topic of the underlying cause (“stressor”) and ramification (“impact”) of low certainty (Table 2),
- reason for low certainty,
- reviewer comments, including extra description or discussion of deep ocean relevance where needed.

To obtain meaningful quantitative information, primary reviewers were instructed to report multiple low certainty statements discussing a single issue in the same section only once. Statements made in AR6 referencing results from earlier assessment report cycles were omitted.

A potential problem in focusing a knowledge gaps assessment only on low certainty statements is that some threshold level of evidence is required for even this designation (see SI). As a result, IPCC expert authors do not have the opportunity to discuss grossly under-constrained issues with this language. Recognizing that these issues may have major potential importance for climate, dedicated sections on knowledge gaps are included at the end of many chapters. Reviewers were also instructed to report all relevant gaps from these sections. Finally, for the 6 reports surveyed,

we collated all discussion of the deep ocean from the SPM (including text without accompanying expressions of *confidence*). Comparing this information to all identified knowledge gaps illustrates which deep ocean changes and processes are not shaping policy, media reporting, and public knowledge and perception of climate change.

## 6 RESULTS: IPCC AR6 DEEP OCEAN KNOWLEDGE GAPS

In total, we reviewed approximately 3000 pages across the six selected AR6 reports and identified 219 major knowledge gaps related to the deep ocean (SI Table 1). In this section, we first discuss recognition of the deep ocean in the SPMs and the relative prominence of deep ocean relevant low certainty issues in the chapter bodies, before assessing their principal stressors and impacts. We then discuss the main causes of deep ocean uncertainty and highlight areas where research needs are great and collaboration should be increased.

### 6.1 Deep Ocean Recognition in the Summaries for Policy Makers

Discussion of the deep ocean in the SPMs (Table 1) is almost entirely limited to general qualitative statements of *high* and *very high confidence* changes in globally averaged or integrated quantities. Almost all SPMs (WGI, WGII, SROCC and SYR) recognize that the global ocean has absorbed a significant fraction of anthropogenic heat and CO<sub>2</sub> and has, as a result, undergone large scale warming, acidification, and deoxygenation. These changes, accompanied by altered ocean circulation, reduced vertical mixing and fluxes of organic carbon (SROCC SPM), are recognized to be irreversible and accompanied by substantial damages to deep ocean marine ecosystems, adversely affecting biodiversity, food production, and ecosystem services (WGII, SROCC, and SYR SPMs). It is recognized that thermal expansion of the warming ocean explains 50% of sea level rise over the last 50 years (although recent estimates indicate this contribution has decreased to 33% since 2005 with accelerating contributions from land ice, Hamlington et al., 2020 and references therein) and that sea level rise will continue on centennial to millennial timescales as a response to deep ocean warming (WGI, SROCC and SYR SPMs). Although we are already committed to many physical and biogeochemical changes over the early 21st century (WGI and SROCC SPMs), it is recognized that limiting global warming to 1.5°C would reduce detrimental impacts on ocean ecosystems and their services (SR15 SPM), with the opportunity to further reduce vulnerability to ongoing climate change with targeted management of deep-ocean areas (WGII and SYR SPMs). In contrast, marine carbon dioxide removal (mCDR) strategies, such as ocean fertilization, may exacerbate existing biogeochemical changes and further perturb deep ocean ecosystems (WGIII SPM). Any discussion of specific deep-ocean regions, ecosystems, or species within the SPMs is limited to the SROCC, which highlights harmful effects of physical and biogeochemical changes on cold-water coral and abyssal plain ecosystems and includes the only issue communicated with *low confidence*. The omission of other deep-sea ecosystems (e.g., seamounts, hydrothermal vents, methane seeps, sponge reefs, canyons, pelagic zones including oxygen minimum zones, trenches) is caused by large uncertainties associated with specific region/ecosystem/species change.

| Report | Deep Ocean Recognition   |
|--------|--|
| WGI    | Irreversible changes in global ocean temperature ( <i>very high confidence</i> ), acidification ( <i>very high confidence</i> ) and deoxygenation ( <i>medium confidence</i> ) are recognized on centennial to millennial timescales. Commitment to sea level rise on these timescales is also recognized as a response to continuing deep ocean warming ( <i>high confidence</i> ). Human activity is recognized to have unequivocally caused widespread and rapid ocean changes. Specifically, 91% of anthropogenic heat in the climate system is recognized to have been absorbed by the ocean, with the resulting thermal expansion explaining 50% of sea level rise during 1971-2018. The importance of the deep ocean is implicit here. Similarly, the deep ocean is implicated in recognizing the key role of the global ocean in absorbing atmospheric CO <sub>2</sub> , with this sink projected to be less effective with increasing cumulative emissions.   |
| WGII   | No explicit reference is made to the deep ocean for the impacts and projected risks of climate change and adaptation options. Implicit reference is made in recognizing that climate change has caused ocean acidification ( <i>high confidence</i> ) and substantial damages and irreversible losses in open ocean marine ecosystems ( <i>high confidence</i> ), adversely affecting food production ( <i>high confidence</i> ). Risk of ocean biodiversity loss is recognized to range from moderate to very high with 1.5°C global warming, increasing with higher warming levels, with some opportunity to reduce this vulnerability with targeted management ( <i>high confidence</i> ).  |
| WGIII  | The WGIII SPM recognizes (at <i>medium confidence</i> ) that ocean fertilization, if implemented, could lead to nutrient redistribution, restructuring of ecosystems, enhanced oxygen consumption and acidification in deeper waters. Implicit reference to the deep ocean is also made when recognizing the relative benefits of marine carbon dioxide removal in being less prone to reversal than land-based interventions ( <i>high confidence</i> ).  |
| SR15   | No explicit reference is made to the deep ocean for the impacts of global warming of 1.5°C. Implicit reference is made in recognizing that limiting warming to 1.5°C would limit detrimental changes in ocean temperature, acidity, and oxygen ( <i>high confidence</i> ). This limit would also restrict impacts on ocean ecosystems and their services, which are already acknowledged to have been adversely affected by climate change ( <i>high confidence</i> ).   |
| SROCC  | Warming of the deep ocean, reduction of surface to deep mixing, and reduced fluxes of organic carbon are recognized along with declines in biomass of marine animal communities, their production, and fisheries catch from the surface to the deep sea ( <i>high or medium confidence</i> ). Harmful effects (of warming, deoxygenation, and acidification) on cold water corals in the deep ocean are also recognized. Positive and negative impacts of climate change on the North Pacific deep sea are depicted in a figure (SPM.2, at <i>low confidence</i> ). Cold-water corals and abyssal plains are the two deep-sea ecosystems depicted in the burning ember diagram (SPM.3). Implicit reference to the deep ocean is also made in recognizing that 20-30% of anthropogenic CO <sub>2</sub> ( <i>very likely</i> ) and more than 90% of anthropogenic heat ( <i>high confidence</i> ) has been absorbed by the global ocean. The rate of warming is recognized to have doubled ( <i>likely</i> ) since 1993, with the Southern Ocean accounting for a large and increasing proportion of total heat uptake. Regional differences in heat uptake and circulation underpin regional variations in sea level rise. It is also recognized that acidification, deoxygenation, ( <i>likely</i> ) expansion of oxygen minimum zones by 3-8%, has occurred, accompanied by significant impacts on marine ecosystems and their services, with negative consequences for human well-being. It is recognized that 21st century predictions forecast a transition to unprecedented states of warming ( <i>virtually certain</i> ), upper ocean stratification ( <i>very likely</i> ), acidification ( <i>virtually certain</i> ), and deoxygenation ( <i>medium confidence</i> ), weakened Atlantic Meridional Overturning Circulation (AMOC) ( <i>very likely</i> ), moderated under lower GHG emission ( <i>very likely</i> ). In contrast, under high (RCP8.5) emissions scenarios, 95% of cold-water coral and seafloor ecosystems below 3 km depth are anticipated to undergo declines in benthic biomass, with some opportunity for targeted management to mitigate these changes. |
| SYR    | It is recognized that widespread and rapid changes in the ocean have occurred, that human influence has unequivocally driven ocean warming and upper ocean acidification, and <i>very likely</i> caused observed sea level rise over the last 50 years. Commitment to sea level rise on centennial to millennial timescales is recognized ( <i>with high confidence</i> ) as a response to continuing deep ocean warming. Implicit reference to the deep ocean is made in recognizing ( <i>with high to very high confidence</i> ) that climate change has already caused substantial damages and increasingly irreversible losses in coastal and open ocean ecosystems, including mass mortality events, adversely affecting regional food production from fisheries and shellfish aquaculture. In increasing emissions scenarios, <i>virtually certain/high confidence</i> outcomes include continued increases in global mean sea level rise, ocean acidification, and deoxygenation, declines in coastal and open ocean ecosystems (Fig. SPM.4) and decreases in fisheries yields over large regions (Fig. SPM.3). There is also <i>high confidence</i> that the ocean will take up a decreasing proportion of CO <sub>2</sub> emissions. The expectation of near-term losses of ocean biodiversity, ecosystems and their services is recognized ( <i>medium to very high confidence</i> ) along with the  |

severity of these impacts for Indigenous Peoples and the imperative need for effective and equitable conservation of 30-50% ocean areas for maintaining global ocean ecosystem resilience.

Table 2. Recognition of the deep ocean in the Summaries for Policy Makers (SPMs) from the 6 reports of the IPCC AR6 reviewed in this study: Working Group I “Climate Change 2021: the Physical Science Basis” (WGI, IPCC, 2021a), Working Group II “Climate Change 2022: Impacts, Adaptation and Vulnerability” (WGII, IPCC, 2022a), Working Group III “Mitigation of Climate Change” (WGIII, IPCC, 2022b), Climate Change 2023: Synthesis Report (SYR, IPCC, 2021b), Special Report on Global Warming of 1.5°C (SR15, IPCC, 2021b), and Special Report on the Ocean and Cryosphere in a Changing Climate (SROCC, IPCC, 2019). This includes both explicit mentions of deep regions as well as discussion considered relevant to the deep ocean. Note that with the exception of a burning ember diagram in the SROCC, all discussion is limited to higher certainty outcomes.

## 6.2 Prominence of Deep Ocean Knowledge Gaps

The proportion of low certainty statements related to the deep ocean is shown in SI Fig. 2 for all 35 reviewed chapters of the 6 selected reports. Our survey produced the deep ocean relevant low certainty count, which is a lower limit caused by merging many opinions on the same subject, as discussed in section 5. Despite this, it can be seen that low certainty discussions primarily surround deep ocean themes for a selection of chapters in WGII, WGIII, SROCC and SR15 (SI Fig. 2). After controlling for report length, the WGI and SROCC exhibit the most low confidence issues (SI Fig. 2). Average low confidence language usage density in WGI and SROCC is 0.97/page and 0.69/page, respectively, for the chapters reviewed. The average density of deep ocean relevant *low confidence* statements is highest for SROCC and SR15 at approximately 0.2/page in each case. The density of both total and deep ocean relevant *low confidence* statements in SYR is significantly smaller than the average over WGI, WGII, WGIII, SR15 and SROCC, reflecting a preference to report higher certainty issues not only in the ESs and SPMs (as discussed above) but also in the synthesis.

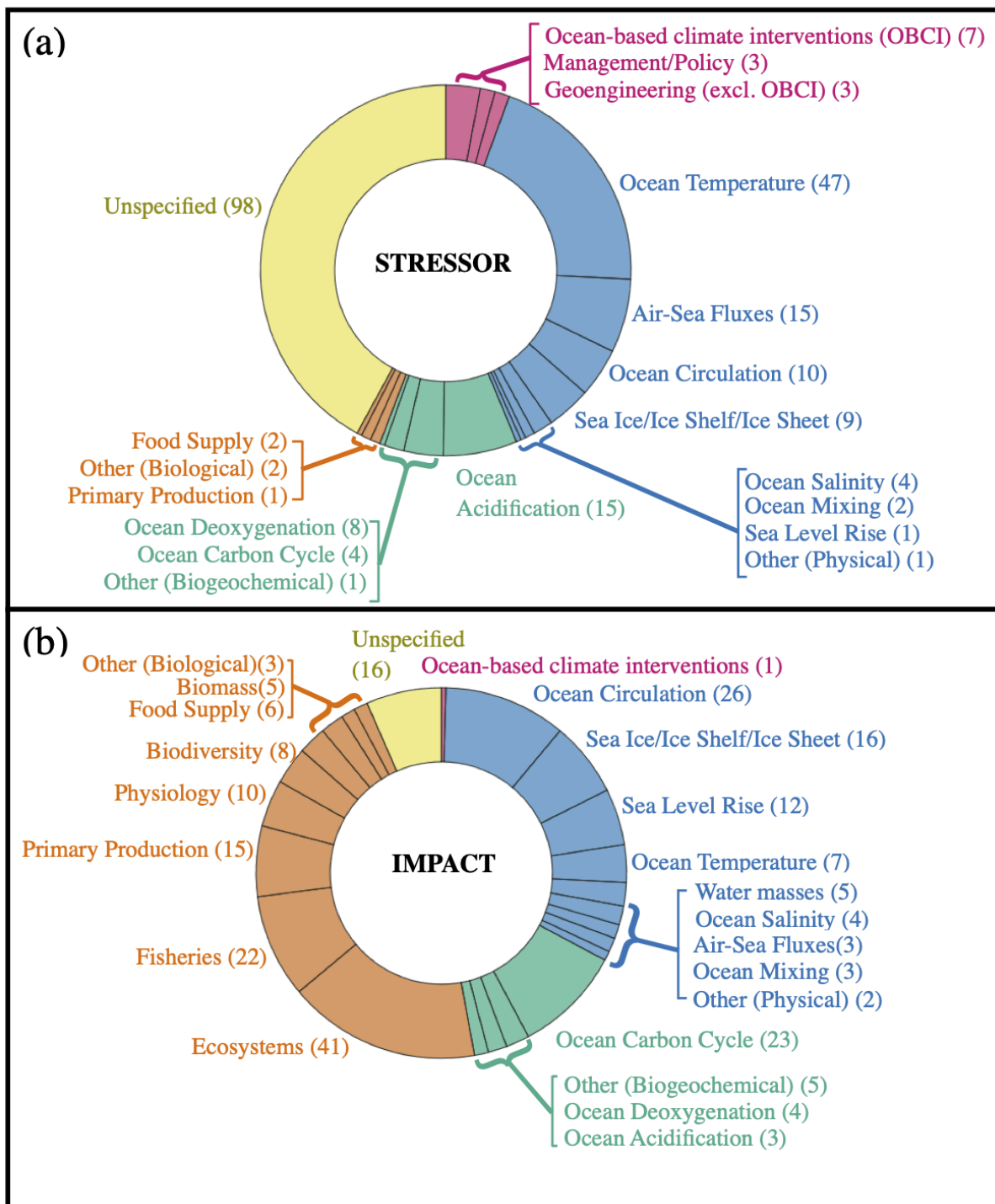


Figure 2. Category of (a) underlying cause (“stressor”) and (b) ramification (“impact”) of low certainty associated with the 219 deep ocean knowledge gaps identified in the IPCC AR6 survey. In both cases total counts exceed 219 since each knowledge gap may be listed with more than one stressor or impact. Colors group mitigation efforts (pink), physical (blue), biogeochemical (green), and biological (orange) topics. “Unspecified” stressors and impacts are shown in yellow and may be discernible from a broader literature review but are not explicitly referenced in the AR6 reports surveyed.

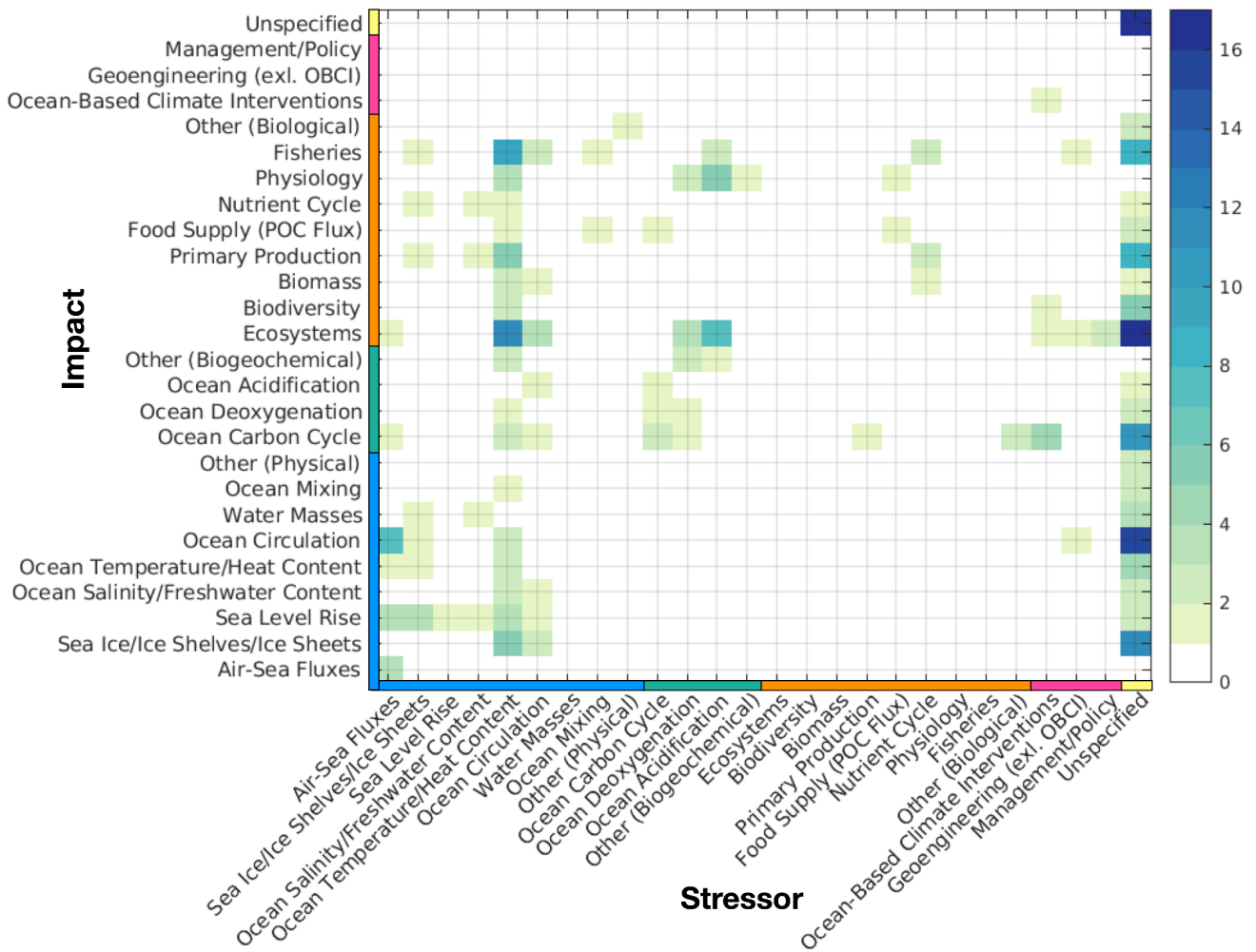


Figure 3. Heat map showing association of stressors (i.e., underlying cause) and impacts of low certainty for the deep ocean knowledge gaps identified in our IPCC AR6 survey. Colors in the heat map indicate the number of times an association between stressor and impact was identified. Colors along the axes are used consistently from Fig. 2 to delineate physical (blue), biogeochemical (green), and biological (orange) stressors/impacts, and those related to climate mitigation efforts (pink). The rightmost column tallies unspecified stressors for all impacts shown on the y-axis. Summing this heat map in the y and x directions yields the counts shown in Fig. 2a and Fig. 2b, respectively.

### 6.3 Stressors and Impacts of Deep Ocean Uncertainty

Stressors and impacts of major deep ocean knowledge gaps are summarized in Fig. 2 with their connections shown in Fig. 3. For 42% of the identified knowledge gaps, the main stressor is unspecified (Fig. 2a). In contrast, only 7% of the identified knowledge gaps are identified without specific impacts (Fig. 2b) and these are also missing acknowledgement of specific stressors (Fig. 3, upper right corner). These gaps are associated with high level descriptions of broad climate impacts (e.g., uncertain projections of risk under a range of climate and development pathways, SI Table 1). Many of the remaining knowledge gaps for which only the stressor is unspecified are associated with statements recognizing the general impacts of overall climate change on ocean circulation, carbon cycling and ecosystems (Fig. 3), for example the anticipated change in biological carbon storage (SI Table 1).

For the remaining 58% of the identified knowledge gaps, 6% are explicitly linked to uncertainties in mitigation efforts that will be undertaken, especially involving ocean-based climate interventions (OBCI) (Fig. 2a). Physical, biogeochemical and biological variables are the stressors underpinning approximately 38%, 12%, and 2%, respectively, of the remaining gaps (Fig. 2a). These proportions for identified links reflect causal connections in the climate system, allowing the propagation of uncertainty from physical to biogeochemical and biological states (Fig. 3). Uncertainties in ocean temperature/heat content are the dominant physical stressor, underpinning numerous knowledge gaps related to deep ocean ecosystems and fisheries (Fig. 3). Air-sea fluxes (mainly of momentum, SI Table 1), ocean circulation (mainly associated with overturning and upwelling, SI Table 1), and sea ice/ice shelf/ice sheet processes are also important stressors (Fig. 3). Uncertainties in ocean acidification account for over half of the biogeochemical stressors, with negative consequences for predictions of deep ocean ecosystems and the physiological responses of deep ocean species to climate change (Fig. 3).

As a result of the uncertainty propagation described above, almost one half of the identified knowledge gaps are associated with uncertain consequences for the biological state (Fig 2b). These biological knowledge gaps primarily surround our understanding of ongoing and anticipated changes in ocean ecosystems, fisheries, and primary productivity (Fig. 3). For the remaining knowledge gaps 32% and 15% are associated with uncertain impacts on the physical and biogeochemical states, respectively. Major physical unknowns are associated with the changing ocean circulation (mainly the overturning component, SI Table 1), sea ice/ice shelf/ice sheet variations, and sea level rise. Many knowledge gaps related to sea level rise are an impact of the low certainty in ocean heat uptake and redistribution in the present climate system and in the future under different emissions scenarios or maximum warming targets (SI Table 1). The majority of identified biogeochemical knowledge gaps surround the ocean carbon cycle (Fig. 2b).

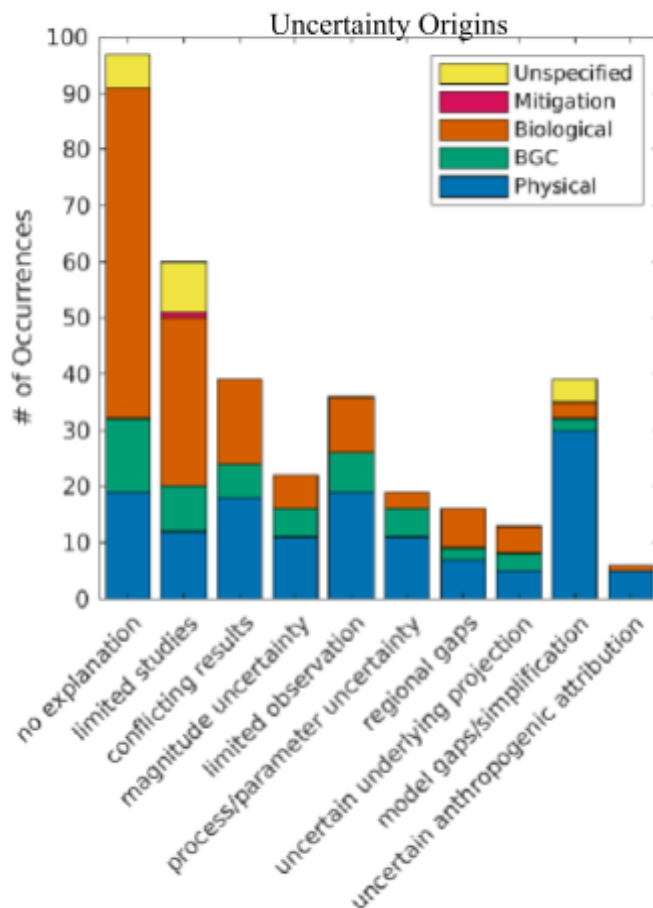


Figure 4. Origins of uncertainty associated with the deep ocean knowledge gaps identified in the IPCC AR6 survey. Colors indicate the area in which uncertainty is manifested (see Fig 2b). The total count exceeds the number of knowledge gaps identified (219) since each of these may arise from multiple causes listed on the x-axis. The number of occurrences corresponds directly to the number of knowledge gaps for the “no explanation” count only. Where “no explanation” is given, the roots of low certainty may be discernible from a broader literature review, but are not explicitly referenced in the AR6 reports surveyed.

### 6.4 Origins of Deep Ocean Uncertainty

We now inspect the origins of uncertainty for deep ocean knowledge gaps (Fig. 4) to identify key areas for priority action by the deep ocean community. Model deficiencies are the leading cited cause of low certainty in the physical ocean and ice states. In contrast, biological uncertainties in the AR6 reports are primarily attributed to limited studies, conflicting results, and limited observations. For approximately half of the knowledge gaps identified, however, the causes of uncertainty are not referenced. As such, it is not possible to make broad declarative statements on best ways to improve confidence in the deep ocean system. Instead, we investigated a few major areas of low certainty, discussing associated knowledge gaps and their origins in more detail. The report in which each knowledge gap is presented is given in parentheses below, with full details given in SI Table 1. Suggested avenues for closure of these gaps will be given in section 7.



## 6.5 A Spotlight on Major Areas of Low Confidence

### 6.5.1 Meridional Overturning Circulation

Major areas of uncertainty in the physical ocean state are related to changes in the ocean's meridional overturning circulation (MOC) in the Atlantic and Southern Oceans. The MOC is of fundamental importance for partitioning heat and climatically-important gasses between the atmosphere and ocean, creating sequestration timescales on the order of centuries to millennia (e.g., Gebbie and Huybers, 2012). The MOC thus shapes the long-term climate response to ongoing emissions and offers the potential for climate mitigation via synthetic enhancement of CO<sub>2</sub> uptake in high latitude deep water mass formation regions (e.g., Sarmiento et al., 2010; Bach et al., 2023). Transport estimates are sparse, however, and model spread is large, leading to low confidence in ongoing MOC changes and their potential reversibility (WGI & SROCC). Lack of direct observations of the Southern Ocean MOC in particular is cited as "a critical weakness in sustained observations of the global ocean" (SROCC). Numerous knowledge gaps identified in the survey surround future projections of the Southern Ocean sea ice state, watermass transformations and overturning, and sensitivity to changing wind forcing. A noteworthy AR6 conclusion regarding the Atlantic MOC (AMOC) is that confidence has decreased relative to AR5 regarding the AMOC state over the 20th century. Low agreement in reconstructed and simulated variability have increased uncertainty in the occurrence of any significant weakening trend (WGI & WGII). Large uncertainty also surrounds any causal connection between anthropogenic forcing and AMOC weakening, with the transport estimates from the AMOC arrays being too short to disentangle natural and anthropogenic external forcing, and internal variability (WGI, WGII, & SR15). Whilst ensemble predictions agree on the likelihood of future AMOC weakening, there is significant spread in the projected timing and magnitude over the coming century (WGI).

### 6.5.2 Ocean Carbon Cycle

Although the deep ocean is a major carbon reservoir and has absorbed a significant fraction of anthropogenic CO<sub>2</sub> (section 1), major observational gaps prevent rigorous quantification of temporal and spatial gradients describing deep ocean carbon change and the underlying mechanisms (SROCC), and processes linking regional flux variations to global climate (WGI). As mentioned above, data paucity in the Southern Ocean - the region dominating global CO<sub>2</sub> uptake and its decadal variability - is particularly problematic (WGI), compounded by challenges modeling local ocean circulation and sea ice distribution (SROCC & WGI). These uncertainties mean that drivers of the temporary slowdown (hiatus) of the global ocean CO<sub>2</sub> sink during the 1990s, to which the Southern Ocean makes an observable contribution, remain unresolved (WGI). Models also diverge on the net impact of intensifying and shifting westerlies and increased freshwater fluxes on the Southern Ocean overturning and CO<sub>2</sub> sink over the coming century (WGI). Additionally, many major knowledge gaps reported across the AR6 are associated with the ocean's biological carbon pump (BCP). There is a lack of agreement not only for the amplitude but also the expected sign of the BCP response to physical and biogeochemical changes underway, including ongoing anthropogenic CO<sub>2</sub> and heat uptake, changing stratification, ventilation, and nutrient supply (WGI & SROCC). BCP predictions are plagued by persistent uncertainties in regional net primary production (NPP, see below), which are propagated along all export and sequestration pathways of the BCP, from POC fluxes away from the surface to carbon burial in ocean sediments (WGI

& SROCC) and a host of ramifications for marine food webs in between. Idealized parameterizations and limited constraints in biogeochemical models lead to low certainty in the effect of rising temperature and decreasing oxygen concentrations on ecological shifts, biomass production and microbial activity, leading to low confidence in projections of biological carbon storage and biological contributions to carbon export (SROCC).

### 6.5.3 Primary Production and Food Supply

Biological systems in the deep sea are intricately linked to the surface ocean through the vertical movement of marine life (e.g., the daily vertical migration of many zooplankton and micronekton-crustaceans, cephalopods and mesopelagic fishes) as well as sinking of particulate organic matter, or “marine snow” (e.g., dead phytoplankton, feces, etc). As such, changes in primary productivity in the surface ocean can have large impacts on the food supply in the deep sea via export. Numerous gaps in the SROCC and WGII surrounded uncertain changes in primary production caused by observational gaps and a limited understanding of dominant drivers. These deficiencies prevent identification and attribution of ongoing changes in timing, distribution, composition, and net production in response to ongoing warming, changing stratification, circulation and sea ice distribution (WGI, WGII, SROCC & SR15). These gaps also lead to significant spread in regional NPP predictions over the coming century (WGII & SROCC), which has increased from AR5 to AR6, despite improved agreement in NPP changes over the historic period. There is also large uncertainty in how these changes will impact zooplankton biomass and propagate through the food web (WGII). Lastly, it is unclear how these changes will impact POC flux to the deep ocean and what effects a decreased food supply will have on deep ocean communities.

### 6.5.4 Ocean Deoxygenation & Acidification

Despite high certainty that climate change has caused large-scale ocean deoxygenation (Table 1), an important conclusion from the AR6 is the lack of sufficiently dense direct measurements of O<sub>2</sub> to monitor spatial gradients and rates of change (SROCC), understand deoxygenation as a causal forcing for the expansion of oxygen minimum zones (SR15), and track mechanisms underpinning ongoing changes in the ocean carbon cycle (SROCC). Model disagreement in simulating O<sub>2</sub> evolution over the coming century is also a key issue, resulting in significant uncertainty in anticipated regional trends, feedbacks, and impacts on natural and human systems (SROCC). Specifically, major knowledge gaps surround the evolutionary adaptation and potential vulnerability of numerous species to decreasing oxygen, including fish, sponges and corals (WGII & SROCC), and the likelihood that ocean deoxygenation may accelerate global warming via enhanced ocean bacterial production and surface emissions of nitrous oxide (N<sub>2</sub>O, a potent greenhouse gas), despite increased stratification (WGI).

Similarly, although there is high certainty that the ocean has undergone widespread acidification in recent decades that will continue over the coming century (WGI, SROCC), major knowledge gaps surround the ramifications of changing seawater chemistry for both natural and human systems (WGII, SROCC, SR15). Uncertainty begins at the air-sea interface and increases with depth due to dependence on poorly constrained ventilation changes and pathways which also show a large spread

across future projections (WGI). Following CO<sub>2</sub> uptake, there are uncertainties in the anticipated changing ionic composition of seawater (SR15) with poor constraints on past changes from sediment proxies (WGI). Although the detrimental impact of decreasing pH, carbonate ion (CO<sub>3</sub><sup>2-</sup>) and aragonite saturation state ( $\Omega_{\text{arag}}$ ) on ocean organisms forming calciferous shells and skeletons is well established, uncertainties surround the extent of dissolution of cold-water coral habitats (SROCC), expected changes in species growth rate (SROCC), and resulting reductions in POC flux and abyssal food supply. The largest pH declines are anticipated for polar oceans (SROCC) but many knowledge gaps surround expected changes in species distribution in response to degraded growth and recruitment at high latitudes (SROCC, WGII), and subsequent impacts on seafood supply (WG1, SR15).

#### 6.5.5 Climate Change Impacts on Ocean Ecosystems

A large proportion of low certainty designations in the AR6 describe unknown impacts of climate related stressors - including ocean warming, acidification, deoxygenation, and declining food supply on deep ocean ecosystems, including biodiversity, community composition and species' habitat ranges. Potential degradation of many important and biodiverse deep-sea habitats, including seamounts, cold-water coral reefs, slopes, and abyssal plains, are recognized (SROCC), along with uncertain impacts of changing gyre (WGI) and eastern boundary upwelling systems (WGII) on local ecology. Many knowledge gaps surround the vulnerability and extinction risk or evolutionary adaptability of various species, particularly those at high latitudes (WGII & SROCC) and deep-water corals (WGII & SROCC). Importantly, since temperatures are more stable in the deep ocean compared to epipelagic systems (0-200 m depth), deep-sea organisms may have narrower thermal envelopes and lower adaptive capabilities, which could be further exacerbated by their slow growth rates. Many knowledge gaps surrounding climate change impacts on ocean ecosystems result from the severe paucity of deep-ocean biological data, as illustrated by the hypothesis that most species in the deep sea are yet to be discovered. We lack present-day baseline information on biodiversity, ecosystem biomass, food web structure, and the BCP, which limits our capacity to quantify change and fully understand vulnerability and risk (SROCC). These knowledge gaps also limit our ability to reliably simulate deep sea biological processes and interactions in earth system models.

#### 6.5.6 Climate Change Impacts on Fisheries

Deep-sea commercial fisheries target a range of invertebrates and fish. Although poleward expansion and redistribution of species is anticipated in response to ocean warming, large uncertainties surround estimated habitat range shifts (WGII, SROCC, SR1.5) and impacts on food security. There is also low confidence in the extent of fishery productivity declines in low and mid-latitudes where warming and/or increased stratification will decrease primary production. The additive responses of fisheries and climate-related stressors (warming, acidification, and deoxygenation) on fish distributions and biomass emerge as low confidence in WGII. Similarly, the SROCC documents projected changes to deep-sea environments within the jurisdictions of various Regional Fisheries Management Organizations, but there is limited information about impacts on fish biomass or catch. Additionally, there is uncertainty in the magnitude of change in fish size and biomass in the deep

scattering layer with increased warming and changes in POC flux to the deep ocean, which fuels deep food webs, impacting animal body size and overall fisheries catch.

#### 6.5.7 Ocean-based Climate Interventions

Several reports within AR6 (SR15, WGIII, SYR) state that active CDR will be required alongside decarbonization to limit global warming to within the Paris Agreement's targets and mitigate the worst intergenerational impacts of climate change. Due to the large reservoir capacities and long residence timescales of the deep ocean, attention is being turned to mCDR, including both biotic (e.g., macroalgae cultivation and sinking, ocean iron fertilization, artificial upwelling, and crop and wood waste disposal) and abiotic (e.g., ocean alkalinity enhancement, electrochemical mCDR) approaches. These methodologies are now under intense investigation fuelled by industrial, philanthropic and government interest. Their discussion in AR6 is largely restricted to the knowledge gaps section of WGIII and SR15. Here it is highlighted that mCDR has not been comprehensively analyzed in integrated assessment approaches or accounting for interactions (synergies and trade-offs) between different mCDR methods employed together. Critically, the deep sea is the carbon repository for most mCDR technologies. However, impacts on deep-ocean environments, processes and ecosystems have yet to be assessed. The AR6 also acknowledges that mCDR technologies are neither ready to be deployed at scale nor regulated in the absence of the necessary frameworks (SR15).

## 7 RECOMMENDATIONS FOR FUTURE RESEARCH

In section 6.5 we highlighted 7 major areas of deep ocean uncertainty. Below we offer actionable recommendations for tackling uncertainty in each area.

### 7.0.1 Meridional overturning circulation

Key recommendations for improving observation-based estimates of MOC include addressing uncertainties in existing measurements at the AMOC arrays (e.g., transport calculation errors and instrument drifts; Frajka-Williams et al., 2018, Danabasoglu et al., 2021), and better integrating these data with independent observing networks (e.g., Biogeochemical(BGC)-Argo, Deep Argo, SWOT) and the physical and biogeochemical quantities they monitor (e.g., heat, carbon, oxygen, nutrients). Developing sustainable, long term monitoring strategies is an important goal that demands tighter collaboration between observing, modeling, and data assimilation communities to conduct extensive observing system design experiments (Brown et al., 2024). Common frameworks for model-data comparisons are essential for this task and can be obtained via data assimilation (e.g., Nguyen et al., 2021), detailed metric evaluation (e.g., Danabasoglu et al., 2021) and model intercomparison projects (MIPs). Past MIPs have isolated the impacts of atmospheric forcing (Danabasoglu et al., 2014, 2016) and model resolution choices (Roberts et al., 2020) and new MIPs have been proposed to determine best representation of overflows and expose differences in Lagrangian pathways (Jackson et al., 2023). We emphasize that the latter would allow for better appreciation of the zonal asymmetries (Tamsitt et al., 2017; Gruber et al., 2019) and distinct dynamical regimes masked within the 2D overturning metric (Yung et al. 2022; Youngs and Flierl, 2023), which is essential for understanding ocean variability and its climate impacts (Wunsch and Heimbach, 2012). Detailed intercomparison of water mass transformation budgets would further elucidate bias origins and help pinpoint where additional

observational constraints or process studies are required (Drake et al., in review). Without these investments, common model deficiencies, including excessive deep convection in the Subpolar North Atlantic, excessive mixing in the overflows, a spuriously shallow depth of maximum overturning and weak northward heat transport in the Atlantic (Weijer et al., 2020; Roberts et al., 2020) will persist through AR7. We advocate for coordinated effort between model developers, observational oceanographers, theoreticians and process experts to improve model representation of high latitude water mass transformations and follow Jackson et al. (2023) in highlighting that US CLIVAR's Climate Process Team (Subramanian et al., 2016) would offer an effective mechanism to organize across multiple modeling teams and research agencies to accelerate progress in this area.

### 7.0.2 Ocean Carbon Cycle

Constraining the global ocean carbon sink is a societal and environmental challenge, integrating physical changes in ocean circulation, sea ice, and air-sea exchange, as well as biogeochemical and biological dynamics of intertwined carbon, macronutrient, and micronutrient cycles. These drivers feed into carbon cycle variability and trends in primary production, export fluxes, and remineralization, ultimately determining the sequestration of carbon in the deep ocean and exchange of CO<sub>2</sub> with the atmosphere. Discrepancies of up to 30% currently exist between globally-integrated ocean carbon sink estimates derived from air-sea CO<sub>2</sub> flux products based on surface-ocean pCO<sub>2</sub> observations, accumulation of carbon in the ocean's interior based on dissolved inorganic carbon (DIC) observations, and ocean biogeochemistry models (Friedlingstein et al., 2023). Complexity of carbon cycle models has increased significantly, along with the number of free parameters, thus limited observations and conflicting results put future progress in constraining the ocean carbon variability and novel parameterization development on an unsteady scientific footing. Biogeochemical and ecosystem state estimates (e.g. Carroll et al 2020, 2022) show promise in closing the carbon budget "gap", within the constraints (and assumptions) of a particular model framework, but it is yet to be seen whether climate-driven trends in the ocean carbon sink may be captured for the "right" reasons.

Specific areas that need further research cover the breadth of the ocean carbon cycle. An essential goal is to achieve a comprehensive understanding of the variability, trends, and drivers of the atmosphere-ocean flux of CO<sub>2</sub> and improve representation of air-sea gas exchange in models. Current (CMIP6) models are limited in parameterizing gas transfer velocity as a function of 10 m wind speed (Orr et al., 2017), therefore omitting the effects of surface roughness and bubble-mediated transfer (e.g. Woolf, 2005, Fangohr & Woolf, 2007, Dieke & Melville, 2018, Reichl & Dieke, 2020). These processes can alter CO<sub>2</sub> fluxes by 20-30%, particularly in stormy regions and locations with tight coupling between the surface and deep ocean such as the North Atlantic, North Pacific and the Southern Ocean. Future work should address these omissions and also further interrogate how sea ice variations impact air-sea carbon fluxes through opposing effects of capping and light attenuation (e.g. Gupta et al., 2020).

There is an urgent need for large-scale, frequently-repeating observations of ocean carbon, for which BGC-Argo floats equipped with pH sensors are ideally suited (Addey, 2022). An expanded BGC-Argo

array has the potential to provide complete seasonal and annual cycles of pCO<sub>2</sub> derived from pH throughout the upper 2 km of the global ocean (Williams et al., 2017). These data would be complemented by leveraging Saildrones and other uncrewed surface vehicles to collect observations at the atmosphere-ocean interface (e.g. Nickford et al., 2022) and by augmenting existing moored arrays (e.g., OSNAP/RAPID) with BGC sensors to better understand how changes in large-scale overturning regulate air-sea carbon exchange and sequestration (Atamanchuk et al., 2021). Development of robust algorithms and/or platforms for sampling under sea ice should also be pursued. Following the suggestion that observed variations in the Southern Ocean carbon sink can be attributed to sampling heterogeneity (Gloege et al., 2024), we emphasize the importance of increasing funding and expanding research capacity in the Global South to address data paucity in this region of strong carbon uptake.

The gravitational, mixed-layer, eddy subduction, seasonal lipid and migrant (or active) pumps contributing to the total BCP (Boyd et al., 2019) are all characterized by significant uncertainty. The gravitational pump - associated with particle production and sinking - dominates the total vertical carbon flux, with an amplitude estimated to be equal to that of the remaining pumps combined (Boyd et al., 2019). Many studies have attempted to address uncertainty in various aspects of this pump (particle export, sinking, and remineralization) through scrutiny of relatively simple mathematical functions (e.g., the “Martin Curve” power law; Martin et al., 1987, Henson et al. 2012, Gloege et al., 2017, Wilson et al., 2019, Lauderdale & Cael, 2021) or use more sophisticated models to account for additional (but incompletely constrained) processes that shape “marine snow”, including density and ballast effects, aggregation/disaggregation, lability, and bacterial degradation rates. Additional observations from sediment traps would provide valuable insight into dominant carbon exporters. These observations would be complemented by leveraging novel technologies and autonomous platforms that combine different sensors (e.g., active acoustics, optics, eDNA, etc.) to enable better characterization of sinking particle processes.

Following the gravitational pump, the migrant pump is estimated to drive the second largest carbon export rates and is important for penetrating deeper below the surface to contribute to long term sequestration (Boyd et al., 2019). This pump is driven by the diurnal vertical migration of zooplankton and micronekton (Saba et al. 2021; Longhurst et al. 1990; Archibald et al. 2019) and is poorly represented in climate models (e.g., Orr et al. 2017; Usbeck et al. 2003). The contribution of specific migratory groups (e.g., mesopelagic fishes, squids, crustaceans, and jellyfish) to the movement of carbon is poorly constrained due to large uncertainties in life history, bioenergetics, biomasses, community compositions, and migration dynamics and controls (Caiger et al. 2021; Saba et al. 2021; Kaardtvedt et al. 2012; Irigoien et al. 2014; Proud et al. 2019; Klevjer et al. 2016; McMonagle et al. 2023). Filling these gaps requires a combination of novel technology (e.g., acoustics (either from shipboard ADCP or AUVs), eDNA), video imagery data (which could be coupled with AI), and net sampling, as each approach can bias against specific faunal groups. Better estimating the contribution of mesopelagic fishes is a key target for future research, since their large biomass (1-16 billion metric tons; Kaardtvedt et al. 2012; Irigoien et al. 2014; Proud et al. 2019) suggests they likely make the dominant contribution to the migrant pump (15% to 40% of the total carbon flux; Davison et al. 2013; Cavan et al. 2019; McMonagle et al. 2023). The eddy subduction pump (Omand et al. 2015, Freilich et

al. 2024) is also associated with a strong and efficient carbon export to the mid-depth ocean (Boyd et al. 2019). Coincident observations of both biology and physics at high spatial and temporal resolution are required to capture the small-scale episodic nature of this flux. Strategic deployment of additional BGC-Argo floats (e.g. in undersampled regions of high eddy kinetic energy, Llorca et al. 2018) will be critical to reduce uncertainties in the eddy subduction pump and estimate its importance on the global scale.

### 7.0.3 Ocean Deoxygenation and Acidification

Although previous work has investigated effective sampling of temperature using a Deep Argo Array (Johnson et al., 2015) and shown the value of these acquisitions in data assimilating systems (Gasparin et al., 2020), a sampling protocol for deep oxygen on Deep Argo floats has yet to undergo rigorous design. Key questions to answer include determining suitable parking depths to assign for monitoring changing water mass characteristics (Racape et al., 2019) whilst minimizing drift outside of deep ocean regions (Zilberman et al., 2020), suitable 4000-meter and 6000-meter capable float populations, and necessary profile density for monitoring key space-time variability. Consideration of oxygen as a 10<sup>th</sup> planetary boundary (Rose et al., in press) and development of a global ocean oxygen database and atlas (GO2-DAT, Gregoire et al., 2021) emphasize the critical need for global deep ocean oxygen data. Similarly, several studies have explored the value of upper ocean pH measurements for constraining regional air-sea CO<sub>2</sub> fluxes (Lenton et al., 2006; Majkut et al., 2014) but suitable network characteristics for monitoring global acidification variability and the effects of a changing carbonate saturation state remain unexplored.

BGC-Argo floats are equipped with sensors for the direct measurement of pH and O<sub>2</sub> from 0-2000 m, providing an unprecedented opportunity to revolutionize our understanding of ocean deoxygenation, carbon uptake and acidification (Roemmich et al., 2019). We recommend extensive collaboration between observing and modeling groups to inform their global expansion. Recommended approaches include assessments of decorrelation length scales, Observing System [Simulation] Experiments, and identification of distinct biogeochemical provinces (Sayre et al., 2017) to determine suitable distribution of assets (see Biogeochemical-Argo Planning Group, 2016, and references therein). To avoid shortcomings inherent in using limited observational data sets or any single imperfect model in isolation, we recommend a diversified approach to offer robust guidance on the design of fit-for-purpose global deoxygenation and acidification observing systems that remain effective with ongoing change, and demonstrate the value of these investments to funding agencies. Integrating these observations with those from fixed networks (e.g., cabled observatories, benthic landers) collecting biological data will be important for connecting ecosystem changes to large-scale environmental variability. These observations will improve our understanding of the metabolic costs and benefits of inhabiting an increasingly acidic (e.g., Figuerola et al., 2021) and deoxygenated (e.g. Zakem et al., 2019; 2021) ocean, and reduce uncertainty in future production of potent greenhouse gases (e.g., N<sub>2</sub>O).

#### 7.0.4 Climate change impacts on primary production, food supply, ocean ecosystems and fisheries

There are intricate links between the many biological components of the deep ocean and the sea surface. While primary production occurs in the euphotic zone, it fuels most oceanic food webs. A better understanding of regional changes in primary production is therefore critical to predicting changes in animal abundance and biomass and carbon uptake via the BCP. Examining climate change impacts on deep ocean biology first requires baseline data. Several initiatives are currently working towards obtaining this, including Seabed2030 (Mayer et al., 2018), Challenger 150 (Howell et al., 2020), and the Ocean Census (Rogers et al., 2023). Seabed2030 aims to map the entirety of the ocean floor to high resolution (minimum grid cell size 800 x 800 m below 5750 m depth increasing to 100 x 100 m above 1500 m depth) within this decade and will provide detailed maps of benthic habitats. Challenger150 and the Ocean Census are initiatives aiming to expand deep-sea biological data, create best practices for collecting and reporting biodiversity data, build capacity for deep-sea research, and accelerate the discovery of ocean life.

Whilst long-term biological sampling programs exist for epipelagic systems in few regions of the world's ocean (e.g., California Cooperative Oceanic Fisheries Investigations; Continuous Plankton Recorder Survey in Plymouth, UK; Bermuda Atlantic Time Series in the Sargasso Sea), long-term deep ocean time series are very limited worldwide (Larkin et al. 2010). Support for programs monitoring deep ocean biodiversity and ecosystems has grown over time. Some of these programs (e.g., Station M in the northeast Pacific or Porcupine Abyssal Plain Sustained Observatory in the northeast Atlantic) provide invaluable insights into connections between the surface and the deep sea (Hartman et al. 2021; Smith et al. 2020, Messie et al. 2023) furthering our understanding of carbon cycling and the response of deep ocean biology and ecosystems to climate stressors. Maintaining and expanding these networks are critical efforts that will be aided by leveraging recent advances in low-cost deep technology. Resilient video platforms comprising off-the-shelf products (Dominguez-Carrió et al. 2021) and emerging eDNA-based approaches (Thomsen and Willerslev 2015; Yang et al., 2024) are notable examples of new technologies enabling accurate large-scale surveys of deep ocean biodiversity and new species discovery.

There is large uncertainty in estimates of deep-sea biomass and projected changes under different climate scenarios. For deep-sea benthos, additional work from marine ecology scientists is needed to minimize bias and enhance precision of estimating biomass from marine imagery (Durden et al. 2016; Benoist et al. 2019) and further collaborative work with computer vision scientists to automate annotation techniques (Borremans et al. 2024). Such shortfalls, together with lack of fundamental ecological knowledge of deep-sea benthic fauna, are limiting the predictive power of models forecasting reductions in seafloor biomass in response to climate change-induced reductions of POC fluxes to the deep (Jones et al. 2014; Yool et al. 2017). Uncertainty also has important implications for fisheries. Some studies have suggested that mesopelagic biomass is large and will increase with warming (Proud et al. 2017), which has attracted more commercial interest in mesopelagic fisheries (Fjeld et al. 2023), while others have suggested a decrease with warming (Ariza et al., 2022). Future studies that quantify mesopelagic biomass and the varied migration patterns of mesopelagic organisms are needed to inform the management of current and potential future fisheries resources.



Conversely, fishing in the deep sea has historically led to rapid and sustained declines in species abundance (Clark et al., 2016) and potential uptake in mining activities may lead to decade-long disturbances to communities and their composition (Gollner et al. 2017, Drazen et al. 2020). Improved modeling of impending economic activities in relation to changing ocean conditions, species redistributions, and life histories is also needed to facilitate predictions for deep-sea fish, habitats, and fisheries (FAO 2018, Levin et al. 2020). For example, improved understanding is needed of how hypoxia, warming and acidification affect fisheries resources, via avoidance, shoaling, deepening or competitive advantage via tolerance. This also has implications for the carbon cycle (Lutz et al., 2018, Saba et al. 2021).

#### 7.0.5 Ocean-based climate interventions

There is an essential and urgent need to expand and improve an unbiased knowledge base around mCDR to evaluate both positive and negative potential outcomes over different spatial and temporal scales, develop monitoring strategies, quantify uncertainties, and inform deployment decisions and policy (Levin et al. 2023). Since the deep ocean is characterized by low energy supply, typically cold and stable conditions, and organisms with narrow thermal envelopes, slow growth rates and lower adaptive capabilities, OBCI impacts on the deep ocean demand targeted investigation (Levin et al. 2023). AR7 planning includes an Expert Meeting and Methodology Report on CDR technologies and carbon capture utilization and storage. We recommend that including deep-ocean processes, altered functions, unintended consequences, and feedbacks of mCDR in this report will be critical. Potential deep ocean impacts of different OBCI strategies are detailed in Levin et al. 2023, offering valuable guidance on specific questions to address. In addition, closing all other gaps outlined above will significantly advance our ability to evaluate mCDR efficacy, assess additionality, and determine desirability. A recent National Academies report (NASEM, 2022) offered a first-order attempt at prioritizing various technologies for research based on factors including estimated efficacy, durability, scalability, environmental risk, and monitoring potential. These findings encourage that the research community's efforts around mCDR should be focused on exploring the efficacy and impacts of iron fertilization, seaweed cultivation, and ocean alkalinity enhancement.

## 8 RECOMMENDATIONS FOR FUTURE REPORTING

The knowledge gaps presented here demonstrate that low confidence surrounds numerous acutely important and policy relevant issues in the deep sea. With the current IPCC reporting protocol, however, these issues are shielded from policy makers and public view as the high-level summaries that attract the attention of both policy makers and the media focus largely on high certainty claims (Fig. 1). This focus reflects the established reporting culture among IPCC authors, with many viewing the primary purpose of IPCC assessments as the communication of robust, high certainty findings (Janzwood, 2020). Levin (2021) has called attention to the potential pitfalls of this culture, particularly for the deep ocean, noting the IPCC's failure to highlight vulnerability and risk in areas where research is largely absent and proposing inverse assessment reports to summarize low certainty issues of potentially high impact. We reiterate that this would expose where policy cannot be supported by an adequate evidence base and provide valuable direction for researchers and funding agencies. We

recognize, however, that this is a challenging proposal to implement given the requirement for all SPMs to undergo line-by-line approval by all participating governments.

This complicating factor was noted by Janzwood (2020) during interviews with IPCC authors. These interviews also revealed that many groups assigned uncertainty language only during the final stage of the writing process. In light of this finding, we recommend that author guidelines are updated to encourage consideration of knowledge gaps throughout the writing process and to focus on areas of potentially high impact uncertainty. Whilst recognizing that authors are subject to strict word count limits, we stress that these areas merit attention and so also encourage the mandatory inclusion of a dedicated knowledge gaps section or appendix for every IPCC chapter. These recommendations do not require significant changes to the current reporting system and could be implemented for the IPCC's 7th Assessment Report (AR7) that is currently underway (completion due 2029). These recommendations are also relevant for other international and intergovernmental assessments employing qualitative confidence frameworks, such as the Intergovernmental Science-Policy Platform on Biodiversity and Ecosystem Services (IPBES, 2019), and the UN General Assembly's World Ocean Assessment III, to avoid undervaluing emerging ocean themes and issues of great potential importance that have yet to be investigated in detail. Since the deep ocean was implicitly implicated in many of the knowledge gaps identified in this study, we also encourage that explicitly referring to the deep ocean in future reporting would help to make this important environment more visible.

Finally, it is important to emphasize that the IPCC reports are largely shaped by author training, disciplinary background, organizational affiliation, and geographical location and expertise. These factors result in a framing that continues to predominantly reflect the perspective of natural science scholars from the Global North (Tandon 2023), a perspective that is further refined by additional inequities within this cohort (de Vos et al. 2023). Greater investment to promote diversity, equity and inclusivity in the deep ocean space (de Vos et al. 2023), and engage social science experts (beyond economists, Maxwell et al., 2022), scholars from the Global South, and indigenous knowledge holders (Carmona et al., 2023) in the co-production of IPCC reports will be essential for the next assessment cycle. This will ensure a more balanced and comprehensive assessment of how communities are experiencing and responding to climate change, and thus support the development of improved adaptation strategies and increased resilience.

## 9 STUDY LIMITATIONS

The IPCC AR6 was chosen as the foundation of this study since it offers the most recent and extensive summary of peer reviewed literature from across the global research community addressing all aspects of climate change. It also allowed for objective identification of major knowledge gaps across all six reviewed reports via the IPCC formal certainty language framework and the inclusion of dedicated knowledge gaps sections. We note, however, that the latter were not mandatory for IPCC authors and are present for less than half of the AR6 chapters reviewed. Although the IPCC's formal language framework is designed to allow consistent communication of certainty across topics and research methodologies, inconsistent use has been reported within

earlier IPCC assessment cycles (Adler and Hirsch Hadom, 2014; Mach et al., 2017) and differing author group preferences are also detectable, albeit to a lesser extent, in AR6 (see Fig. S2 and also Janzwood, 2020), which may have led to omissions from our survey. Furthermore, we acknowledge that whilst our choice to focus on *confidence* designations helped avoid ambiguities and retain some degree of objectivity in deciding which knowledge gaps are major (section 5), this choice may have led to omission of knowledge gaps expressed with *low agreement/limited evidence* or *very low/low likelihood*.

Our decision to enroll two reviewers per chapter aimed to ensure the correct identification and categorization of all deep ocean related knowledge gaps. Accidental omissions may, however, still have occurred. This is most likely where low certainty is referenced in the legend of a figure and may not have been detectable in the scan for the *low confidence* string. Similarly, subjective evaluation was required to determine which major knowledge gaps were deep sea relevant (in the absence of an explicit reference) and different individual perspectives may have led to further omissions. Acknowledging couplings and nonlinearities in the climate system and allowing for sufficiently long timescales, many omitted issues - notably those involving terrestrial and ice sheet processes - are arguably relevant to the deep sea. Our rationale was to retain knowledge gaps with direct implications for future deep ocean observing and modeling efforts.

We acknowledge that the deep ocean is defined differently within the research community, and some may dispute the 200 m depth delineation used here. It is common to find discussions of the deep ocean referencing depths greater than 1000 m (e.g., Hoegh-Guldberg et al., 2014) or 2000 m (e.g., Smith et al., 2009). Differing choices may reflect discipline or specific research topic/region norms (e.g., the depth at which the southward deep limb of the AMOC is found), and limits of particular observational capabilities (e.g., the maximum depth of BGC and Core Argo arrays). Our choice is adopted from the SROCC (IPCC, 2019) and has relevance from physical, biogeochemical and biological perspectives. This definition is also adopted by the Deep Ocean Observing Strategy (DOOS, Smith et al., 2023), Deep-Ocean Stewardship Initiative (DOSI, 2018), and Ocean Discovery League (Bell et al., 2022). These global scientific networks have demonstrated that consistent use of this nomenclature aids discussion of observational assets and coordination of research activities essential for tracking capacity development and accelerating generation and use of deep ocean data during the United Nations (UN) Ocean Decade (e.g., Amon et al., 2022b; Bell et al., 2022, 2023).

Finally, we highlight that Indigenous knowledge and local knowledge that has not been disseminated through peer reviewed literature is largely missing from the reports (Carmona et al., 2022) and as a result is not represented in our survey. Similarly, we recognize the particularly striking absence of social science knowledge gaps (e.g., technological advances, policy making, public perception of the deep sea) from our results, which we attribute to this field being largely overlooked by the reports. We also emphasize that the 219 knowledge gaps identified in our study - and the 7 major areas of deep ocean uncertainty highlighted in section 6.5 - represent only the "known unknowns". There may be more critical deep ocean risks and vulnerabilities we have yet to discover.

## 10 SUMMARY

The deep-sea is a critically important and under-explored component of the Earth system, currently undergoing substantial changes in response to anthropogenic greenhouse gas emissions and exposed to emerging stresses from expanding oil and gas extraction, trawling, and potential deep-sea mining activities and ocean-based climate interventions. In recognition of this, the UN has declared 2021-2030 the UN Decade of Ocean Science for Sustainable Development. Ten major challenges have been selected for focusing Decade actions, many of which are pertinent to this study, including expanding ocean observing, exploring ocean-based solutions to climate change, and protecting biodiversity. The survey of the IPCC AR6 literature presented in this study offers direction for approaching these challenges by identifying major deep ocean knowledge gaps that must be addressed to support science-based decision making around climate change. Many of the major knowledge gaps identified surround interactions of multiple physical, biogeochemical and biological stressors, culminating in potentially major impacts on deep ocean ecosystems (and their services) and the ongoing regulatory capacity of the deep ocean in the Earth's climate system. This highlights the urgent need for a new era of extensive collaboration in an increasingly diverse, equitable and inclusive ocean space, to exchange information and tools across research disciplines, co-design and implement an effective deep ocean observing system, and develop skillful numerical models for trustworthy predictions informing mitigation and management efforts.

## CONFLICT OF INTEREST STATEMENT

The authors declare that the research was conducted in the absence of any commercial or financial relationships that could be construed as a potential conflict of interest.

## FUNDING

HP, EH, LC, LL, LS and PH were funded by the NSF AccelNet program, Award #2114717 and its associated subcontracts including subaward #308056-0001. HP received additional funding with DT from NSF Award #2242743. DT was supported by the Cooperative Institute for Climate, Ocean, & Ecosystem Studies (CISESS) at the University of Maryland/ESSIC. DJ was funded through the UK Natural Environment Research Council Climate Linked Atlantic Sector Science project (NERC reference NE/R015953/1). JML was supported by NASA Carbon Cycle Sciences Award #80NSSC22K0153. MJH was supported by a grant from OceanX - Dalio Philanthropies (award ID 22-08846). NDG was supported by a grant from the Research Council of Norway (HypOnFjordFish project number: 301077). SJ was self-funded. SA was supported by CONAHCYT (CVU: 698614)

## ACKNOWLEDGMENTS

We thank all IPCC expert author groups for volunteering their time and expertise to produce the AR6 reports used in this study. We are grateful to the DOOS and DOSI communities for helpful feedback over the course of this study.

## SUPPLEMENTAL DATA

The Supplementary material for this article can be found online. SI Table 1 is at: <https://docs.google.com/spreadsheets/d/17aCaYkSzp3-RlBg5NDVaVGnyxaOxNsMAVy3IEyGbgNs/edit?usp=sharing>. Extra discussion and figures describing the IPCC certainty language framework are at: [W IPCC\\_Climate\\_Gaps-Supplementary-Material.docx](#)

## DATA AVAILABILITY STATEMENT

All knowledge gaps compiled during this study are tabulated in the Supplementary Information. All IPCC reports surveyed are available for download on the official IPCC AR6 webpage at <https://www.ipcc.ch/assessment-report/ar6/>.

## REFERENCES

- Addey, C.I. Using Biogeochemical Argo floats to understand ocean carbon and oxygen dynamics. *Nat Rev Earth Environ* 3, 739 (2022). <https://doi.org/10.1038/s43017-022-00341-5>
- Adler, C. and Hirsch Hadom, G. (2014). The IPCC and treatment of uncertainties: topics and sources of dissensus. *Wiley Interdiscip Rev Clim Chang* 5, 663–676. doi:<https://doi.org/10.1002/wcc.297>
- Amon, D., Gollner, S., Morato, T., Smith, C., Chen, C., Christiansen, S., et al. (2022a). Assessment of scientific gaps related to the effective environmental management of deep-seabed mining. *Marine Policy* 138, 105006. doi:<https://doi.org/10.1016/j.marpol.2022.105006>
- Amon, D., Rotjan, R. D., Kennedy, B. R. C., Alleng, G., Anta, R., Aram, E., et al. (2022b). My deep sea, my backyard: a pilot study to build capacity for global deep-ocean exploration and research. *Phil. Trans. 592 R. Soc.* 377, 20210121
- Ariza, A., Lengaigne, M., Menkes, C. et al. Global decline of pelagic fauna in a warmer ocean. *Nat. Clim. Chang.* 12, 928–934 (2022). <https://doi.org/10.1038/s41558-022-01479-2>
- Archibald, K., Siegel, D. A., & Doney, S. C. (2019). Modeling the impact of zooplankton diel vertical migration on the carbon export flux of the biological pump. *Global Biogeochemical Cycles*, 33, 181–199. <https://doi.org/10.1029/2018GB005983>
- Atamanchuk, D., J. Palter, H. Palevsky, I. Le Bras, J. Koelling, and D. Nicholson. (2021). Linking oxygen and carbon uptake with the meridional overturning circulation using a transport mooring array. P. 9 in *Frontiers in Ocean Observing: Documenting Ecosystems, Understanding Environmental Changes, Forecasting Hazards*. E.S. Kappel, S.K. Juniper, S. Seeyave, E. Smith, and M. Visbeck, eds, A Supplement to *Oceanography* 34(4), <https://doi.org/10.5670/oceanog.2021.supplement.02-03>.
- Bach, L. T., Tamsitt, V., Baldry, K., McGee, J., Laurenceau-Cornec, E. C., Strzepek, R. F., et al.

- (2023). Identifying the Most (Cost-)Efficient Regions for CO<sub>2</sub> Removal With Iron Fertilization in the Southern Ocean. *Global Biogeochemical Cycles* 37, e2023GB007754. doi:<https://doi.org/10.1029/2023GB007754>
- Baross, J. and Hoffman, S. (1985). Submarine hydrothermal vents and associated gradient environments 598 as sites for the origin and evolution of life. *Origins Life Evol Biosphere* 15, 327–345. doi:<https://doi.org/10.1007/BF01808177>
- Bell, K., Quinzin, M. C., Amon, D., Poulton, S., Hope, A., Sarti, O., et al. (2023). Exposing inequities in 601 deep-sea exploration and research: results of the 2022 global deep-sea capacity assessment. *Frontiers in Marine Science* 10. doi:10.3389/fmars.2023.1217227
- Bell, K. L. C., Chow, J. S., Hope, A., Quinzin, M. C., Cantner, K. A., Amon, D. J., et al. (2022). Low-cost, deep-sea imaging and analysis tools for deep-sea exploration: A collaborative design study. *Frontiers in Marine Science* 9. doi:10.3389/fmars.2022.873700
- Benoist, N.M., Bett, B.J., Morris, K.J. and Ruhl, H.A., 2019. A generalised volumetric method to estimate the biomass of photographically surveyed benthic megafauna. *Progress in oceanography*, 178, p.102188.
- Bindoff, N., Cheung, W., Kairo, J., Arístegui, J., Guinder, V., Hallberg, R., et al. (2019). Changing ocean, marine ecosystems, and dependent communities. In *IPCC Special Report on the Ocean and Cryosphere in a Changing Climate*, eds. H.-O. Portner, D. Roberts, V. Masson-Delmotte, P. Zhai, M. Tignor, E. Poloczanska, K. Mintenbeck, A. Alegría, M. Nicolai, A. Okem, J. Petzold, B. Rama, and N. Weyer (Cambridge University Press), chap. 5. doi:10.1017/9781009157926.003
- Biogeochemical-Argo Planning Group (2016). The scientific rationale, design and implementation plan for a Biogeochemical-Argo float array doi:<https://doi.org/10.13155/46601>
- Borremans, C., Durden, J., Schoening, T., Curtis, E., Adams, L., Albu, A.B., Arnaubec, A., Ayata, S.D., Baburaj, R., Bassin, C. and Beck, M., 2024. Report on the Marine Imaging Workshop 2022. Research Ideas and Outcomes, 10, p.e119782.
- Boyd, P.W., Claustre, H., Levy, M. et al. Multi-faceted particle pumps drive carbon sequestration in the ocean. *Nature* 568, 327–335 (2019). <https://doi.org/10.1038/s41586-019-1098-2>
- Brown, P., Chassignet, E., Danabasoglu, G., de Young, B., Frajka-Williams, E., Foukal, N. and Pillar, H. (2024). Workshop report: Meeting AMOC Observation Needs in a Changing Climate, US CLIVAR. Available at: <https://www.clivar.org>
- Campanya-Llovet, N., Snelgrove, P., and Parrish, C. (2017). Rethinking the importance of food quality in marine benthic food webs. *Progress in Oceanography* 156, 240–251

Carmona, R., Reed, G., Thorsell, S. *et al.* Analysing engagement with Indigenous Peoples in the Intergovernmental Panel on Climate Change's Sixth Assessment Report. *npj Clim. Action* 2, 29 (2023). <https://doi.org/10.1038/s44168-023-00048-3>

Carroll, D., Menemenlis, D., Adkins, J. F., Bowman, K. W., Brix, H., & Dutkiewicz, S., et al. (2020). The ECCO-Darwin data-assimilative global ocean biogeochemistry model: Estimates of seasonal to multidecadal surface ocean  $p\text{CO}_2$  and air-sea  $\text{CO}_2$  flux. *Journal of Advances in Modeling Earth Systems*, 12, e2019MS001888. <https://doi-org.ezproxy.lib.utexas.edu/10.1029/2019MS001888>

Carroll, D., Menemenlis, D., Dutkiewicz, S., Lauderdale, J. M., Adkins, J. F., Bowman, K. W., et al. (2022). Attribution of space-time variability in global-ocean dissolved inorganic carbon. *Global Biogeochemical Cycles*, 36, e2021GB007162. <https://doi-org.ezproxy.lib.utexas.edu/10.1029/2021GB007162>

Cavan, E.L. , Laurenceau-Cornec, E.C., Bressac, M. and Boyd, P.W., (2019). Exploring the ecology of the mesopelagic biological pump, *Progress in Oceanography*, 176, 102125, <https://doi.org/10.1016/j.pocean.2019.102125>.

Clark, M.R., Althaus, F., Schlacher, T.A., Williams, A., Bowden, D.A., Rowden, A.A., 2016. The impacts of deep-sea fisheries on benthic communities: a review. *ICES Journal of Marine Science* 73, i51–i69. <https://doi.org/10.1093/icesjms/fsv123>

Crisp, D., Dolman, H., Tanhua, T., McKinley, G. A., Hauck, J., Bastos, A., et al. (2022). How well do we understand the land-ocean-atmosphere carbon cycle? *Reviews of Geophysics*, 60(2), e2021RG000736. <https://doi.org/10.1029/2021RG000736>

Danabasoglu, G., Castruccio, F. S., Small, R. J., Tomas, R., Frajka-Williams, E., and Lankhorst, M. (2021). Revisiting AMOC transport estimates from observations and models. *Geophys. Res. Lett.* 48. doi:<https://doi.org/10.1029/2021GL093045>

Danabasoglu, G., Yeager, S. G., Bailey, D., Behrens, E., Bentsen, M., Bi, D., et al. (2014). North Atlantic simulations in Coordinated Ocean-ice Reference Experiments phase II (CORE-II). Part I: Mean states. *Ocean Modeling* 73, 76–107. doi:10.1016/j.ocemod.2013.10.005

Danabasoglu, G., Yeager, S. G., Kim, W. M., Behrens, E., Bentsen, M., Bi, D., et al. (2016). North Atlantic Simulations in Coordinated Ocean-ice Reference Experiments phase II (CORE-II). Part II: Inter-annual to decadal variability. *Ocean Modeling* 96, 65–90. doi:10.1016/j.ocemod.2015.11.007  
[Dataset] DOSI (2018). Deep-sea fundamentals. Available at [https://www.dosi-project.org/resources/dosi625\\_policy-briefs/](https://www.dosi-project.org/resources/dosi625_policy-briefs/)

de Vos, A., Cambronero-Solano, S., Mangubhai, S., Nefdt, L., Woodall, L.C., and Stefanoudis, P.V., (2023). Towards equity and justice in ocean sciences. *npj Ocean Sustain* 2, 25. <https://doi.org/10.1038/s44183-023-00028-4>

Deike, L., & Melville, W. K. (2018). Gas transfer by breaking waves, *Geophysical Research Letters*, 45, 10,482–10,492. <https://doi.org/10.1029/2018GL078758>

Drake, H. F., Rivest, R. L., Edelman, A., Deutch, J. (2021). A simple model for assessing climate control trade-offs and responding to unanticipated climate outcomes. *Environmental Research Letters* 16, 104012. doi: 10.1088/1748-9326/ac243e

Drake, H. F., Bailey, S., Dussin, R., Griffies, S. M., Krasting, J. P., MacGilchrist, G. A., Stanley, G. J., Tesdal, J. -E., and Zika, J. D. (in review). Water Mass Transformation Budgets in Finite-Volume Generalized Vertical Coordinate Ocean Models. *Journal of Advances in Modeling Earth Systems*.

Drazen, J.C., Smith, C.R., Gjerde, K.M., Haddock, S.H.D., Carter, G.S., Choy, C.A., Clark, M.R., Dutrieux, P., Goetze, E., Hauton, C., Hatta, M., Koslow, J.A., Leitner, A.B., Pacini, A., Perelman, J.N., Peacock, T., Sutton, T.T., Watling, L., Yamamoto, H., 2020. Opinion: Midwater ecosystems must be considered when evaluating environmental risks of deep-sea mining. *PNAS* 117, 17455–17460. <https://doi.org/10.1073/pnas.2011914117>

Durden, J.M., Bett, B.J., Horton, T., Serpell-Stevens, A., Morris, K.J., Billett, D.S. and Ruhl, H.A., 2016. Improving the estimation of deep-sea megabenthos biomass: dimension to wet weight conversions for abyssal invertebrates. *Marine Ecology Progress Series*, 552, 71-79.

Fangohr, S., and Woolf, D.K., 2007. Application of new parameterizations of gas transfer velocity and their impact on regional and global marine CO<sub>2</sub> budgets. *Journal of Marine Systems*, 66, 105-203. <https://doi.org/10.1016/j.jmarsys.2006.01.012>.

Fjeld, K., Tiller, R., Grimaldo, E., Grimsø, L., Standal, I.-B., 2023. Mesopelagics—New gold rush or castle in the sky? *Marine Policy* 147, 105359. <https://doi.org/10.1016/j.marpol.2022.105359>

Figuerola, B., Hancock, A. M., Bax, N., Cummings, V. J., Downey, R., Griffiths, H. J., Smith, J., and Stark, J. S., (2021). A review and meta-analysis of potential impacts of ocean acidification on marine calcifiers from the Southern Ocean. *Front. Mar. Sci.* 8:584445, <https://doi.org/10.3389/fmars.2021.584445>

Folkersen, M.V., Fleming, C.M. and Hasan, S. (2018). The economic value of the deep sea: A systematic review and meta-analysis. *Marine Policy* 94, 71-80. <https://doi.org/10.1016/j.marpol.2018.05.003>



Frajka-Williams, E., Lankhorst, M., Koelling, J., and Send, U. (2018). Coherent circulation changes in the deep North Atlantic from 16°N and 26°N transport arrays. *Journal of Geophysical Research*, 123, 3427–3443. <https://doi.org/10.1029/2018JC013949>

Freilich, M. A., Poirier, C., Dever, M., Alou-Font, E., Allen, J., Cabornero, A., et al. (2024). 3D intrusions transport active surface microbial assemblages to the dark ocean. *Proceedings of the National Academy of Sciences*, 121(19), e2319937121.

Friedlingstein, P., O’Sullivan, M., Jones, M. W., Andrew, R. M., Bakker, D. C. E., Hauck, J., et al. (2023). Global carbon budget 2023. *Earth Syst. Sci. Data* 15, 5301–5369. doi:<https://doi.org/10.5194/essd-15-5301-2023>

Gasparin, F., Hamon, M., Remy, E., and Le Traon, P.-Y. (2020). How Deep Argo Will Improve the Deep Ocean in an Ocean Reanalysis. *Journal of Climate* 33, 77–94. doi:<https://doi.org/10.1175/JCLI-D-19-0208.1>

Gatto, A., Sadik-Zada, E., Ozbek, S., Kieu, H., and Huynh, N. (2023). Deep-sea fisheries as resilient bioeconomic systems for food and nutrition security and sustainable development. *Resources, Conservation and Recycling* 197, 106907. doi:<https://doi.org/10.1016/j.resconrec.2023.106907>

Gebbie, G. and Huybers, P. (2012). The mean age of ocean waters inferred from radiocarbon observations: Sensitivity to surface sources and accounting for mixing histories. *J. Phys. Oceanogr.* 42, 291–305. doi:<https://doi.org/10.1175/JPO-D-11-043.1>

Gollner, S., Kaiser, S., Menzel, L., Jones, D.O.B., Brown, A., Mestre, N.C., van Oevelen, D., Menot, L., Colaço, A., Canals, M., Cuvelier, D., Durden, J.M., Gebruk, A., Egho, G.A., Haeckel, M., Marcon, Y., Mevenkamp, L., Morato, T., Pham, C.K., Purser, A., Sanchez-Vidal, A., Vanreusel, A., Vink, A., Martinez Arbizu, P., 2017. Resilience of benthic deep-sea fauna to mining activities. *Marine Environmental Research* 129, 76–101. <https://doi.org/10.1016/j.marenvres.2017.04.010>

Gloege, L., McKinley, G. A., Landschützer, P., Fay, A. R., Frölicher, T. L., Fyfe, J. C., et al. (2021). Quantifying errors in observationally based estimates of ocean carbon sink variability. *Global Biogeochemical Cycles*, 35, e2020GB006788. <https://doi.org/10.1029/2020GB006788>

Gregoire, M., Garcon, V., Garcia, H., Breitburg, D., Isensee, K., Oschlies, A., et al. (2021). A global ocean oxygen database and atlas for assessing and predicting deoxygenation and ocean health in the open and coastal ocean. *Frontiers in Marine Science* 8. doi:10.3389/fmars.2021.724913

Gruber, N., Clement, D., Carter, B. R., Feely, R. A., van Heuven, S., Hoppema, M., et al. (2019). The oceanic sink for anthropogenic CO<sub>2</sub> from 1994 to 2007. *Science*, 363(6432), 1193–1199. <https://doi.org/10.1126/science.aau5153>

Gruber, N., Landschutzer, P., and Lovenduski, N. (2019). The Variable Southern Ocean Carbon Sink. *Annual Reviews of Marine Science* 11, 159–186

Gupta, M., Follows, M. J., & Lauderdale, J. M. (2020). The effect of Antarctic sea ice on Southern Ocean carbon outgassing: Capping versus light attenuation. *Global Biogeochemical Cycles*, 34, e2019GB006489. <https://doi.org/10.1029/2019GB006489>

Hamlington, B. D., Gardner, A. S., Ivins, E., Lenaerts, J. T. M., Reager, J. T., & Trossman, D. S., et al. (2020). Understanding of contemporary regional sea-level change and the implications for the future. *Reviews of Geophysics*, 58, e2019RG000672. <https://doi-org.ezproxy.lib.utexas.edu/10.1029/2019RG000672>

Harden-Davies, H. (2017). Deep-sea genetic resources: new frontiers for science and stewardship in areas beyond national jurisdiction. *Deep-Sea Research Part 2* 137, 504–513

Hartman, S. E., Bett, B. J., Durden, J. M., Henson, S. A., Iversen, M., Jeffreys, R. M., Horton, T., Lampitt, R. and Gates, A. R., 2021. Enduring science: three decades of observing the Northeast Atlantic from the Porcupine Abyssal Plain Sustained Observatory (PAP-SO). *Progress in Oceanography*, 191, p.102508. <https://doi.org/10.1016/j.pocean.2020.102508>

Hoegh-Guldberg, O., Cai, R., Poloczanska, E., Brewer, P., Sundby, S., Hilmi, K., et al. (2014). The ocean. In *Climate Change 2014: Impacts, Adaptation, and Vulnerability. Part B: Regional Aspects. Contribution of Working Group II to the Fifth Assessment Report of the Intergovernmental Panel on Climate Change*, eds. V. Barros, C. Field, D. Dokken, M. Mastrandrea, K. Mach, T. Bilir, M. Chatterjee, K. Ebi, Y. Estrada, R. Genova, B. Girma, E. Kissel, A. Levy, S. MacCracken, P. Mastrandrea, and L. White (Cambridge, United Kingdom and New York, NY, USA: Cambridge University Press), chap. 30. 1655–1731

Howell, K.L., Hilário, A., Allcock, A.L., Bailey, D.M., Baker, M., Clark, M.R., Colaço, A., Copley, J., Cordes, E.E., Danovaro, R. and Dissanayake, A., 2020. A blueprint for an inclusive, global deep-sea ocean decade field program. *Frontiers in Marine Science*, 7, p.999.

IPBES (2019). *Global assessment report of the Intergovernmental Science-Policy Platform on Biodiversity and Ecosystem Services*. Tech. rep., IPBES secretariat IPCC (2018). *Global Warming of 1.5°C. An IPCC Special Report on the impacts of global warming of 1.5°C above pre-industrial levels and related global greenhouse gas emission pathways, in the context of strengthening the global response to the threat of climate change, sustainable development, and efforts to eradicate poverty*

(Cambridge, United Kingdom and New York, NY, USA: Cambridge University Press). doi:<https://doi.org/10.1017/9781009157940>

IPCC (2019). *IPCC Special Report on the Ocean and Cryosphere in a Changing Climate* (Cambridge, United Kingdom and New York, NY, USA: Cambridge University Press). doi:<https://doi.org/10.1017/6609781009157964> IPCC (2021a). *Climate Change 2021: The Physical Science Basis. Contribution of Working Group I to the Sixth Assessment Report of the Intergovernmental Panel on Climate Change* (Cambridge, United Kingdom and New York, NY, USA: Cambridge University Press). doi:10.1017/9781009157896

IPCC (2021b). *Climate Change 2023: Synthesis Report. Contribution of Working Groups I, II and III to the Sixth Assessment Report of the Intergovernmental Panel on Climate Change* (Geneva, Switzerland: IPCC). doi:10.59327/IPCC/AR6-9789291691647

IPCC (2021c). *Climate Change and Land: an IPCC special report on climate change, desertification, land degradation, sustainable land management, food security, and greenhouse gas fluxes in terrestrial ecosystems* (Cambridge, United Kingdom and New York, NY, USA: Cambridge University Press). doi:<https://doi.org/10.1017/9781009157988>

IPCC (2022a). *Climate Change 2022: Impacts, Adaptation and Vulnerability. Contribution of Working Group II to the Sixth Assessment Report of the Intergovernmental Panel on Climate Change* (Cambridge, United Kingdom and New York, NY, USA: Cambridge University Press). doi:10.1017/9781009325844

IPCC (2022b). *Climate Change 2022: Mitigation of Climate Change. Contribution of Working Group III to the Sixth Assessment Report of the Intergovernmental Panel on Climate Change* (Cambridge, UK and New York, NY, USA: Cambridge University Press). doi:10.1017/9781009157926

Irigoien, X., Klevjer, T., Røstad, A. et al. (2014). Large mesopelagic fishes biomass and trophic efficiency in the open ocean. *Nat Commun*, 5, 3271, <https://doi.org/10.1038/ncomms4271>

Jackson, L. C., Hewitt, H. T., Bruciaferri, D., Calvert, D., Graham, T., Guiavarc'h, C., et al. (2023). Challenges simulating the amoc in climate models. *Philosophical Transactions of the Royal Society A: Mathematical, Physical and Engineering Sciences* 381, 20220187. doi:10.1098/rsta.2022.0187

Janzwood, S. (2020). Confident, likely, or both? The implementation of the uncertainty language framework in the IPCC special reports. *Climatic Change* 162, 1655–1675. doi:<https://doi.org/10.1007/s10584-020-02746-x>

Johnson, G., Lyman, J. M., and Purkey, S. G. (2015). Informing Deep Argo Array Design Using Argo and Full-Depth Hydrographic Section Data. *Journal of Atmospheric and Oceanic Technology* 32, 2187–2198. doi:<https://doi.org/10.1175/JTECH-D-15-0139.1>

Jones, D.O., Yool, A., Wei, C.L., Henson, S.A., Ruhl, H.A., Watson, R.A. and Gehlen, M., 2014. Global reductions in seafloor biomass in response to climate change. *Global change biology*, 20(6), pp.1861-1872

Kaartvedt S, Staby A, Aksnes DL (2012) Efficient trawl avoidance by mesopelagic fishes causes large underestimation of their biomass. *Mar Ecol Prog Ser* 456:1-6. <https://doi.org/10.3354/meps09785>

Khatiwala, S., Primeau, F., & Hall, T. (2009). Reconstruction of the history of anthropogenic CO<sub>2</sub> concentrations in the ocean. *Nature*, 462(7271), 346–349. <https://doi.org/10.1038/nature08526>

Khatiwala, S., Tanhua, T., Mikaloff Fletcher, S., Gerber, M., Doney, S. C., Graven, H. D., et al. (2013). Global ocean storage of anthropogenic carbon. *Biogeosciences*, 10(4), 2169–2191. <https://doi.org/10.5194/bg-10-2169-2013>

Lauvset, S. K., Carter, B. R., Perez, F. F., Jiang, L.-Q., Feely, R. A., Velo, A., & Olsen, A. (2020). Processes driving global interior ocean pH distribution. *Global Biogeochemical Cycles*, 34, e2019GB006229. <https://doi-org.ezproxy.lib.utexas.edu/10.1029/2019GB006229>

Lenton, A., Matear, R. J., and Tilbrook, B. (2006). Design of an observational strategy for quantifying the Southern Ocean uptake of CO<sub>2</sub>. *Global Biogeochemical Cycles* 20. doi:<https://doi.org/10.1029/2005GB002620>

Levin, L.A., Wei, C.-L., Dunn, D.C., Amon, D.J., Ashford, O.S., Cheung, W.W.L., Colaço, A., Dominguez-Carrió, C., Escobar, E.G., Harden-Davies, H.R., Drazen, J.C., Ismail, K., Jones, D.O.B., Johnson, D.E., Le, J.T., Lejzerowicz, F., Mitarai, S., Morato, T., Mulsow, S., Snelgrove, P.V.R., Sweetman, A.K., Yasuhara, M., 2020. Climate change considerations are fundamental to management of deep-sea resource extraction. *Global Change Biology* 26, 4664–4678. <https://doi.org/10.1111/gcb.15223>

Levin, L. (2021). IPCC and the deep sea: a case for deeper knowledge. *Frontiers in Climate* 3, 720755

Levin, L., Alfaro-Lucas, J., Colaco, A., Cordes, E., Craik, N., Danovaro, R., et al. (2023). Deep-sea impacts of climate interventions. *Science* 379, 978–981

Llort, J., Langlais, C., Matear, R., Moreau, S., Lenton, A., and Strutton, P. G. (2018). Evaluating southern ocean carbon eddy-pump from biogeochemical argo floats. *J. Geophys. Res. Oceans* 123, 971–984. doi: 10.1002/2017JC012861

Longhurst, A.R., Bedo, A.W., Harrison, W.G., Head, E.J.H., and Sameoto, D.D., (1990). Vertical flux of respiratory carbon by oceanic diel migrant biota, *Deep Sea Research Part A*, 37, 685-694, [https://doi.org/10.1016/0198-0149\(90\)90098-G](https://doi.org/10.1016/0198-0149(90)90098-G).

Lutz, S., Pearson, H., Vatter, J., Bhakta, D., Freeman, P., and Field, C. (2018). Oceanic blue carbon - how marine life can help to combat climate change

Ma, D., Gregor, L., & Gruber, N. (2023). Four decades of trends and drivers of global surface ocean acidification. *Global Biogeochemical Cycles*, 37, e2023GB007765.

<https://doi-org.ezproxy.lib.utexas.edu/10.1029/2023GB007765>

Mach, K. J., Mastrandrea, M. D., Freeman, P. T., and Field, C. B. (2017). Unleashing expert judgment in assessment. *Global Environmental Change* 44, 1–14.

doi:<https://doi.org/10.1016/j.gloenvcha.2017.02.005>

Majkut, J., Carter, B., Frolicher, T., Dufour, C., Rodgers, K., and Sarmiento, J. (2014). An observing system simulation for Southern Ocean carbon dioxide uptake. *Phil. Trans. R. Soc. A* 372, 20130046.

doi:<http://dx.doi.org/10.1098/rsta.2013.004>

Martin, W., Baross, J., Kelley, D., and Russell, M. (2008). Hydrothermal vents and the origin of life. *Nat Rev Microbiol* 44, 805–814. doi:<https://doi.org/10.1038/nrmicro1991>

Mastrandrea, M., Field, C., Stocker, T., Edenhofer, O., Ebi, K., Frame, D., et al. (2010). *Guidance Note for Lead Authors of the IPCC Fifth Assessment Report on Consistent Treatment of Uncertainties*. Tech. rep., Intergovernmental Panel on Climate Change (IPCC). Available at <http://www.ipcc.ch>

Mayer, L., Jakobsson, M., Allen, G., Dorschel, B., Falconer, R., Ferrini, V., et al. (2018). The Nippon Foundation—GEBCO Seabed 2030 Project: The Quest to See the World’s Oceans Completely Mapped by 2030. *Geosciences* 8. doi:10.3390/geosciences8020063

Mengerink, K., Van Dover, C., Ardron, J., Baker, M., Escobar-Briones, E., Gjerde, K., et al. (2014). A call for deep-ocean stewardship. *Science* 344, 696–698. doi:10.1126/science.1251458

Mora, C., Tittensor, D., Adl, S., Simpson, A., and Worm, B. (2011). How many species are there on Earth and in the ocean? *PLoS Biol.* 9, e1001127. doi:10.1371/journal.pbio.1001127

Moss, R. and Schneider, S. (2000). *Uncertainties in the IPCC TAR: recommendations to lead authors for more consistent assessment and reporting* (Geneva: World Meteorological Organization). 33–51

Muller, J., Gruber, N., Carter, B., Feely, R., Ishii, M., Lange, N., et al. (2023). Decadal trends in the oceanic storage of anthropogenic carbon from 1994 to 2014. *AGU Advances* 4, e2023AV000875.

doi:<https://doi.org/10.1029/2023AV000875>

NASEM (2022). *A Research Strategy for Ocean-based Carbon Dioxide Removal and Sequestration*. Tech. rep., National Academies of Sciences, Engineering, and Medicine.

doi:<https://doi.org/10.17226/26278>

Nguyen, A. T., Pillar, H., Ocana, V., Bigdeli, A., Smith, T. A., and Heimbach, P. (2021). The Arctic Subpolar Gyre sTate Estimate: Description and Assessment of a Data-Constrained, Dynamically Consistent Ocean Sea Ice Estimate for 2002–2017. *Journal of Advances in Modeling Earth Systems* 13, e2020MS002398. doi:<https://doi.org/10.1029/2020MS002398>

Nickford, S., Palter, J. B., Donohue, K., Fassbender, A. J., Gray, A. R., Long, J., et al. (2022). Autonomous wintertime observations of air-sea exchange in the Gulf Stream reveal a perfect storm for ocean CO<sub>2</sub> uptake. *Geophysical Research Letters*, 49, e2021GL096805. <https://doi.org/10.1029/2021GL096805>

Omand, M. M., D'Asaro, E. A., Lee, C. M., Perry, M. J., Briggs, N., Cetinić, I., & Mahadevan, A. (2015). Eddy-driven subduction exports particulate organic carbon from the spring bloom. *Science*, 348(6231), 222-225.

Orr, J. C., Najjar, R. G., Aumont, O., Bopp, L., Bullister, J. L., Danabasoglu, G., Doney, S. C., Dunne, J. P., Dutay, J.-C., Graven, H., Griffies, S. M., John, J. G., Joos, F., Levin, I., Lindsay, K., Matear, R. J., McKinley, G. A., Mouchet, A., Oschlies, A., Romanou, A., Schlitzer, R., Tagliabue, A., Tanhua, T., and Yool, A. (2017). Biogeochemical protocols and diagnostics for the CMIP6 Ocean Model Intercomparison Project (OMIP), *Geosci. Model Dev.*, 10, 2169–2199, <https://doi.org/10.5194/gmd-10-2169-2017>.

Oschlies, A., Brandt, P., Stramma, L., and Schmidtko, S. (2018). Drivers and mechanisms of ocean deoxygenation. *Nature Geoscience* 11, 467–473. doi:10.1038/s41561-018-0152-2

Ottaviani, D. (2020). *Economic value of ecosystem services from the deep seas and the areas beyond national jurisdiction*. FAO Fisheries and Aquaculture Circular No. 1210. Tech. rep., FAO, Rome. doi:<https://doi.org/10.4060/ca8340en>

Proud, R., Handegard, N.O., Kloser, R.J., Cox, M.J., Brierley, A.S., (2019). From siphonophores to deep scattering layers: uncertainty ranges for the estimation of global mesopelagic fish biomass, *ICES Journal of Marine Science*, 76, 718–733, <https://doi.org/10.1093/icesjms/fsy037>

Racape, V., Thierry, V., Mercier, H., and Cabanes, C. (2019). Isow spreading and mixing as revealed by deep-argo floats launched in the charlie-gibbs fracture zone. *Journal of Geophysical Research: Oceans* 124. doi:<https://doi.org/10.1029/2019JC015040>

Ramirez-Llodra, E., Brandt, A., Danovaro, R., De Mol, B., Escobar, E., German, C. R., et al. (2010). Deep, diverse and definitely different: unique attributes of the world's largest ecosystem. *Biogeosciences* 7. doi:<https://doi.org/10.5194/bg-7-2851-2010>

Reichl, B.G., & Deike, L. (2020). Contribution of sea-state dependent bubbles to air-sea carbon dioxide fluxes. *Geophysical Research Letters*, 47, e2020GL087267. <https://doi.org/10.1029/2020GL087267>

Roberts, M. J., Jackson, L. C., Roberts, C. D., Meccia, V., Docquier, D., Koenigk, T., et al. (2020). Sensitivity of the Atlantic Meridional Overturning Circulation to Model Resolution in CMIP6 HighResMIP Simulations and Implications for Future Changes. *Journal of Advances in Modeling Earth Systems* 12, e2019MS002014. doi:<https://doi.org/10.1029/2019MS002014>

Rogers, A. D., Appiah-Madson, H., Ardron, J. A., Bax, N. J., Bhadury, P., Brandt, A., Buttigieg, P. L., De Clerck, O., Delgado, C., Distel, D. L. and Glover, A., 2023. Accelerating ocean species discovery and laying the foundations for the future of marine biodiversity research and monitoring. *Frontiers in Marine Science*, doi:<https://doi.org/10.3389/fmars.2023.1224471>

Roemmich, D., Talley, L., Zilberman, N., Osborne, E., Johnson, K. S., Barbero, L., et al. (2022). The technological, scientific, and sociological revolution of global subsurface ocean observing. *Frontiers in Ocean Observing: Documenting Ecosystems, Understanding Environmental Changes, Forecasting Hazards, Supplement to Oceanography* 34, 2–8. doi:<https://doi.org/10.5670/oceanog.2021.supplement.02>

Roemmich D, Alford MH, Claustre H, Johnson K, King B, Moum J, Oke P, et al. (2019) On the Future of Argo: A Global, Full-Depth, Multi-Disciplinary Array. *Front. Mar. Sci.* 6:439. doi: <https://doi.org/10.3389/fmars.2019.00439>

Rose, K. C., Ferrer, E., Carpenter, S., Crowe, S., Donelan, S., Garçon, V., et al. (in press). Consideration of aquatic deoxygenation as a planetary boundary and key regulator of earth system. *Nature Ecology and Evolution*

Ruhl, H. and Smith, K. (2004). Shifts in deep-sea community structure linked to climate and food supply. *Science* 305, 513–515. doi:<https://doi.org/10.1126/science.1099759>

Saba, G.K., Burd, A.B., Dunne, J.P., Hernández-León, S., Martin, A.H., Rose, K.A., Salisbury, J., Steinberg, D.K., Trueman, C.N., Wilson, R.W., Wilson, S.E., 2021. Toward a better understanding of fish-based contribution to ocean carbon flux. *Limnology and Oceanography* 66, 1639–1664. <https://doi.org/10.1002/lno.11709>

Sabine, C. L., Feely, R. A., Gruber, N., Key, R. M., Lee, K., Bullister, J. L., et al. (2004). The oceanic sink for anthropogenic CO<sub>2</sub>. *Science*, 305(5682), 367–371. <https://doi.org/10.1126/science.1097403>

Sarmiento, J., Slater, R., Dunne, J., Gnanadesikan, A., and Hiscock, M. (2010). Efficiency of small scale carbon mitigation by patch iron fertilization. *Biogeosciences* 7, 3593–3624. doi:10.5194/bg-7-3593-2010

Sayre, R.G., D.J. Wright, S.P. Breyer, K.A. Butler, K. Van Graafeiland, M.J. Costello, P.T. Harris, K.L. Goodin, J.M. Guinotte, Z. Basher, M.T. Kavanaugh, P.N. Halpin, M.E. Monaco, N. Cressie, P. Aniello, C.E.

Frye, and Stephens, D. (2017). A three-dimensional mapping of the ocean based on environmental data. *Oceanography* 30(1):90–103, <https://doi.org/10.5670/oceanog.2017.116>.

Smith, K., Ruhl, H., Kahru, M., Huffard, C., and Sherman, A. (2009). Climate, carbon cycling, and deep-ocean ecosystems. *Proc. Natl. Acad. Sci. (USA)* 106, 19211–19218. doi:<https://doi.org/10.1073/pnas.0908322106>

Smith, K., Ruhl, H., Kahru, M., Huffard, C., and Sherman, A. (2013). Deep ocean communities impacted by changing climate over 24 y in the abyssal northeast Pacific Ocean. *Proc. Natl. Acad. Sci. (USA)* 110, 19838–19841. doi:<https://doi.org/10.1073/pnas.1315447110>

Smith, K. L., Baldwin, R. J., Ruhl, H. A., Kahru, M., Mitchell, B. G., and Kaufmann, R. S. (2006). Climate effect on food supply to depths greater than 4,000 meters in the northeast Pacific. *Limnology and Oceanography* 51, 166–176. doi:<https://doi.org/10.4319/lo.2006.51.1.0166>

Smith, L., Cimoli, L., LaScala-Gruenewald, D., Pachiadaki, M., Phillips, B., Pillar, H., et al. (2023). The deep ocean observing strategy: Addressing global challenges in the deep sea through collaboration. *Marine Technology Society Journal* 56, 50–66

Snelgrove, P. V. R. and Smith, C. R. (2002). A riot of species in an environmental calm; the paradox of the species-rich deep sea. *Oceanogr, Mar. Biol. Ann. Rev.* 40, 311–342

Stramma, L., Schmidt, S., Levin, L., and Johnson, G. (2010). Ocean oxygen minima expansions and their biological impacts. *Deep-Sea Research* 210, 587–595

Subramanian, A., Ummenhofer, C., Giannini, A., Holland, M., Legg, S., Mahadevan, A., et al. (2016). *Translating process understanding to improve climate models. A US CLIVAR White Paper*. Tech. Rep. 2016-3. doi:10.5065/D63X85IQ

Sweetman, A. K., Thurber, A., Smith, C., Levin, L., Mora, C., Wei, C., et al. (2018). Major impacts of climate change on deep-sea benthic ecosystems. *Elementa-Science of the Anthropocene* 5, 1–23

Tamsitt, V., Drake, H., Morrison, A., Talley, L., Dufour, C., Gray, A., et al. (2017). Spiraling pathways of global deep waters to the surface of the Southern Ocean. *Nat Commun.* 8. doi:10.1038/s41467-017-00197-0

Tandon, A. (2023). Analysis: How the diversity of IPCC authors has changed over three decades. *Carbon Brief*, 15 Mar. 2023, <https://www.carbonbrief.org/analysis-how-the-diversity-of-ipcc-authors-has-changed-over-three-decades/>



Thomsen, P.F. and Willerslev, E. (2015). Environmental DNA - An emerging tool in conservation for monitoring past and present biodiversity. *Biological Conservation* 183, 4-18. doi:<https://doi.org/10.1016/j.biocon.2014.11.019>

Turner, P.J., Thaler, A.D., Freitag, A., and Collins, P.C., (2019). Deep-sea hydrothermal vent ecosystem principles: Identification of ecosystem processes, services and communication of value, *Marine Policy* 101, 118-124. <https://doi.org/10.1016/j.marpol.2019.01.003>

Usbeck, R., Schlitzer, R., Fischer, G., and Wefer, G., (2003). Particle fluxes in the ocean: comparison of sediment trap data with results from inverse modeling, *Journal of Marine Systems*, 39, 167-183, [https://doi.org/10.1016/S0924-7963\(03\)00029-0](https://doi.org/10.1016/S0924-7963(03)00029-0).

von Schuckmann, K., Minière, A., Gues, F., Cuesta-Valero, F. J., Kirchengast, G., Adusumilli, S., et al. (2023). Heat stored in the earth system 1960–2020: where does the energy go? *Earth System Science Data* 15, 1675–1709. doi:<https://doi.org/10.5194/essd-15-1675-2023>

Weijer, W., Cheng, W., Garuba, O. A., Hu, A., and Nadiga, B. T. (2020). CMIP6 models predict significant 21st century decline of the Atlantic Meridional Overturning Circulation. *Geophys. Res. Lett.* 47. doi:<https://doi.org/10.1029/2019GL086075>

Williams, N. L., Juranek, L. W., Feely, R. A., Johnson, K. S., Sarmiento, J. L., Talley, L. D., et al. (2017). Calculating surface ocean pCO<sub>2</sub> from biogeochemical Argo floats equipped with pH: an uncertainty analysis. *Glob. Biogeochem. Cycles* 31, 591–604. doi: <https://doi.org/10.1002/2016GB005541>

Wolf, D.K. (2005). Parameterization of gas transfer velocities and sea-state-dependent wave breaking. *Tellus*, 57B, 87–94. <https://doi.org/10.3402/tellusb.v57i2.16783>

Wunsch, C. and Heimbach, P. (2012). Two Decades of the Atlantic Meridional Overturning Circulation: Anatomy, Variations, Extremes, Prediction, and Overcoming Its Limitations. *Journal of Climate* 26, 7167–7186. doi:<https://doi.org/10.1175/JCLI-D-12-00478.1>

Yang, N., Jin, D., and Govindarajan, A.F., (2024). Applying environmental DNA approaches to inform marine biodiversity conservation: The case of the Ocean Twilight Zone. *Marine Policy* 165, 106151, <https://doi.org/10.1016/j.marpol.2024.106151>

Yool, A., Martin, A.P., Anderson, T.R., Bett, B.J., Jones, D.O. and Ruhl, H.A., (2017). Big in the benthos: Future change of seafloor community biomass in a global, body size-resolved model. *Global Change Biology*, 23(9), pp.3554-3566.

Youngs, M. K., Flierl, G. R. (2023). Extending Residual-Mean Overturning Theory to the Topographically Localized Transport in the Southern Ocean. *Journal of Physical Oceanography* 53: 8, 1901-1915. doi: <https://doi.org/10.1175/JPO-D-22-0217.1>

Yung, C. K., Morrison, A. K., Hogg, A. M. (2022). Topographic Hotspots of Southern Ocean Eddy Upwelling. *Frontiers in Marine Research* 9. doi: <https://doi.org/10.3389/fmars.2022.855785>

Zakem, E. J., Lauderdale, J. M., Schlitzer, R., and Follows, M. J. (2021). A flux-based threshold for anaerobic activity in the ocean. *Geophysical Research Letters*, 48, e2020GL090423. <https://doi-org.ezproxy.lib.utexas.edu/10.1029/2020GL090423>

Zakem, E. J., Mahadevan, A., Lauderdale, J. M., and Follows, M. J. (2020). Stable aerobic and anaerobic coexistence in anoxic marine zones, *The ISME Journal*, 14, 1, 288–301, <https://doi.org/10.1038/s41396-019-0523-8>

Zilberman, N. V., Roemmich, D. H., and Gilson, J. (2020). Deep-ocean circulation in the southwest pacific ocean interior: Estimates of the mean flow and variability using deep argo data. *Geophysical Research Letters* 47, e2020GL088342. doi:<https://doi.org/10.1029/2020GL088342>