

UC Davis
Obstetrics and Gynecology

Title

Pregnancy Remembrance Options and Impact on Coping Ability After Abortion

Permalink

<https://escholarship.org/uc/item/6h08t2q6>

Authors

Burgos, Maria

Arroyo-Velazquez, Yakelin

Nguyen, Hanh

et al.

Publication Date

2024-04-01

Supplemental Material

<https://escholarship.org/uc/item/6h08t2q6#supplemental>

Data Availability

The data associated with this publication are not available for this reason: NA

Pregnancy Remembrance Options and Impact on Coping Ability After Abortion

Maria Burgos^a, Yakelin Arroyo-Velazquez^{a, 2nd author}, Hanh Nguyen^{a, 2nd author}, Obinna Oko, MD^a; Ashley Schmidt^a, Mitchell Creinin, MD^a, Susan Wilson, MD^b, Melody Hou, MD^a
^aUniversity of California, Davis; Sacramento, CA
^bCapitol OB/GYN; Sacramento, CA

Objectives

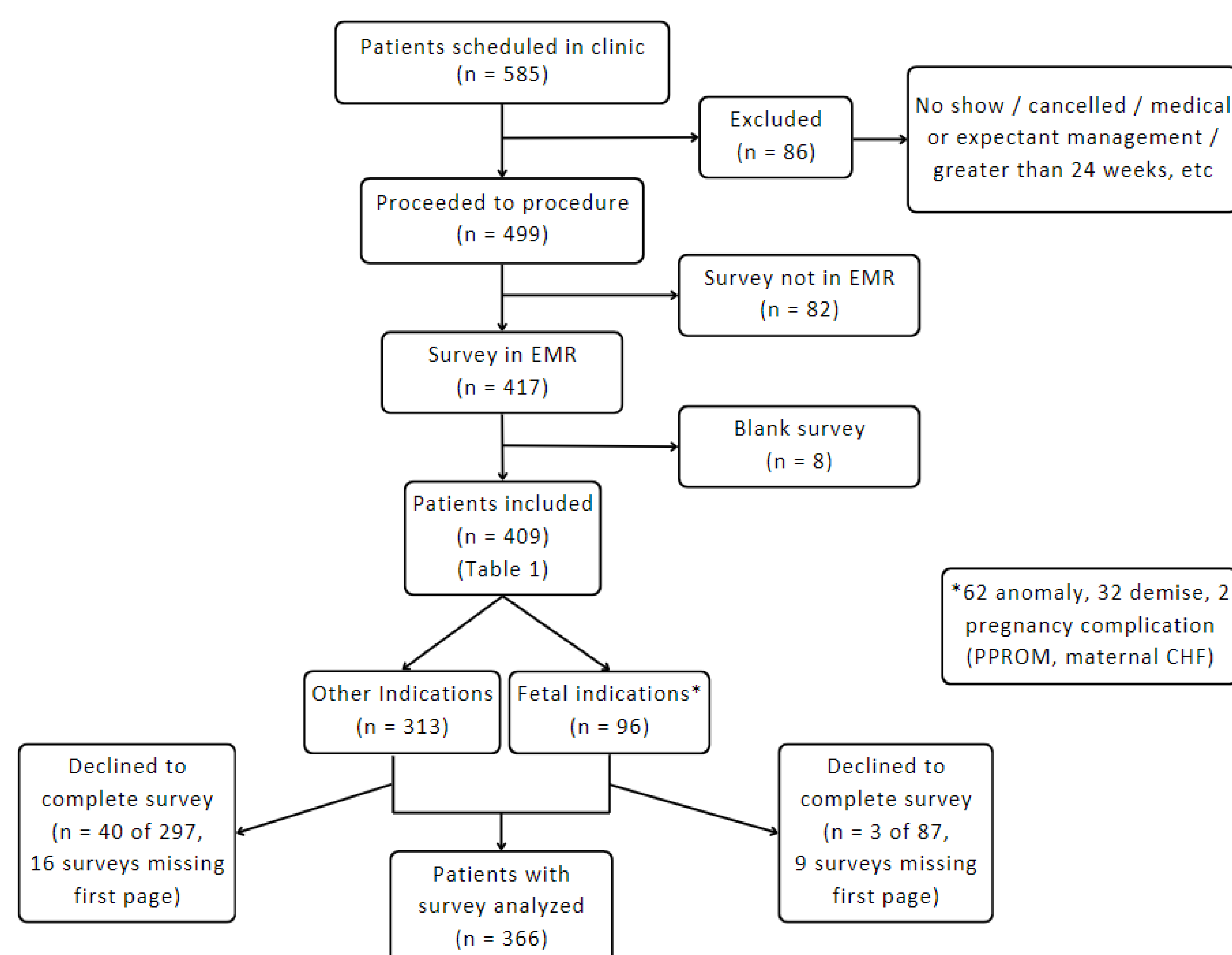
1. To identify the rates and types of remembrance selections between patients having abortion for different indications
2. To describe impact of offering remembrances to patients undergoing abortion

Introduction

- Abortion is sought for various reasons (e.g. fetal anomalies, fetal demise, pregnancy complications, maternal indications, or induced)
- Abortions can be a complex and emotional time, so there are methods available to help patients through this process
- At UC Davis, all patients are offered social services and support group or hotline access, however pregnancy remembrance services were routinely offered to patients who had an abortion for fetal anomalies or fetal demise but not for other indications
- We began offering remembrance options to all patients undergoing an abortion, regardless of indication in 2021

Methods

Retrospective chart review of 585 patients who presented to UCDMC Family Planning Preoperative Clinic from February 2021 to January 2022



Statistical analysis: Descriptive statistics.

Comparisons via chi-squared test are pending

Link to survey: <http://tinyurl.com/4vnwzczw>



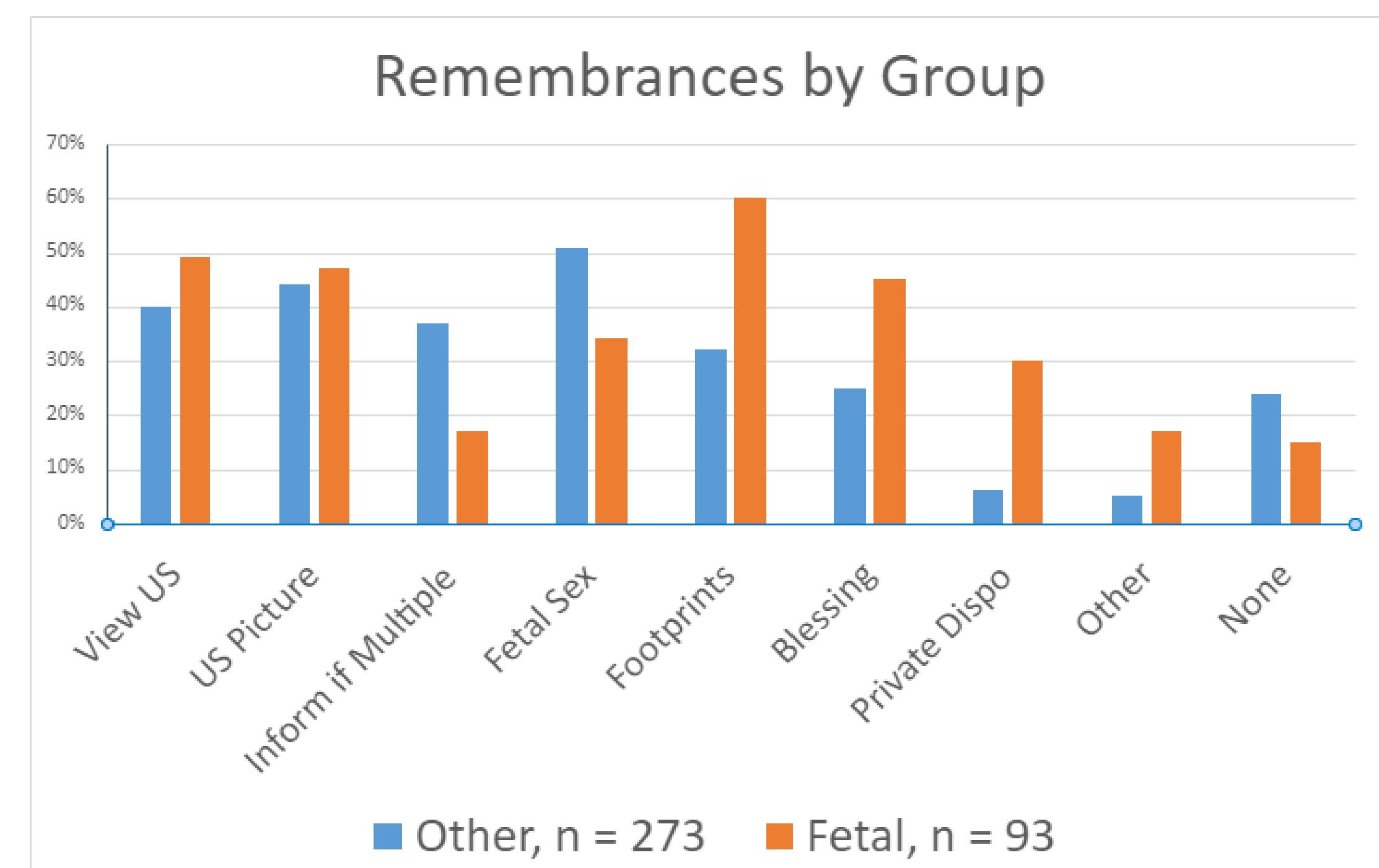
Demographics

Table 1: All patients included, n= 409

All (n = 409)	Other Indications group (n=313)	Fetal Indications (n=96)
Median Age (range), years	28 (14 - 44)	33 (18 - 42)
Median Gestational Age (range), weeks	18.7 (6.7 - 23.9)	19.4 (7 - 25.4)
Greater than 16 weeks GA	235 (75%)	76 (79%)
Gravida		
1	14.6%	15.6%
2	16.5%	30.2%
3+	68.9%	54.2%
Para		
0	27.3%	31.2%
1	23.1%	29.2%
2	22.5%	17.7%
3+	27.1%	21.9%

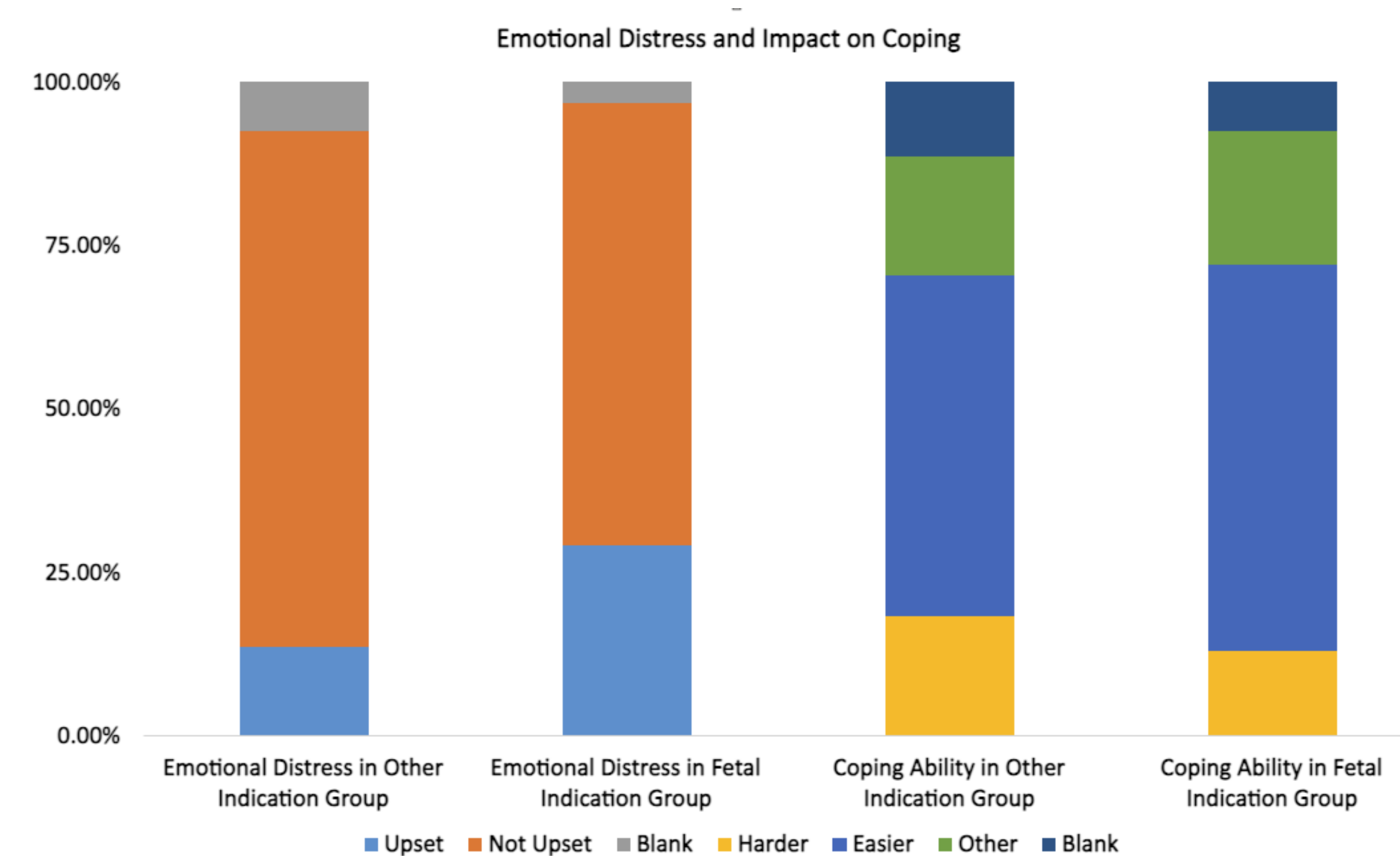
Results

Except for multiple gestation and fetal sex, the Fetal group requested more options:



29% of Fetal group experienced distress, compared to 13% of Other group.

13% of Fetal group felt a negative impact on coping, compared to 19% of Other group.



Examples of survey comments regarding Other option, Emotional Distress and Coping questions: <http://tinyurl.com/4nbzs3bw>



Discussion

Strengths

- Our specialty clinic serves a large geographical area with diverse populations
- Our cohort is large

Limitations

- Some clinic logs were not located or had been edited to reflect the OR schedule
- Eligible charts with missing surveys in EMR: unclear if patients received survey or if surveys were not scanned
- Blank surveys: unclear if patients chose not to respond or if the patients did not see the back page
- Recall bias: G/Ps were self-reported
- Method of estimating gestational age was variable between patients, though followed standard of care
- Survey only offered in English

Future Directions

- Plan for comparative analysis
- Currently asking patients if they are interested in pregnancy remembrance before offering specific options
- Offer options to all patients in preferred language
- Offer more pregnancy remembrance options
 - Discussion of breastmilk donation for those who lactate post-procedure

Conclusions

- Many patients are interested in pregnancy remembrance regardless of indication
- Some patients feel being asked about remembrance may make their coping harder

References

1. Foster DG, Gould H, Kimport K. How women anticipate coping after an abortion. *Contraception*. 2012 Jul;86(1):84-90. doi:10.1016/j.contraception.2011.11.002. Epub 2011 Dec 15. PMID: 22176790.
2. Maguire M, Light A, Kuppermann M, Dalton VK, Steinauer JE, Kerns JL. Grief after second-trimester termination for fetal anomaly: a qualitative study. *Contraception*. 2015 Mar;91(3):234-9. doi:10.1016/j.contraception.2014.11.015. Epub 2014 Dec 12. PMID: 25499590; PMCID: PMC4406975.
3. Kimport K, Preskill F, Cockrill K, Weltz TA. Women's perspectives on ultrasound viewing in the abortion care context. *Women's Health Issues*. 2012 Nov-Dec;22(6):e513-7. doi:10.1016/j.whi.2012.09.001. Epub 2012 Oct 5. PMID: 23040800.
4. Myers AJ, Lohr PA, Pfeffer N. Disposal of fetal tissue following elective abortion: what women think. *J Fam Plann Reprod Health Care*. 2015 Apr;41(2):84-9. doi:10.1136/fprhc-2013-100849. Epub 2014 Sep 8. PMID: 25201907.
5. Cole JCM, Schwarz J, Farmer MC, Coursey AL, Duren S, Rowson M, Prince J, Oser M, Spatz DL. Facilitating Milk Donation in the Context of Perinatal Palliative Care. *J Obstet Gynecol Neonatal Nurs*. 2018 Jul;47(4):564-570. doi:10.1016/j.jogn.2017.11.002. Epub 2017 Nov 24. PMID: 29179003.
6. Kersting A, Dorsch M, Kreulich C, Baez E. Psychological stress response after miscarriage and induced abortion. *Psychosom Med*. 2004 Sep-Oct;66(5):795-6; author reply 796. doi:10.1097/PSY.0000140003.87345.4c. PMID: 15385709.