

UC Berkeley

UC Berkeley Previously Published Works

Title

Supramolecular Host-Selective Activation of Iodoarenes by Encapsulated Organometallics

Permalink

<https://escholarship.org/uc/item/6952g95k>

Journal

Journal of the American Chemical Society, 141(4)

ISSN

0002-7863

Authors

Bender, Trandon A
Morimoto, Mariko
Bergman, Robert G
et al.

Publication Date

2019-01-30

DOI

10.1021/jacs.8b11842

Peer reviewed



Published in final edited form as:

J Am Chem Soc. 2019 January 30; 141(4): 1701–1706. doi:10.1021/jacs.8b11842.

Supramolecular Host-Selective Activation of Iodoarenes by Encapsulated Organometallics

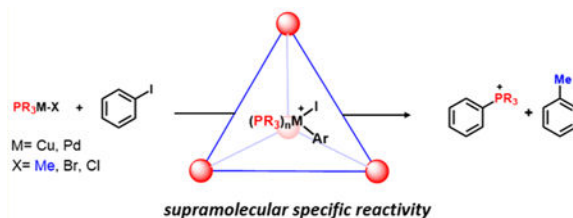
Trandon A. Bender[‡], Mariko Morimoto[‡], Robert G. Bergman^{*}, Kenneth N. Raymond^{*}, F. Dean Toste^{*}

Chemical Sciences Division, Lawrence Berkeley National Laboratory, and Department of Chemistry, University of California, Berkeley, California 94720, United States

Abstract

Supramolecular hosts offer defined micro-environments that facilitate selective host-guest interactions, enabling reactivity that would otherwise be challenging in bulk solution. While impressive rate enhancements and selectivities have been reported, similar reactivity can often be accessed through modifications of reaction conditions even in the absence of the host. We report here an oxidative addition of aryl halides across the metal centers in Cu(I) and Pd(II) organometallics that is assisted by the presence of a supramolecular host, realized via electrostatic stabilization and increased local substrate concentrations. When reaction conditions were screened to assess background reactivity, alternative reactivity (typically decomposition) resulted, indicating that encapsulation led to host-selective reaction trajectories.

Graphical Abstract



INTRODUCTION

Advances made at the interface of organometallic chemistry and microenvironment catalysis have broadened the scope and relevance of supramolecular strategies in synthetic chemistry.^{1–11} Notable examples include allylic alcohol isomerizations,^{12,13} hydroformylations,^{14,15} and alkyne hydrations.¹⁶ However, examples of transformations that are supramolecular

^{*}Corresponding Authors rbergman@berkeley.edu. ^{*} raymond@socrates.berkeley.edu. ^{*} fdtoste@berkeley.edu.

[‡]T. A. Bender and M. Morimoto contributed equally.

ASSOCIATED CONTENT

Supporting Information

The Supporting Information is available free of charge on the ACS Publications website at DOI:<https://10.1021/jacs.8b11842>.

General synthetic procedures, ESI-MS data, and characterization of new compounds (PDF)

The authors declare no competing financial interest.

host-selective are rare in a growing field, where applications typically involve accelerating reaction rates and/or improving selectivities from those conducted in bulk solution. For example, we have previously shown that the M_4L_6 Raymond tetrahedron (**1**) accelerates the reductive elimination of ethane from a $Au(III)$ complex by more than a million-fold (Figure 1).⁹

Despite the impressive rate acceleration achieved with **1**, reductive eliminations from high-valent gold complexes have been shown to proceed at a comparable rate even in the absence of the host. Thus, overcoming background reactivity is one of the most challenging aspects in organometallic transformations promoted by supramolecular hosts. Similar reactivity in the absence of supramolecular influence indicates that the host remains selective for a lowest energy reaction pathway. Therefore, demonstrating a transformation in which the host not only accelerates but alters the lowest energy reaction pathway from that in bulk solution would be an intriguing step forward for the field, as very few examples are known.¹⁷

The dearth of examples where a supramolecular host “turns on” distinct reactivity for an organometallic transformation presents an opportunity to identify a reaction that is typically not facile under traditional organic and host (aqueous) conditions. Moreover, modifying reaction conditions (elevated temperature, additives, etc.) to assess divergent reactivity would further demonstrate that the selected reaction is a cage-specific transformation. Although not obvious *a priori*, we discovered that the $Cu(I)/(III)$ ¹⁸ and $Pd(II)/(IV)$ ¹⁹ oxidative addition/reductive elimination cycles with iodoarenes are excellent candidates to perform such an investigation.

RESULTS AND DISCUSSION

We first investigated the ability of a simple 1,2-bis-(dimethylphosphino)ethane (DMPE)-copper complex ((DMPE)CuBr, **2**; Scheme 1) to undergo iodoarene carbon—iodine oxidative addition. Although this copper—phosphine complex is an atypical catalyst for traditional Ullmann-type coupling reactions, it proved to be an ideal species for this investigation due to its high stability under aqueous conditions, which arises from its low solubility in water. In contrast, the amine-ligated analogues rapidly disproportionated in aqueous media, rendering direct comparison between the host-mediated system and the potential background organometallic reaction spectroscopically challenging. Due to the low solubility of **2**, no reactivity was observed upon combination with iodobenzene in water, even after long reaction times and heating. More interesting still is the lack of reactivity in conventional organic solvents (such as methylene chloride and acetonitrile), where both **2** and iodobenzene are fully soluble.

Given these negative controls in both aqueous and organic media, we sought to determine if reactivity was possible under the influence of supramolecular host **1**. It has been demonstrated previously that **1** functions as a halide abstractor toward neutral organometallics, promoting encapsulation of the resulting cationic species.¹⁰ Combining a small excess of **2** with **1** resulted in a heterogeneous mixture. Removal of remaining solid by filtration after 30 min yielded a 1:1 host:guest complex, as indicated by diagnostic upfield shifted resonances for encapsulated **3** (Figure 2a).

Addition of iodobenzene to **3** resulted in new upfield shifts in the ^1H NMR spectrum corresponding to simultaneous encapsulation of the copper complex and iodobenzene (**I**, Figure 2b).^{20–22} Over the course of 12 h at room temperature, full conversion of the starting material to a new product was observed with concomitant loss of symmetry in both encapsulated **3** and the host (Figure 2c). A 2D NOESY experiment of the product indicated correlation between the aromatic peaks and one set of DMPE methyl peaks. This observation provided initial support for copper phosphonium **4**, where an aryl-dimethylphosphonium ion had formed at one phosphine, while the other remained coordinated to the copper center (by analogy to the $\{^1\text{H}\}^{31}\text{P}$ shift of the starting material).²³ Further evidence of an aryl phosphonium copper(I) species was obtained by independently preparing ethyldimethyl (phenyl)phosphonium **5** (see Supporting Information, p S6) and subjecting it to the M_4L_6 assembly. The $\{^1\text{H}\}^{31}\text{P}$ NMR shift of the encapsulated phosphonium **5** was identical to that of one of the phosphine signals of the asymmetric DMPE backbone of aryl phosphonium copper species **4**. Lastly, electrospray ionization mass spectrometry (ESI-MS) confirmed encapsulated **4**, predominantly detected in the -3 and -4 charge states (see Supporting Information, p S22), verifying that the species is monocationic, with the iodide (from iodobenzene) still ligated to copper.

While the resulting Cu(I)—I phosphonium product (**4**) was unexpected, it implies room-temperature carbon—iodine oxidative addition with encapsulated **3** followed by rapid aryl—phosphine reductive elimination via a putative Cu(III) intermediate (**II**, Scheme 1). Lack of reactivity in control studies indicated that reaction progress is specific to cage **1** and raises the question as to the exact role of the host in this transformation and whether the same reactivity could be observed with an exogenous halide abstractor. To this end, sodium tetrakis[3,5-bis(trifluoromethyl)phenyl]borate (NaBAR^{F}) was investigated as a model halide abstractor for this transformation (Table 1).

Copper complex **2**, iodobenzene, and 2 equiv of NaBAR^{F} were combined in water. The solubility of the starting complex improved slightly, and monitoring over extended times resulted in trace **4** by $\{^1\text{H}\}^{31}\text{P}$ NMR, while no reactivity was observed with addition of NaBAR^{F} to **2** in acetonitrile. A mixture of products was observed when the reaction was conducted in dichloromethane; however, after removal of solvent from this reaction and addition of **1** in D_2O , no encapsulated phosphonium species were observed, suggesting that **4** was not present in the crude reaction mixture. Furthermore, addition of 2 equiv of iodobenzene to DMPE in refluxing benzene resulted in no reactivity over extended reaction times, verifying the participation of copper in phosphonium formation. Taken together, these data demonstrate that host **1** is uniquely selective for this transformation and different approaches result in either trace to no conversion or nonproductive (decomposition) reactivity.

To further explore the generality of the above reactivity, additional substrates were screened for oxidative addition/reductive elimination with encapsulated **3**. This screening indicated that stabilization of Cu(I) cation **3** within **1** was not the only factor responsible for the observed reactivity. For instance, oxidative addition with aryl halide substrates bearing *para*-electron-donating and -withdrawing substituents gave no conversion (Table 2, entries 2, 3). Insight was gleaned, however, upon investigating iodotoluene substrates (Table 2, entries 4–

6). Combining *para*-iodotoluene with encapsulated **3** did not result in coencapsulation or new reactivity, as evidenced by ^1H NMR spectroscopy. Coencapsulation of *meta*-iodotoluene was also not observed; however, starting material was slowly consumed and resulted in the formation of the analogous phosphonium product with heating (50 °C, 12 h), suggesting that this substrate undergoes rapid ingress/egress²⁴. *ortho*-Iodotoluene showed coencapsulation as observed with iodobenzene, but no subsequent reactivity at room temperature. As with *meta*-iodotoluene, warming the reaction mixture resulted in full conversion to the analogous phosphonium salt.

From this it is found that in the case of *para*-substituted iodotoluenes (Table 2, entries 3 and 4) no Michaelis complex is observed along with no detectable conversion due either to poor guest encapsulation or to steric encumbrance of the elongated substrate. Furthermore, *meta*-iodotoluene (Table 2, entry 4) reacts sluggishly (12 h at 50 °C) without the observation of a Michaelis complex, indicating more favorable exchange or steric profile. However, when a defined Michaelis complex is observed, reactivity under mild conditions (12 h at RT) proceeds as in the case of iodotoluene. An exception is when substrate steric hindrance occurs, as is the case with *ortho*-iodotoluene, requiring more forcing conditions (12 h at 50 °C).

This reactivity is congruent with previous reports demonstrating that two substrate molecules of iodobenzene and *ortho*-iodotoluene encapsulate within **1**, whereas only a single molecule of *meta*- and *para*-iodotoluene can be accommodated, consistent with the hypothesis that reactivity is specific to strongly bound guests.²⁵ Furthermore, it is worth noting that although *para*-iodotoluenes are more reactive toward oxidative addition than *ortho*-iodotoluenes under traditional organic conditions, this trend is reversed under host-mediated conditions. Confinement within the host thus not only enables iodoarene activation under unusually mild conditions but also gives rise to atypical selectivities due to differential guest binding.

In light of these results, we sought to demonstrate that host stabilization of a cationic organometallic species in the presence of a good organic guest could facilitate another transformation contingent upon the presence of **1**. The Pd(II)/Pd(IV) oxidative addition/reductive elimination cycle with iodoarenes was selected as a challenging but interesting manifold to investigate. Initial studies were conducted with (DMPE)Pd(II)MeCl, which, analogously to Cu complex **2**, was quantitatively encapsulated within the host as the monocationic species (see Supporting Information, p 7). Upon addition of iodobenzene to the host-encapsulated DMPE Pd(II)Me cation, rapid conversion of the encapsulated species was observed by ^1H NMR spectroscopy. Analysis of the extracted reaction mixture revealed trace amounts of toluene, a product expected from oxidative addition/reductive elimination of the methyl and aryl ligands. The control reaction in the absence of host, however, demonstrated significant background reactivity, presumably due to solubility and stability of (DMPE)Pd(II)MeCl in water. Attributing this stability to the strongly coordinating bidentate phosphine ligands, monodentate PEt_3 Pd dimer **6** was investigated.

The lack of solubility of **6** in water resulted in no reactivity with iodobenzene in a background control reaction. Utilization of a halide abstractor (NaBAR^{F}) resulted in rapid

decomposition to palladium black with no iodobenzene activation. Despite significantly improved solubility in dichloromethane, no reaction was observed between iodobenzene and **6**, and heating (100 °C) eventually resulted in decomposition. Addition of a halide abstractor to the reaction mixture in dichloromethane resulted in rapid decomposition, which again precluded reactivity with iodobenzene (Table 3).

Combining palladium dimer **6** with the host provided quantitative encapsulation of a unique monomeric cationic Pd species **7** (Figure 3a). In analogy to our observations using Cu complex **2**, it is proposed that dimer cleavage and palladium uptake by the host occurs with concomitant loss of chloride to yield a stabilized palladium cation, which is presumably solvated within the host. Upon addition of iodobenzene (5 equiv), encapsulated **7** was consumed, and two distinct species formed. The identity of the products, **8** and **9**, was verified by direct analogy to authentically prepared phosphonium salts. The generation of these products is indicative of iodoarene oxidative addition and subsequent Csp³-P or Csp²-P reductive elimination to give **8** and **9**, respectively. In addition to phosphonium products, toluene was detected by ¹H NMR spectroscopy and GC/MS analysis upon workup, thus supporting the intermediacy of a putative Pd(IV) complex that can also undergo Csp²-Csp³ reductive elimination.

As the Pd(0)/Pd(II) redox cycle may also be a possible mechanism for the production of the species observed above, additional control experiments were performed to determine if this cycle was operative. Generation of encapsulated **8** and palladium black occurs without the addition of iodobenzene over extended times. Since reductive elimination provides a source of Pd(0) that, although very insoluble, could result in Pd(0) reactivity and subsequent product formation, additional control experiments were performed. A sample of **7** was allowed to stand for 24 h, yielding full conversion of the starting material to Pd(0) and encapsulated **8**. Introduction of iodobenzene to this mixture resulted in no formation of **9**, and only residual iodobenzene was detected by ¹H-NMR or GC/MS analysis, suggesting that oxidative addition/reductive elimination is occurring within host **1** from a Pd(II) species.

In conclusion, the ability of supramolecular host **1** to stabilize a reactive cationic organometallic in the presence of a well-encapsulated iodoarene guest has demonstrated reactivity that occurs selectively within the host cavity. The observation that oxidative addition with simple Cu(I) and Pd(II) salts occurs under mild conditions in water illustrates that supramolecular cages can provide access to host-selective reaction trajectories.

Supplementary Material

Refer to Web version on PubMed Central for supplementary material.

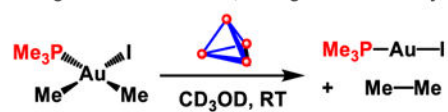
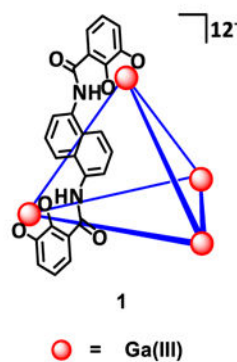
ACKNOWLEDGMENTS

This research was supported by the Director, Office of Science, Office of Basic Energy Sciences, and the Division of Chemical Sciences, Geosciences, and Bioscience of the U.S. Department of Energy at Lawrence Berkeley National Laboratory (Grant No. DE-AC02-05CH11231) and a NIH Postdoctoral Fellowship to T.A.B. (Grant No. 1F32GM129933-01). The Advanced Light Source is supported by the Director, Office of Science, Office of Basic Energy Sciences, of the U.S. Department of Energy under Contract No. DE-AC02-05CH11231. We gratefully thank Dr. Rita V. Nichiporuk for her expertise and guidance in electrospray mass spectrometry of metal—ligand complexes and Dr. Michael W. Mara for XAS measurements.

REFERENCES

- (1). Slagt VF; Reek JNH; Kamer PCJ; van Leeuwen PWNM Assembly of Encapsulated Transition Metal Catalysts. *Angew. Chem., Int. Ed.* 2001, 40, 4271–4274.
- (2). Jans ACH; Gómez-Suárez A; Nolan SP; Reek JNH A Switchable Gold Catalyst by Encapsulation in a Self-Assembled Cage. *Chem. - Eur. J.* 2016, 22, 14836–14839. [PubMed: 27542162]
- (3). Horiuchi S; Murase T; Fujita M Novel Trapping and Stabilization of Dinuclear Ruthenium Complexes Within a Coordination Cage. *J. Am. Chem. Soc.* 2011, 133, 12445–12447. [PubMed: 21780782]
- (4). Horiuchi S; Murase T; Fujita M A Remarkable Organo-metallic Transformation on a Cage-Incarcerated Dinuclear Ruthenium Complex. *Angew. Chem. Int. Ed.* 2012, 51, 12029–12031.
- (5). Daubignard J; Detz RJ; Jans ACH; de Bruin B; Reek JNH Rational Optimization of Supramolecular Catalysts for the Rhodium-Catalyzed Asymmetric Hydrogenation Reaction. *Angew. Chem., Int. Ed.* 2017, 56, 13056–13060.
- (6). Hapiot F; Tilloy S; Monflier E Cyclodextrins as Supra-molecular Hosts for Organometallic Complexes. *Chem. Rev.* 2006, 106, 767–781. [PubMed: 16522008]
- (7). Merlau ML; Mejia M; del P; Nguyen ST; Hupp JT Artificial Enzymes Formed Through Directed Assembly of Molecular Square Encapsulated Epoxidation Catalysts. *Angew. Chem., Int. Ed.* 2001, 40, 4239–4242.
- (8). Fiedler D; Leung DH; Bergman RG; Raymond KN Selective Molecular Recognition, C—H bond activation, and Catalysis in Nanoscale Reaction Vessels. *Acc. Chem. Res.* 2005, 38, 349–358. [PubMed: 15835881]
- (9). Kaphan DM; Levin MD; Bergman RG; Raymond KN; Toste FD A Supramolecular Microenvironment Strategy for Transition Metal Catalysis. *Science* 2015, 350, 1235–1238. [PubMed: 26785485]
- (10). Wang ZJ; Brown CJ; Bergman RG; Raymond KN; Toste FD Hydroalkoxylation Catalyzed by a Gold(I) Complex Encapsulated in a Supramolecular Host. *J. Am. Chem. Soc.* 2011, 133, 7358–7360. [PubMed: 21517023]
- (11). Otte M Size-Selective Molecular Flasks. *ACS Catal.* 2016, 6, 6491–6510.
- (12). Leung DH; Bergman RG; Raymond KN Highly Selective Supramolecular Catalyzed Allylic Alcohol Isomerization. *J. Am. Chem. Soc.* 2007, 129, 2746–2747. [PubMed: 17302420]
- (13). Brown CJ; Miller GM; Johnson MW; Bergman RG; Raymond KN High-Turnover Supramolecular Catalysis by a Protected Ruthenium(II) Complex in Aqueous Solution. *J. Am. Chem. Soc.* 2011, 133, 11964–11966. [PubMed: 21736357]
- (14). García-Simón C; Gramage-Doria R; Raoufoghaddam S; Parella T; Costas M; Ribas X; Reek JNH Enantioselective Hydroformylation by a Rh-Catalyst Entrapped in a Supramolecular Metallocage. *J. Am. Chem. Soc.* 2015, 137, 2680–2687. [PubMed: 25632976]
- (15). Dydio P; Detz RJ; de Bruin B; Reek JNH Beyond Classical Reactivity Patterns: Hydroformylation of Vinyl and Allyl Arenes to Valuable β - and γ -Aldehyde Intermediates Using Supra-molecular Catalysis. *J. Am. Chem. Soc.* 2014, 136, 8418–8429. [PubMed: 24841256]
- (16). Cavarzan A; Scarso A; Sgarbossa P; Strukul G; Reek JNH Supramolecular Control on Chemo- and Regioselectivity via Encapsulation of (NHC)-Au Catalyst Within a Hexameric Self-Assembled Host. *J. Am. Chem. Soc.* 2011, 133, 2848–2851. [PubMed: 21319822]
- (17). For a selection of organic reactions with dependence on a supramolecular host, see: (a) Dalton DM; Ellis SR; Nichols EM; Mathies RA; Toste FD; Bergman RG; Raymond KN Supramolecular Ga₄L612— Cage Photosensitizes 1,3-Rearrangement of Encapsulated Guest via Photoinduced Electron Transfer. *J. Am. Chem. Soc.* 2015, 137, 10128–10131. [PubMed: 26256754] (b) Wu NW; Rebek J Cavitands as Chaperones for Monofunctional and Ring-Forming Reactions in Water. *J. Am. Chem. Soc.* 2016, 138, 7512–7515. [PubMed: 27259017] (c) Shi Q; Masseroni D; Rebek J Macrocyclization of Folded Diamines in Cavitands. *J. Am. Chem. Soc.* 2016, 138, 10846–10848. [PubMed: 27529442] (d) Mosca S; Yu Y; Gavette JV; Zhang KD; Rebek J A Deep Cavitand Templates Lactam Formation in Water. *J. Am. Chem. Soc.* 2015, 137, 14582–14585. [PubMed: 26540097] (e) Masseroni D; Mosca S; Mower MP; Blackmond DG; Rebek J Cavitands as Reaction Vessels and Blocking Groups for Selective Reactions in Water. *Angew. Chem., Int.*

- Ed. 2016, 55, 8290–8293.(f)Kaphan DM; Toste FD; Bergman RG; Raymond KN Enabling New Modes of Reactivity via Constrictive Binding in a Supramolecular-Assembly-Catalyzed Aza-Prins Cyclization. *J. Am. Chem. Soc.* 2015, 137, 9202–9205. [PubMed: 26176416]
- (18). For a recent review on Ullmann coupling, see: Sambiasco C; Marsden SP; Blacker AJ; McGowan PC. Copper Catalysed Ullmann Type Chemistry: From Mechanistic Aspects to Modern Developments. *Chem. Soc. Rev.* 2014, 43, 3525–3550. For an example of an Ullmann coupling under mild conditions, see: Morimoto, H.; Tsubogo, T.; Litvinas, N. D.; Hartwig, J. F. A Broadly Applicable Copper Reagent for Trifluoromethylations and Perfluoroalkylations of Aryl Iodides and Bromides. *Angew. Chem., Int. Ed.* 2011, 123, 3793–3798. [PubMed: 24585151]
- (19). For select examples of similar Pd(II)/(IV) systems featuring oxidative addition of an aryl halide see:(a) Faccini F; Motti E; Catellani M. A New Reaction Sequence Involving Palladium-Catalyzed Unsymmetrical Aryl Coupling. *J. Am. Chem. Soc.* 2004, 126, 78–79. [PubMed: 14709068] (b)Sehnal P; Taylor RJK; Fairlamb IJS. Emergence of Palladium(IV) Chemistry in Synthesis and Catalysis. *Chem. Rev.* 2010, 110, 824–889. [PubMed: 20143876]
- (20). Detection of coencapsulated iodobenzene and copper species 3 proved challenging due to exchange and faster reaction times. However, direct NOE correlation of an analogous substrate, ortho-iodotoluene, and copper species 3 was observed. See Supporting Information for experimental details.
- (21). Kohyama Y; Murase T; Fujita M Metal-Organic Proximity in a Synthetic Pocket. *J. Am. Chem. Soc.* 2014, 136, 2966–2969. [PubMed: 24512535]
- (22). Leenders SHAM; Becker R; Kumpulainen T; de Bruin B; Sawada T; Kato T; Fujita M; Reek JNH Selective Co-Encapsulation Inside an M_6L_4 Cage. *Chem. - Eur. J* 2016, 22, 15468–15474. [PubMed: 27624751]
- (23). For select examples of copper-mediated C—P bond formations see:(a)Blons C; Duval M; Delcroix D; Olivier-Bourbigou H.; Mallet-Ladeira S.; Carrizo EDS; Miqueu K; Amgoune A; Bourissou D. Formation of a peri-Bridged Phosphino-Naphthalene by Cu-Mediated Phosphine-Aryl Coupling. *Chem. - Eur. J.* 2018, 24, 11922–11925. [PubMed: 29846985] (b)Gelman D; Jiang L; Buchwald SL Copper-Catalyzed C—P Bond Construction via Direct Coupling of Secondary Phosphines and Phosphites with Aryl and Vinyl Halides. *Org. Lett.* 2003, 5, 2315–2318. [PubMed: 12816437] For a review of metal-mediated C—P bond formations see:(c)Tappe FMJ; Trepohl VT; Oestreich M Transition-Metal-Catalyzed CP Cross-Coupling Reactions. *Synthesis* 2010, 2010, 3037–3062.
- (24). Kang J; Rebek J Acceleration of a Diels-Alder Reaction by a Self-assembled Molecular Capsule. *Nature* 1997, 385, 50–52. [PubMed: 8985245]
- (25). Hastings CJ; Pluth MD; Biroš SM; Bergman RG; Raymond KN Simultaneously Bound Guests and Chiral Recognition: A Chiral Self-Assembled Supramolecular Host Encapsulates Hydrophobic Guests. *Tetrahedron* 2008, 64, 8362–8367.

a. Supramolecular Host Catalyzed Reductive Elimination*- High rate acceleration, background reactivity***b. This Work: Host Mediated Oxidative Addition***-No observable background, substrate specific***Figure 1.**

(a) Previously reported cage-accelerated reductive elimination. (b) This work: cage-mediated oxidative addition of iodoarenes under mild conditions.

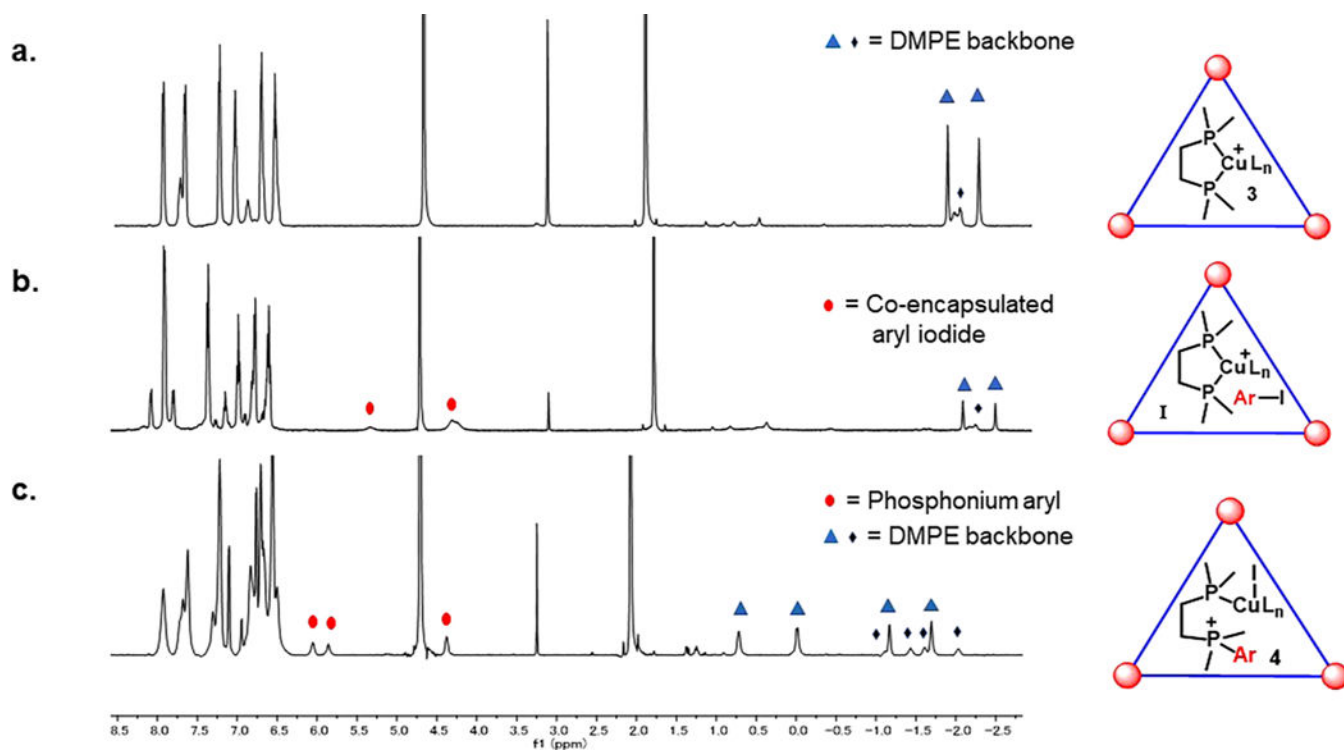
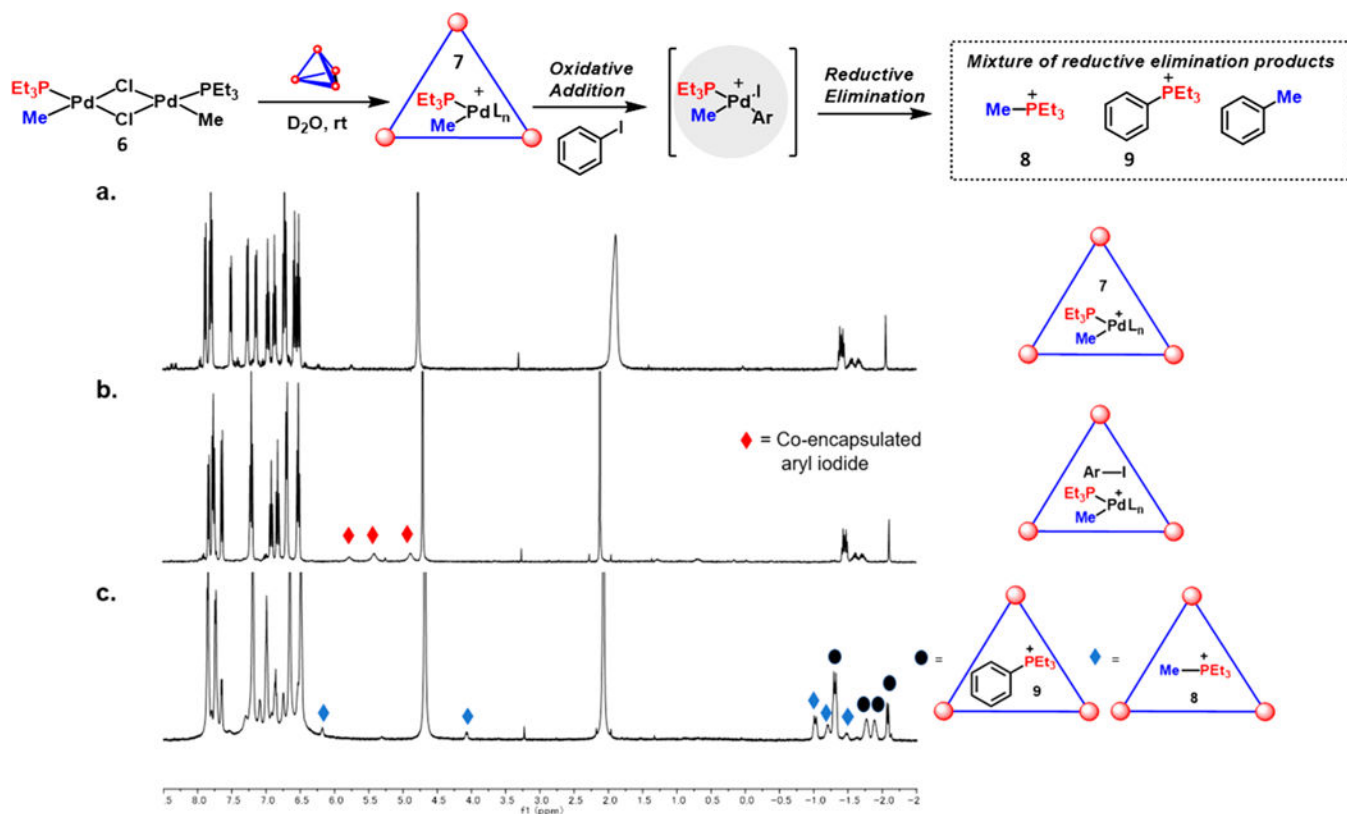
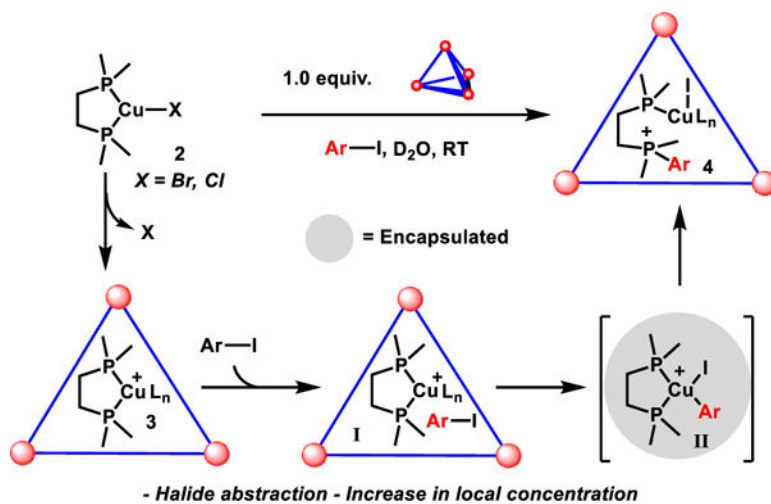


Figure 2. (a) Encapsulation of copper(I) complex 3 in a 1:1 host:guest ratio determined by ^1H NMR (500 MHz, 25 °C). (b) Coencapsulation of aryl iodide and 3.²⁰ (c) Encapsulated product 4 after oxidative addition and rapid reductive elimination of iodobenzene.

**Figure 3.**

(a) ^1H NMR analysis (500 MHz, 25 °C) of palladium(II) monomer **7** encapsulated in host **1**.

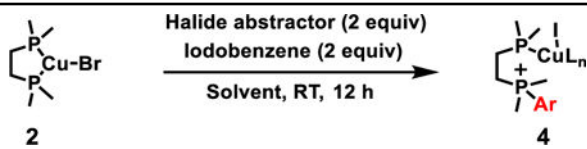
(b) Coencapsulation of aryl iodide and **7**. (c) ^1H NMR analysis after addition of iodobenzene, indicating encapsulation of phosphonium products **8** and **9**.



Scheme 1.
Proposed M_4L_6 -Mediated Mechanism for Formation of Asymmetric Aryl Phosphonium 4

Table 1.

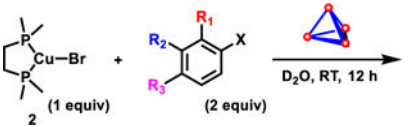
Reaction Conditions and Results for Control Experiments



entry	halide abstractor	solvent	product 4
1	NaBAR ^F	D ₂ O	trace
2		D ₂ O	no conversion
3	NaBAR ^F	DCM	complex mixture
4		DCM	no conversion
5	NaBAR ^F	MeCN	no conversion
6		MeCN	no conversion

Table 2.

Investigating Oxidative Addition Protocol with Alternative Substrates

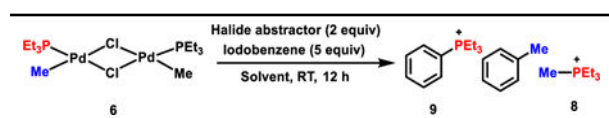


entry	X	R ₁	R ₂	R ₃	Michaelis complex/oxidative addition
1	Br	H	H	H	observed, no conversion
2	I	H	H	F	not observed, no conversion
3	I	H	H	OMe	not observed, no conversion
4	I	H	Me	H	not observed, full conversion ^a
5	I	H	H	Me	not observed, no conversion
6	I	Me	H	H	observed, full conversion ^a

^aReaction performed at 50°C.

Table 3.

Reaction Conditions and Results for Control Experiments



entry	halide abstractor	solvent	result
1	NaBAR ^F	D ₂ O	Pd(0), trace 8
2		D ₂ O	no conversion
3	NaBAR ^F	DCM	Pd(0), trace 8
4		DCM	no conversion