

Lawrence Berkeley National Laboratory

Recent Work

Title

NEUTRINO MASS LIMITS FROM THE $KL \rightarrow \pi^0 e^+ e^- \nu$ DECAY SPECTRA

Permalink

<https://escholarship.org/uc/item/65j9h8qn>

Author

Johnson, Rolland P.

Publication Date

1971-08-01

Paper contributed to the
Rochester APS Meeting,
August 30 - Sept. 2, 1971

LBL-4 9.2
Preprint

LAWRENCE RADIATION LABORATORY

27

DOCUMENTS SECTION

NEUTRINO MASS LIMITS FROM THE $K_L^0 \rightarrow \pi^\pm \ell \bar{\nu}$
DECAY SPECTRA

Rolland P. Johnson, Alan R. Clark, T. Elioff,
H. J. Frisch, G. Shen, Leroy T. Kerth, and W. A. Wenzel

August 2, 1971

AEC Contract No. W-7405-eng-48

TWO-WEEK LOAN COPY

*This is a Library Circulating Copy
which may be borrowed for two weeks.
For a personal retention copy, call
Tech. Info. Division, Ext. 5545*

31a
LAWRENCE RADIATION LABORATORY
UNIVERSITY of CALIFORNIA BERKELEY

LBL-4

ca

DISCLAIMER

This document was prepared as an account of work sponsored by the United States Government. While this document is believed to contain correct information, neither the United States Government nor any agency thereof, nor the Regents of the University of California, nor any of their employees, makes any warranty, express or implied, or assumes any legal responsibility for the accuracy, completeness, or usefulness of any information, apparatus, product, or process disclosed, or represents that its use would not infringe privately owned rights. Reference herein to any specific commercial product, process, or service by its trade name, trademark, manufacturer, or otherwise, does not necessarily constitute or imply its endorsement, recommendation, or favoring by the United States Government or any agency thereof, or the Regents of the University of California. The views and opinions of authors expressed herein do not necessarily state or reflect those of the United States Government or any agency thereof or the Regents of the University of California.

Paper contributed to the
Rochester Meeting of the A.P.S.
30 August - 2 September, 1971

LBL-4

NEUTRINO MASS LIMITS FROM THE $K_L^0 \rightarrow \pi^\pm \ell^\mp \nu$

DECAY SPECTRA

Rolland P. Johnson, Alan R. Clark, T. Elioff,
H. J. Frisch, G. Shen, Lercy T. Kerth, and W. A. Wenzel

Lawrence Berkeley Laboratory
University of California
Berkeley, California

August 2, 1971

ABSTRACT

A double magnetic spectrometer at the Bevatron has been used to study the low neutrino energy ends of the $K_L^0 \rightarrow \pi \mu \nu$ ($K_{\mu 3}$) and $K_L^0 \rightarrow \pi e \nu$ ($K_{e 3}$) decay spectra. The resolution of the apparatus and absolute invariant mass calibration were determined from $K_L^0 \rightarrow \pi^+ \pi^-$ events accumulated with the $K_{\mu 3}$ events. A partial analysis yields neutrino mass upper limits (90% C.L.) of 1.0 MeV for the muon neutrino and 1.1 MeV for the electron neutrino.

The results of a preliminary study of the K_{L3}^0 decay spectra and neutrino masses are reported here for two reasons. One is that the resulting muon neutrino mass limit is smaller than those previously published.¹ The other is to investigate the character of neutrinos produced in reactions involving a change in strangeness.

The data were accumulated during a search for the rare decays $K_L^0 \rightarrow \mu^+ \mu^-$, $e^+ e^-$ and $\mu^\pm e^\mp$. The results of the search and a description of the apparatus have been published.² A schematic of the apparatus is shown in Figure 1. The high transverse momentum ($\gtrsim 200$ MeV/c) required of each charged secondary enhanced the relative detection rate for K_{L3} events with low neutrino energy. The data sample used in this analysis represents about one third of the total accumulated with the evacuated decay volume.

The original invariant mass calculations were made with an effective length parameterization of the magnets. To achieve a better resolution and separate spurious events, all K_{L3} events with charged particle invariant masses above 490 MeV were re-evaluated after the trajectories had been integrated through the measured magnetic fields to improve the momentum resolution. One out of ten $K_{\pi\pi}$ events and one out of ten K_{L3} events in the invariant mass interval 475 to 490 MeV were subjected to the same procedure. The data reported here are from the re-evaluated sample.

As well as the usual data cuts to insure that the decays took place in the vacuum decay volume, two other requirements were used to reduce background. An event with a muon more than one range counter from its expected range was eliminated. Also, if a parent kaon when projected back from the vertex to the production target missed the target by more than 1 1/2", even when the missing neutrino momentum vector was assumed in the optimum direction, then the event was rejected.

Figure 2 shows the $K_{\pi\pi}$ invariant mass for the re-evaluated sample. This sample not only provides a worst-case measure of the invariant mass resolution of the apparatus (there are two pions which can decay in flight compared to one pion in the $K_{\ell 3}$ case) but it provides an absolute calibration for the invariant mass scale. That is, the fits to the $K_{\ell 3}$ invariant mass spectra do not depend on the measured value of the kaon's mass.

To compare the data with the expected distributions for massive neutrinos a Monte Carlo program was used to determine the detection efficiency of the apparatus. The results reported here are rather insensitive to the detection efficiency because the invariant mass intervals used in the fits are small; the detection efficiency for $K_{\ell 3}$ events with 10 MeV neutrino energy (center of mass) is about 75% of that for events at the zero neutrino energy end of the spectrum.

For these preliminary results, the $K_{\pi\pi}$ distribution has been used as the resolution function and has been folded in directly to the V-A predictions. Figure 3 shows the πe invariant mass spectrum from the K_{e3} events compared to the predicted curves for neutrino masses of 0 and 1.6 MeV. Except for the relative normalization there are no adjustable parameters. Figure 4 shows the χ^2 as a function of assumed neutrino mass; the 90% confidence level limit for the mass of the neutrino is 1.1 MeV. (The fits are somewhat better and the limit lower if a narrower $K_{\pi\pi}$ width is assumed.)

The $K_{\mu 3}$ events are known to have a background from the $K_{\pi\pi}$ events which have π decays upstream of the analyzing magnets. Figure 5 shows the $\pi\mu$ invariant mass distribution for well-identified $K_{\pi\pi}$ events with

one of the secondaries purposely identified as a muon. The $K_{\pi\pi}$ events which are not so easily identified as $K_{\pi\pi}$ events should produce a broader $\pi\mu$ spectrum than that shown in the figure. To choose a $\pi\mu$ invariant mass interval which has a minimum of background and is suitable for neutrino mass fits we have compared the fits for different choices of invariant mass interval. Figure 6 shows the χ^2 per degree of freedom as a function of the lower limit of the fit interval. The upper limit is 498 MeV.

Confidence levels are good for intervals starting at or above 493 MeV. Figure 7 shows the $\pi\mu$ invariant mass spectrum along with the V-A predictions for neutrino masses of 0. and 1.6 MeV normalized to the interval 493 to 498 MeV. Figure 8 shows the χ^2 distribution for fits in this interval as a function of neutrino mass. The 90% confidence level limit for the mass of the muon neutrino is 1.0 MeV.

We have examined the fits for dependence on K_{l3} form factors and radiative corrections. There are no significant changes even for large changes in the form factors and radiative correction cut-off parameter.

More precise results are expected with the addition of the rest of the data and with the use of a constrained event fitting program which should improve the invariant mass resolution significantly.

FIGURE CAPTIONS

- Fig. 1. Plan view of the apparatus. F and R are counter hodoscopes. H is a six counter array. T is a fast-timing counter. The spark chamber trigger required a charged particle on each side with transverse momentum greater than about 200 MeV/c.
- Fig. 2. Invariant mass distribution for dipion events. The parent kaon is required to miss the production target by less than 1 1/2".
- Fig. 3. Invariant mass for πe events compatible with K_{e3} decays. The solid curve is the V-A prediction for zero neutrino mass. The dashed curve corresponds to a neutrino mass of 1.6 MeV.
- Fig. 4. K_{e3} χ^2 distribution as a function of assumed neutrino mass.
- Fig. 5. $\pi\mu$ invariant mass distribution for purposely incorrectly identified $K_{\pi\pi}$ events.
- Fig. 6. Results of fits to the $\pi\mu$ invariant mass spectrum for different invariant mass intervals. The lower limit of the interval is the abscissa; the upper limit is always 493 MeV. The ordinate is the χ^2 per degree of freedom for the fit.
- Fig. 7. $\pi\mu$ invariant mass spectrum for events compatible with $K_{\mu 3}$ events. The solid curve is the V-A prediction for zero neutrino mass. The dashed curve corresponds to a neutrino mass of 1.6 MeV.
- Fig. 8. $K_{\mu 3}$ χ^2 distribution as a function of assumed neutrino mass.

FOOTNOTES

1. P.S.L. Booth, R.G. Johnson, E.G.H. Williams, and J. Wormald, Physics Letters 26B, 39 (1967).
2. R. Clark et al, Physical Review Letters 26, 1667, (1971).

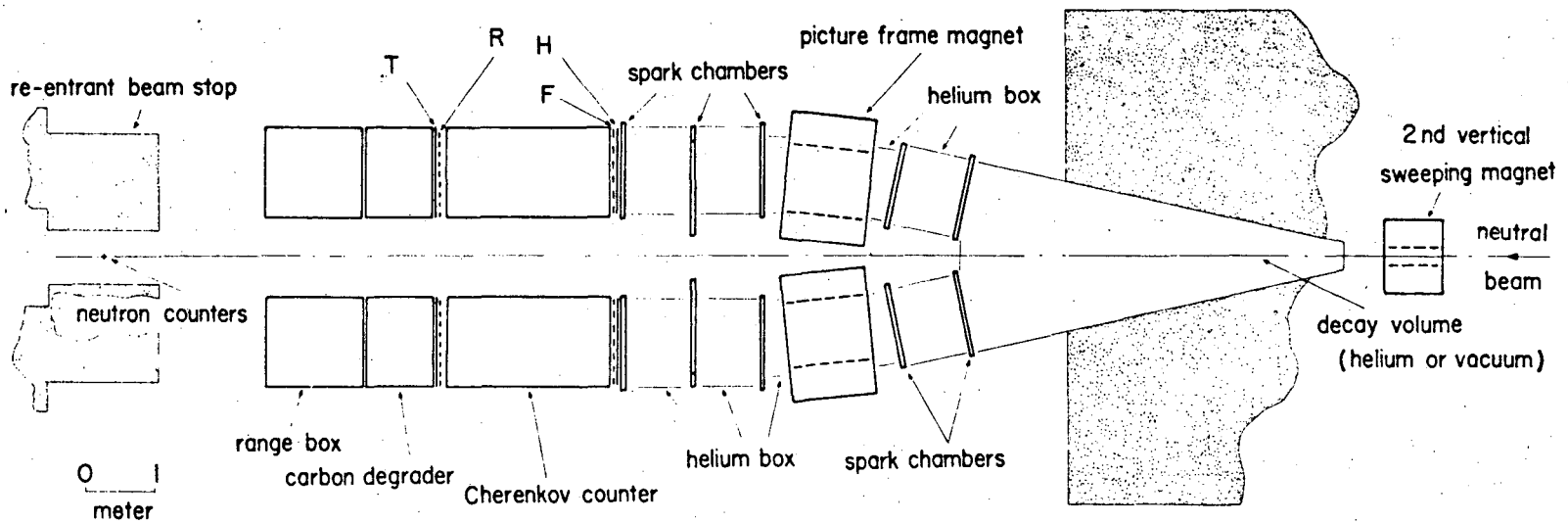


Fig. 1

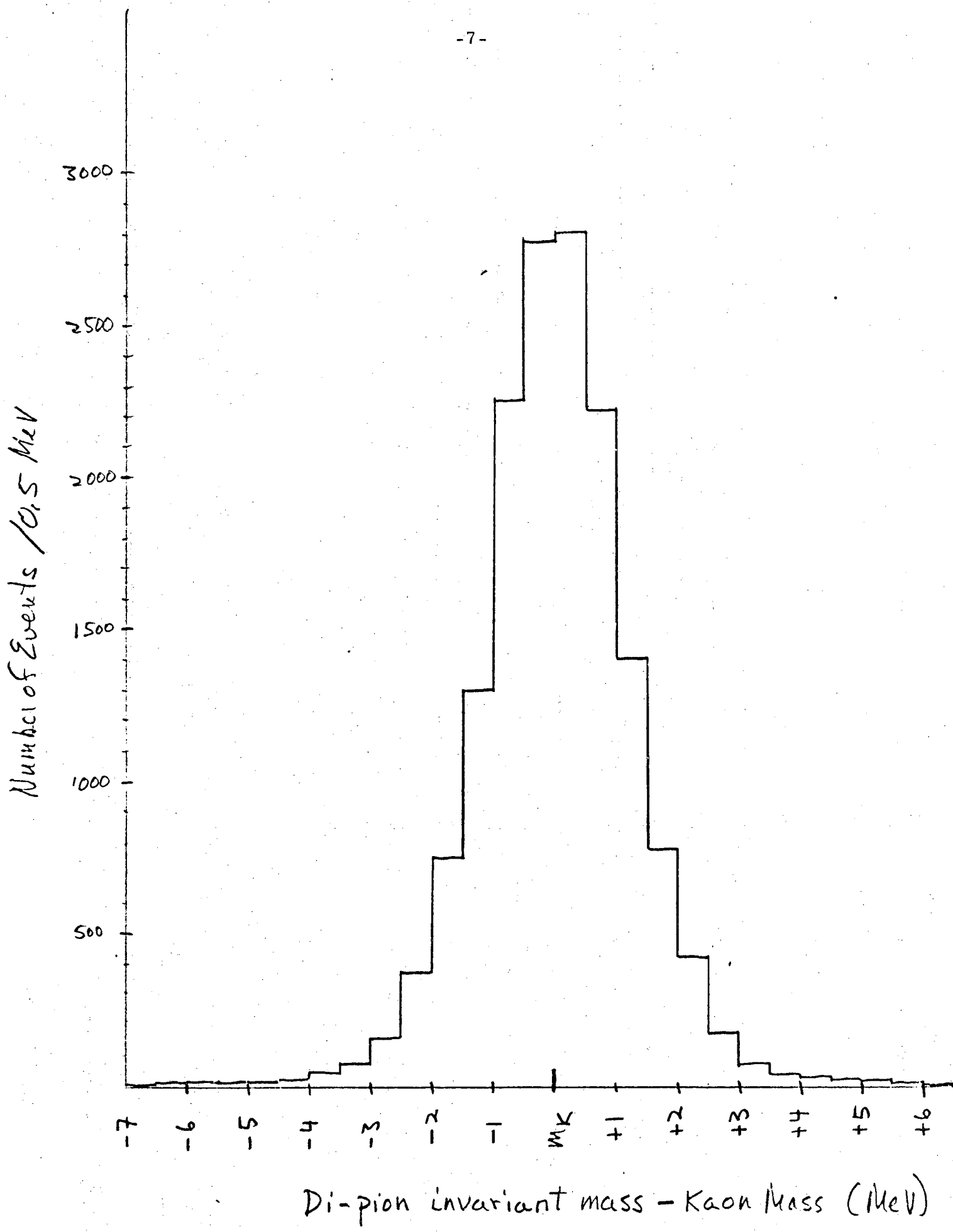


Figure 2

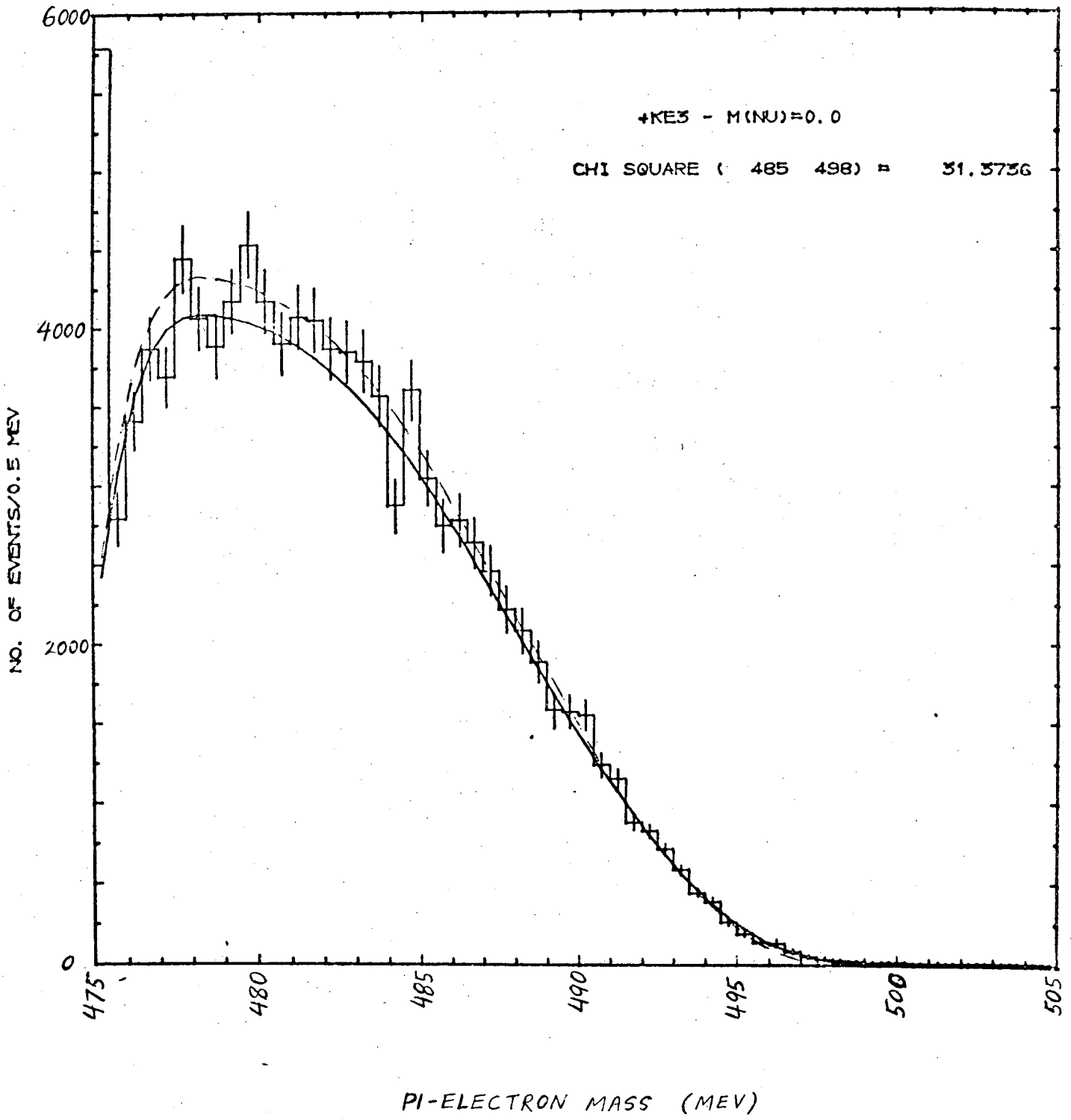


Figure 3

Figure 4

K_{e3} χ^2 distribution for
 $485 \leq m_{\pi e} \leq 498$ MeV
25 degrees of freedom

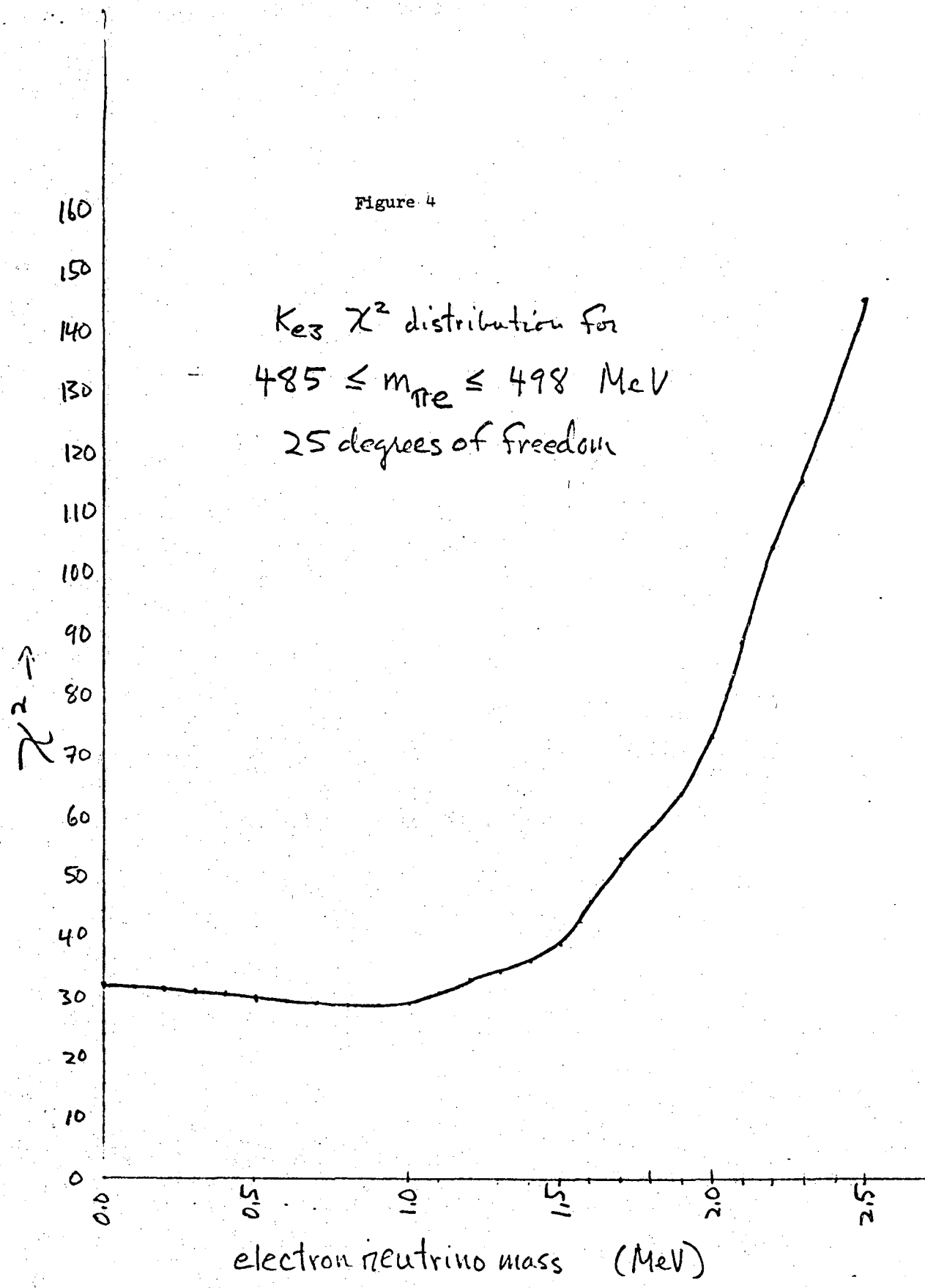
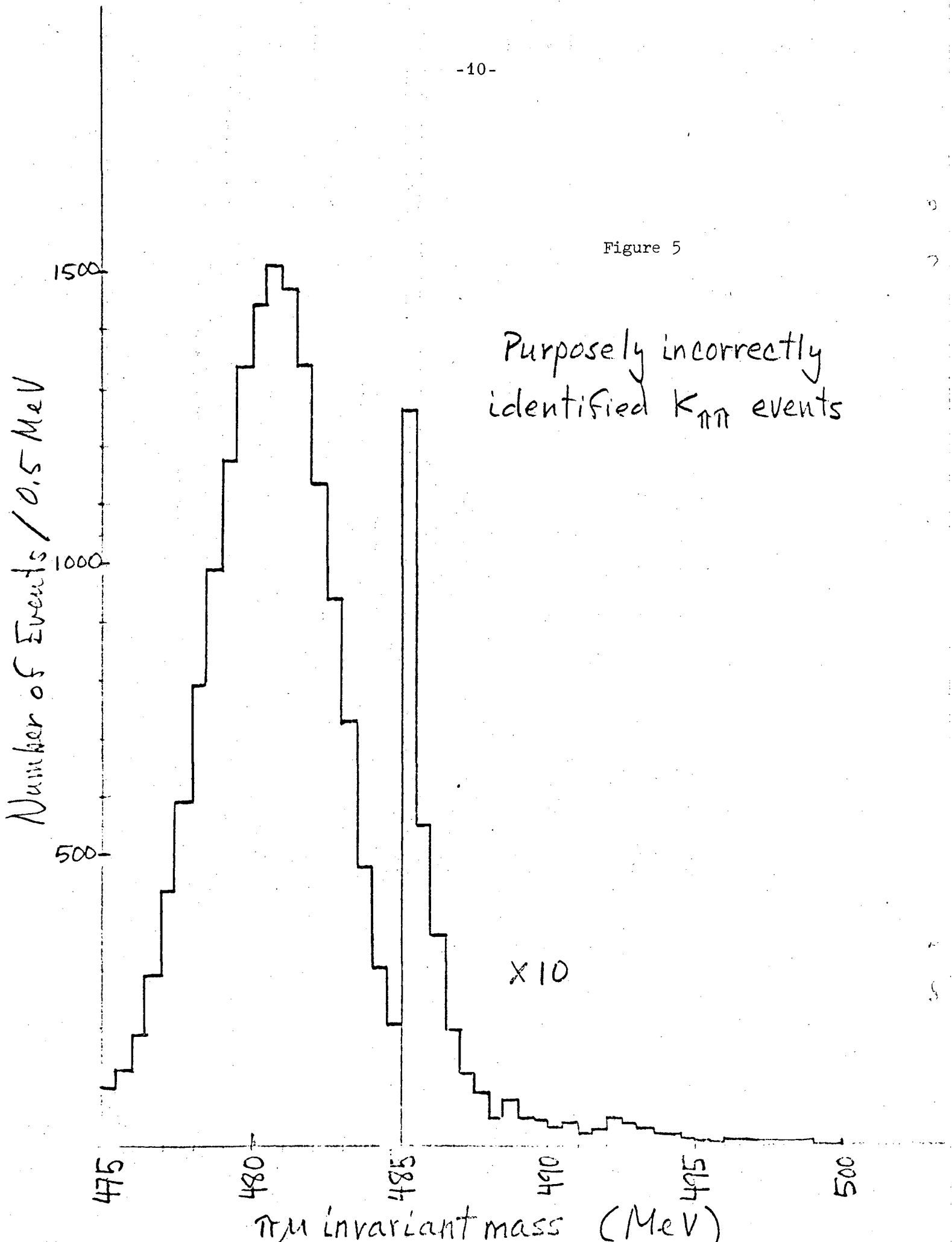


Figure 5



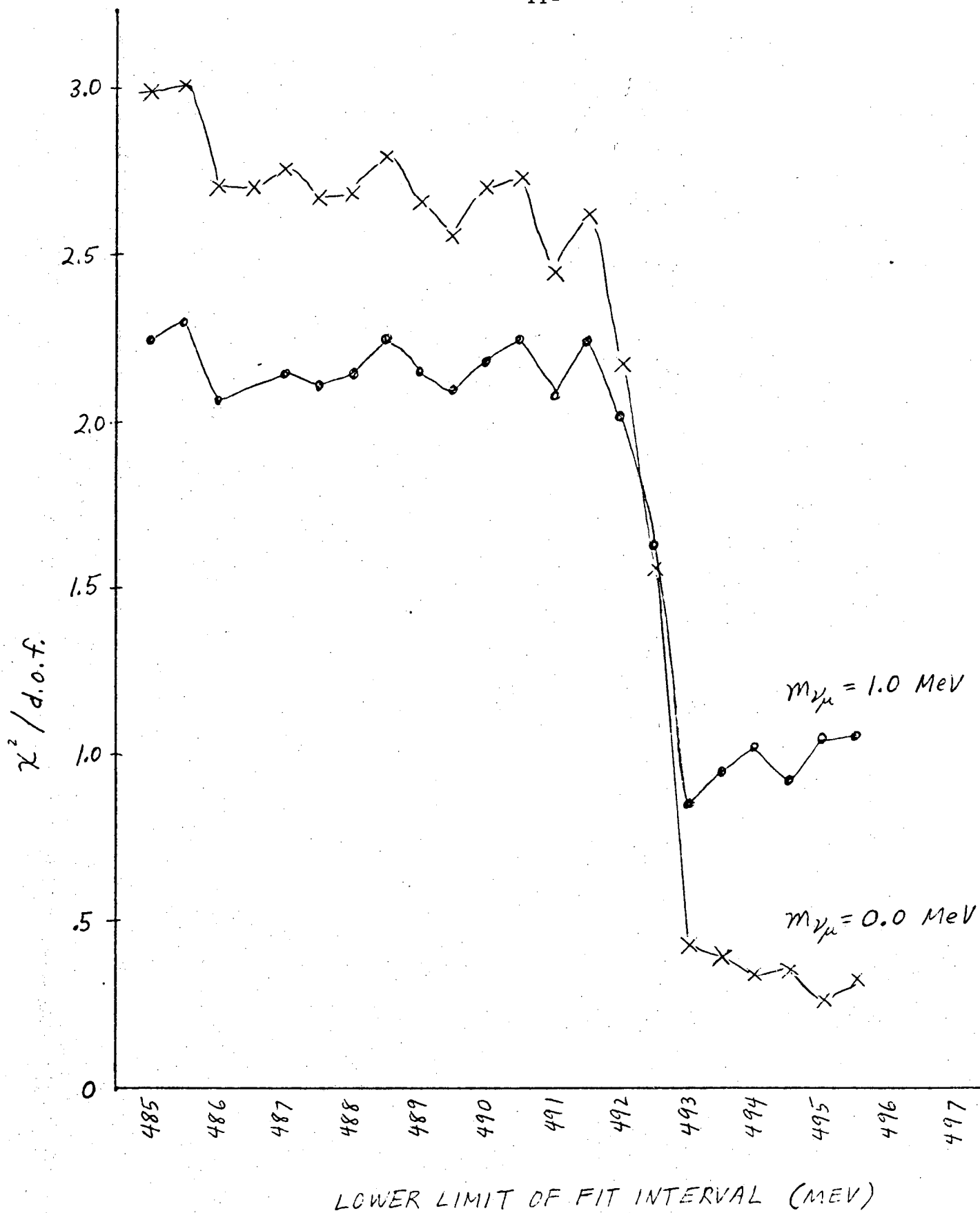


Figure 6

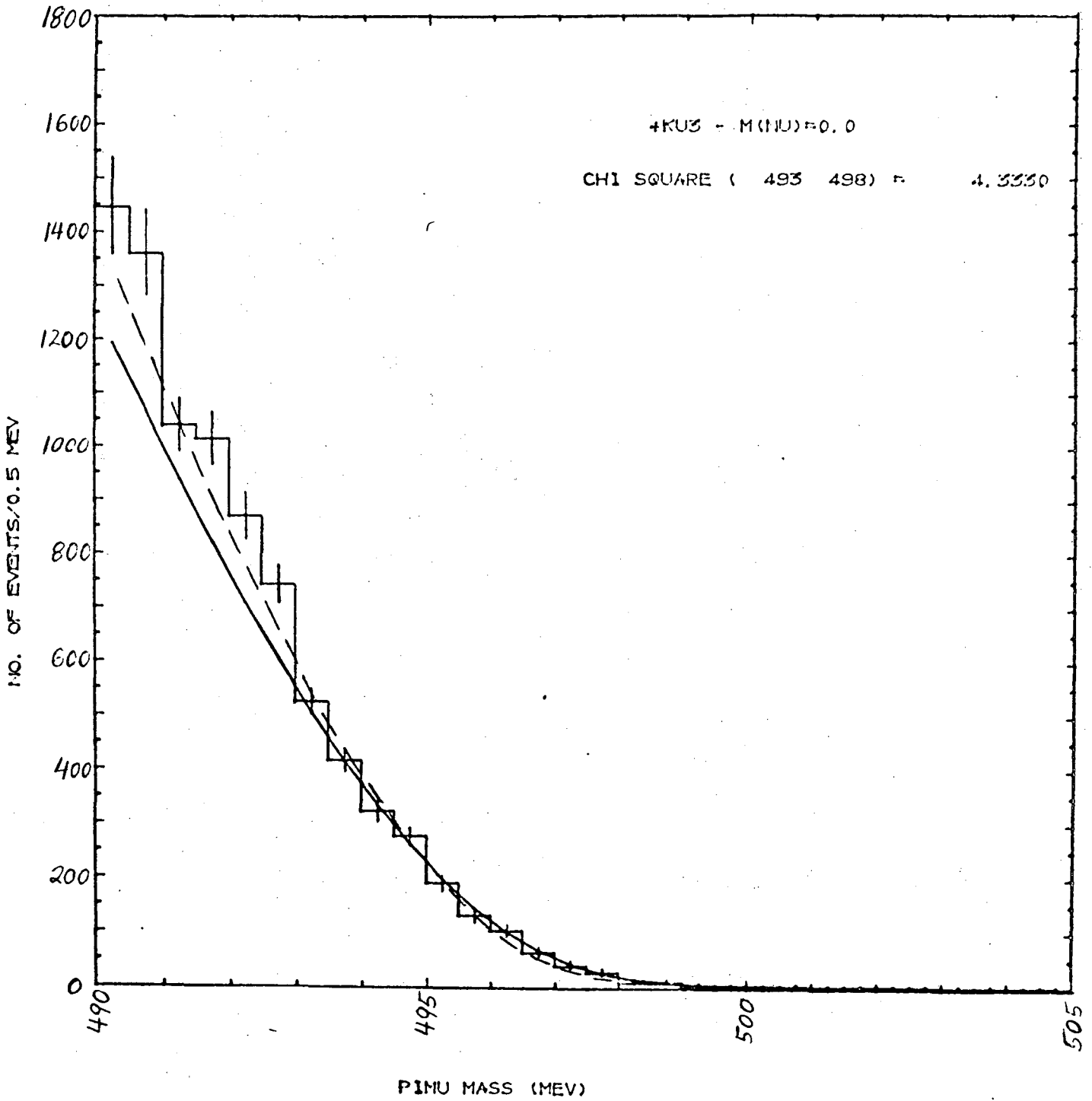
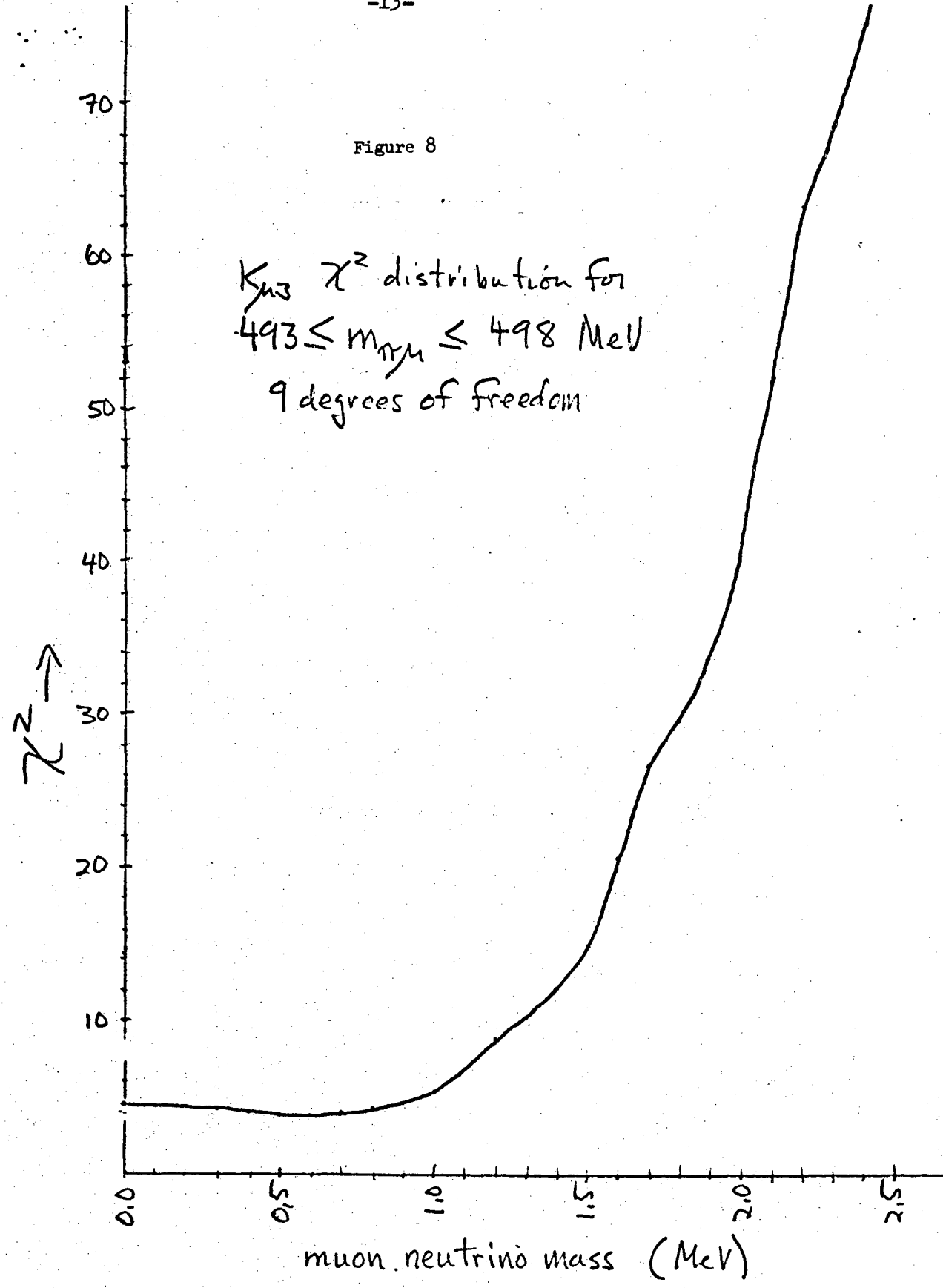


Figure 7

Figure 8

$K_{\mu 3}$ χ^2 distribution for
 $493 \leq m_{\mu\mu} \leq 498$ MeV
9 degrees of freedom



LEGAL NOTICE

This report was prepared as an account of work sponsored by the United States Government. Neither the United States nor the United States Atomic Energy Commission, nor any of their employees, nor any of their contractors, subcontractors, or their employees, makes any warranty, express or implied, or assumes any legal liability or responsibility for the accuracy, completeness or usefulness of any information, apparatus, product or process disclosed, or represents that its use would not infringe privately owned rights.

TECHNICAL INFORMATION DIVISION
LAWRENCE RADIATION LABORATORY
UNIVERSITY OF CALIFORNIA
BERKELEY, CALIFORNIA 94720