

# UC Irvine

## UC Irvine Previously Published Works

### Title

Evaluation of Online Training on the Prevention of Venous Thromboembolism

### Permalink

<https://escholarship.org/uc/item/62z857dg>

### Journal

Vascular and Endovascular Surgery, 45(2)

### ISSN

1538-5744

### Authors

Wolpin, Seth  
Lee, Jung-Ah  
Glenny, Robb W  
et al.

### Publication Date

2011-02-01

### DOI

10.1177/1538574410391281

### Copyright Information

This work is made available under the terms of a Creative Commons Attribution License, available at <https://creativecommons.org/licenses/by/4.0/>

Peer reviewed

# Evaluation of Online Training on the Prevention of Venous Thromboembolism

Vascular and Endovascular Surgery  
45(2) 146-156  
© The Author(s) 2011  
Reprints and permission:  
sagepub.com/journalsPermissions.nav  
DOI: 10.1177/1538574410391281  
http://ves.sagepub.com



Seth Wolpin, PhD, MPH<sup>1</sup>, Jung-Ah Lee, PhD<sup>2</sup>, Robb W. Glenny, MD<sup>3,4</sup>,  
Ann K. Wittkowsky, PharmD<sup>5,6</sup>, Fredric M. Wolf, PhD<sup>7</sup>, and  
Brenda K. Zierler, PhD<sup>1,7,8</sup>

## Abstract

**Introduction:** The integration of new evidence into clinical practice can be a prolonged process, with delays of years or even decades. One approach to speed this integration is through the use of online provider education. **Problem:** Venous thromboembolism (VTE) is a serious patient safety issue. Prevention requires coordinated care and adherence to evidence-based guidelines, supported by provider education. **Purpose:** This study reports how an interdisciplinary team developed and piloted an online provider training program for the prevention of VTE. **Hypothesis:** If providers use the online educational training, they will demonstrate increased mastery of key content areas related to VTE prophylaxis. **Methods:** We used a prospective test–retest study design in which medical residents and fellows served as their own controls. All participants were given a pretest followed by educational content and then a posttest. We also assessed 2 different types of learning content (ie, with and without case studies/questions) and randomized participants to each type prior to assessment. **Results:** Using the McNemar test we found a trend for knowledge gains related to VTE guidelines on the posttest for clinicians ( $n = 67$ ) with a 14.5% improvement in content mastery ( $P = .05$ , 2-tailed). We did not find any significant differences between training modalities. Clinicians overall reported high levels of satisfaction with the application. **Conclusion:** Our online education efforts indicate the potential for increasing mastery of VTE prophylaxis concepts. If resources are limited, we suggest a static approach to content delivery and an exploration of standardized methods for portability of online curriculums across learning management systems.

## Keywords

online training, evidence-based practice guidelines, health care provider education, venous thromboembolism prevention

## Introduction

Venous thromboembolism (VTE) is a significant patient safety concern. Venous thromboembolism may manifest as deep-vein thrombosis (DVT) or pulmonary embolism (PE), with the latter estimated to be the most common cause of hospital death.<sup>1</sup> Each year approximately 100 000 deaths are attributable to VTE in the United States.<sup>2</sup> The management of VTE requires coordination of care across multiple health care providers supported by a robust system of care.<sup>3</sup> Despite guidelines and incentive programs offered by public and private entities for VTE prophylaxis, prophylaxis methods are still underutilized.<sup>4</sup> This reflects the frequently cited fact that when new evidence appears in the literature, it can take up to 17 years to make it into practice.<sup>5</sup> One approach to moving evidence into practice more quickly is through the use of online provider education.<sup>6</sup> This is particularly true for high-risk clinical problems in which compliance with rapidly changing guidelines is essential to improve patient care and maintain patient safety, such as VTE prevention.

The benefits of online education are numerous: learners can access content at a place and time that is convenient for them; administrators have the ability to track completion rates; usage of electronic order sets can be simulated; integration of

multimedia content can be provided to supplement otherwise static content; and content can be updated in a distributed and collaborative fashion by experts in the field. The needs of

<sup>1</sup> Department of Biobehavioral Nursing and Health Systems, School of Nursing, University of Washington, Seattle, WA, USA

<sup>2</sup> Program in Nursing Science, College of Health Sciences, University of California, Irvine, CA, USA

<sup>3</sup> Department of Medicine and Physiology and Biophysics, School of Medicine, University of Washington, Seattle, WA, USA

<sup>4</sup> Medicine/Pulmonary & Critical Care Medicine, University of Washington Medical Center, Seattle, WA, USA

<sup>5</sup> School of Pharmacy, University of Washington, Seattle, WA, USA

<sup>6</sup> Anticoagulation Services, University of Washington Medical Center, Seattle, WA, USA

<sup>7</sup> Department of Medical Education & Biomedical Informatics, University of Washington, Seattle, WA, USA

<sup>8</sup> Department of Surgery—Vascular Division, School of Medicine, University of Washington, Seattle, WA, USA

## Corresponding Author:

Jung-Ah Lee, University of California, Irvine, College of Health Sciences, Program in Nursing Science, Irvine Hall 205B, Irvine, CA 92697, USA  
Email: jungahl@uci.edu

practicing health care professionals, in light of time and schedules, make online education particularly compelling.<sup>7</sup>

The purpose of this report is to describe how an interdisciplinary team representing 2 academic medical centers developed and piloted an online training program for the prevention of VTE. We report the results of a prospective trial in which we examined the effect of our online intervention on knowledge gains. This effort was part of a larger patient safety study supported by the Agency for the Health care Research and Quality Partnerships in Patient Safety that resulted in the development of clinical guidelines for the prevention, diagnosis, and management of VTE (<http://vte.son.washington.edu/>).<sup>3</sup> The interdisciplinary team of experts, representing nursing, medicine, pharmacy, and public health, recognized that provider education was an important component of implementing the VTE Prevention Guidelines. We wanted to develop training that was interactive, engaging, relevant, and measurable.

Several internal pressures complimented our efforts: Venous thromboembolism prevention was part of the joint medical center's strategic plan and was included in the operating budget. In addition, the medical center had just adopted a new learning management tool with a plan to rollout online training for multiple patient safety concerns, and wanted to know how best to engage the learner. The current way of "pushing" mandatory training, such as Health Insurance Portability and Accountability Act (HIPPA) training, was using static information with a test at the end of each section. Leaders in the medical centers wanted to test a provider's knowledge before and after specialized content were reviewed so that improvement could be ascertained. They also wanted to see whether an interactive "question/response" mode would help reinforce the static content. These needs helped guide our research design.

### *Hypothesis and Research Questions*

The working hypothesis of this research effort was that if providers use the online educational training, they will demonstrate increased mastery of key content areas related to VTE prophylaxis on the posttest compared to the pretest. A secondary hypothesis concerned the educational design. We posited that reinforcing the static lecture slides with real-life question/response case study questions would provide an opportunity for immediate feedback and a more robust learning experience, resulting in increased mastery of key points versus less mastery for those receiving only static lecture slides. We were also interested in a number of research questions related to how satisfied participants were with their learning experience and how participants used the application.

### **Methods**

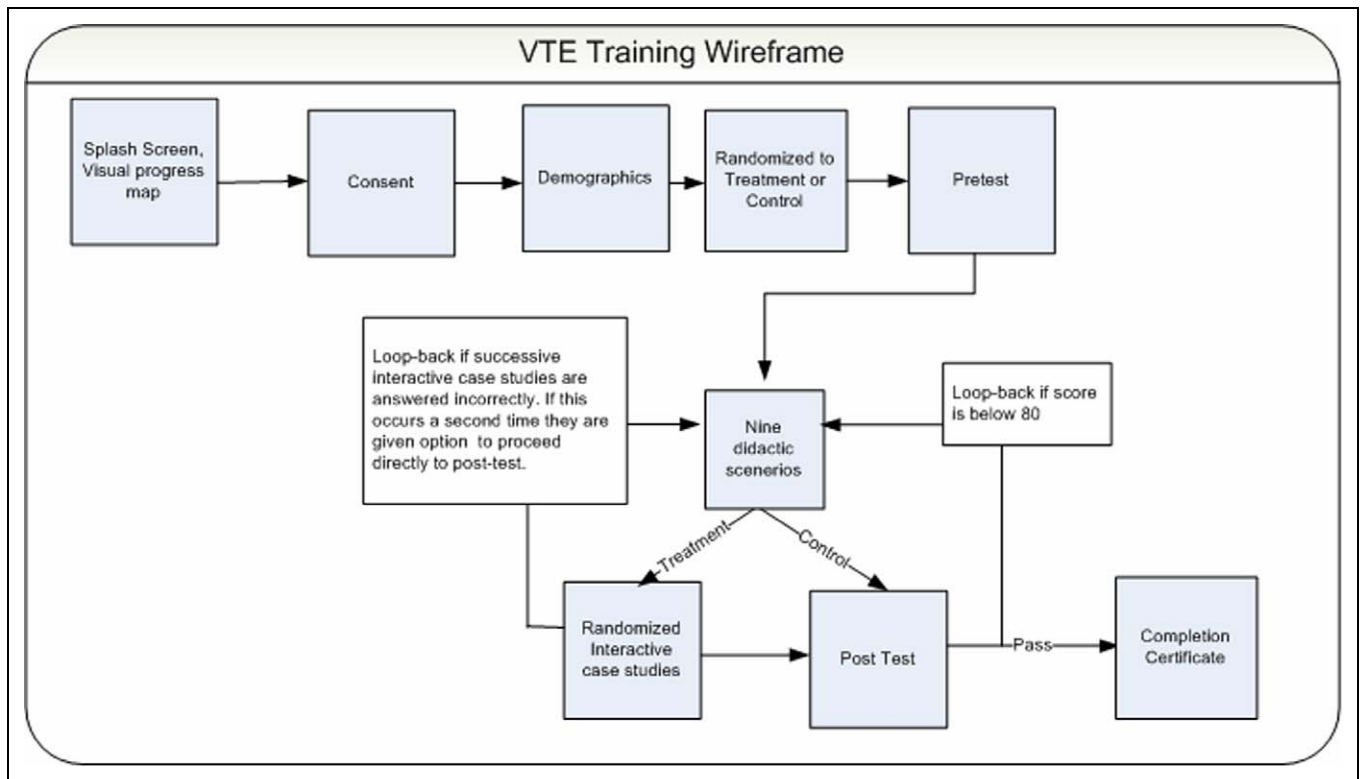
We used a prospective test–retest design to assess the effects of our educational intervention. Residents and fellows ( $n = 69$ ) from both medical centers consented to take part in the study, providing pretest scores, completing the educational intervention, and providing posttest scores and responses to

an internally developed satisfaction scale. We also randomized participants between educational designs to answer our secondary hypothesis. This study was approved by the university institutional review board.

The training was promoted with 2 separate e-mails sent by the associate medical director of one of the medical centers and the surgical residency director. The e-mail carried the names of the medical directors of both medical centers. The first letter was sent in early September 2007 and the second was sent approximately 6 weeks later. Cross-links were also placed in various intranet pages including the medical centers' "Clinical Toolkits" page. Each computer desktop had a shortcut pointing to this Clinical Toolkits page.

The Web application was constructed so that the home page contained a message from 2 physician champions that explained the importance of VTE prevention (Appendix A). From this page, participants were able to log-in using a federated university username and password. Participants were then presented with an explanation of the research study with the option to consent or not (Appendix B). If they consented, a randomization procedure assigned them to 1 of 2 learning groups, the: (a) Usual Care (UC) group received the education as 9 "static" screens, with each containing a case scenario and the solution; the screens were embedded within the Web site using a slides metaphor (Appendix C), and (b) Enhanced Learning (EL) group who received the same content as well as between 4 and 16 question/response case studies (Appendix D). If they chose not to participate in the research aspect of the online training, they received the same intervention as those in the intervention group, as we posited this was the best educational approach. Following the consent step, participants completed a brief demographic survey before undergoing the educational training and the posttest.

Our interdisciplinary team established a series of business rules to guide development efforts: (a) completing the demographic questions were optional, (b) participants would be presented with a 10-item pretest; and scores and incorrect answers would not be displayed. Both groups had the same pre- and post-knowledge tests administered. Each test had 7 true/false questions and 3 multiple choice questions dealing with medication dosing. All questions were similar in content and theme and developed by consensus based on recommendations from the 2004 American College of Chest Physicians VTE Prevention Guidelines<sup>8</sup>; (c) all users would then be presented with 9 static "slides" typifying different clinical scenarios, (d) after viewing the slides, those in the EL group received a series of question/response case-study questions, these would be pulled from 4 blocks of interactive questions—each with 4 questions. One question would be chosen randomly from each block. If the participant failed that question, they would be given the reason why and then presented with another question from the same block. Failure of all 4 in a block redirected the participant back to the static slides; a correct answer led the participant to the next block of questions. At a minimum, a participant could answer 4 interactive case studies successfully and advance to the posttest. (e) Participants would be redirected to the training if they failed the posttest, however on the third failure they



**Figure 1.** Venous thromboembolism (VTE) training wireframe.

would be allowed to directly visit the posttest, (f) participants would receive feedback on the posttest for incorrect answers and those receiving a passing score of at least 80% would be able to print out a certificate of completion containing a unique code; administrators could verify that this code matched a participant in the database. Those with failing scores were provided with a link back to the beginning of the educational content. To help illustrate the effect of business rules on navigation paths, a wireframe for the Web application is presented below in Figure 1.

For development tools, we explored a number of authoring environments that allow nonprogrammers the ability to develop static content, as well as multimedia content and online quizzes. We were particularly interested in authoring environments that allowed course content to be exported using a standard-based format known as Structured Content Object Reference Model (SCORM) packages which could then be uploaded to learning management systems (LMS).<sup>9</sup> These systems are essentially sophisticated Web applications designed to track student progress in various learning modules. Modules authored with SCORM compliant tools can be uploaded into a compliant LMS and, as students progress through the learning materials, the module communicates critical information to the LMS, such as the name of the module, the student's progress within the module, quiz scores, and completion status.<sup>10</sup> The university where this research took place operated 2 different SCORM compliant LMSs (SumTotal and Moodle). However, we found that both lacked the features necessary for the research aspect of our study. Specifically, we were unable to

build in randomization procedures necessary to branch participants to different learning pathways, and we could not collect the level of detail that we wanted on usage patterns.

As a compromise, we built our own Web application by leveraging blocks of code from past research projects designed for patient education. When possible, we built components, such as the didactic slides, using a SCORM compliant tool (Powerpoint with the Adobe Breeze Presenter plug-in) with the anticipation that following completion of the research study they could more easily be incorporated into a SCORM-compliant LMS.

For the application development, we used participatory design techniques including a needs assessment, analysis, and an iterative design/testing/development cycle as suggested by Mayhew.<sup>11</sup> Data from the online education training were exported from the Web-server database (MySQL) and imported into Statistical Package for the Social Sciences (SPSS) version 16 for Windows,<sup>12</sup> where it was examined for data irregularities prior to analysis.

### Analysis

For the prospective randomized pilot, categorical variables were expressed as frequencies and percentages and continuous variables as means with standard deviations. In univariate analyses, the demographic characteristics were compared using the chi-square ( $\chi^2$ ) tests or McNemar tests for categorical variables. Analysis of covariance (ANCOVA) was used to examine the

**Table 1.** Demographic Information Among Those Who Completed Pre- and Posttests

|                         | Participants (%) |
|-------------------------|------------------|
| N                       | 69 <sup>a</sup>  |
| Gender (Female)         | 38 (55.1%)       |
| Age category            |                  |
| 50s                     | 2 (2.9%)         |
| 40s                     | 8 (11.6%)        |
| 30s                     | 39 (56.5%)       |
| 20s                     | 20 (29%)         |
| Discipline <sup>b</sup> |                  |
| Anesthesiology          | 3 (4.5%)         |
| Emergency medicine      | 0                |
| Family medicine         | 2 (4.5%)         |
| Internal medicine       | 19 (30.0%)       |
| Orthopedic surgery      | 1 (1.5%)         |
| Pathology               | 1 (1.5%)         |
| Pediatrics              | 4 (6.0%)         |
| Psychiatry              | 1 (1.5%)         |
| Rehabilitation medicine | 1 (1.5%)         |
| Surgery                 | 17 (25.4%)       |
| Urology                 | 1 (1.5%)         |
| Other                   | 17 (25.4%)       |

<sup>a</sup> The total of 69 participants among 89 who consented completed both pretests and posttests.

<sup>b</sup> Two participants among 69 did not answer their disciplines: the percentage was calculated with a total of 67.

effect of different types of learning modalities controlling for baseline knowledge. Hypotheses were tested using 2-sided tests, with *P* values < .05 considered to be statistically significant.

### Setting and Participants

Physicians at 2 academic-affiliated medical centers were asked to complete the online provider education. Both academic centers were based in the same city in the Pacific Northwest, were affiliated with the same university, and were nonprofit public medical centers. As of 2009, the first center had 450 licensed beds, 1823 physicians, and saw over 19 000 admissions per year. The second center is a level 1 adult and pediatric trauma and burn care center with 413 licensed beds, 1216 physicians, and also saw over 19 000 admissions in 2009. Together, both centers and affiliated clinics saw over 1 million outpatient and emergency room visits. The distance between both centers is approximately 4 miles. The research participants were fellows and residents from both academic centers and represented all disciplines.

### Results

A total of 89 participants accessed the system between September 6, 2007 and March 12, 2008 and consented to participate in the research study. In all, 20 participants failed to complete both a pre- and posttest. Some of these participants (*n* = 10) never progressed beyond the login screen, the remainder did not complete the posttest. These participants were excluded from further analysis, given that no subsequent data were available.

**Table 2.** Comparison of Pre- and Posttest Scores (N = 69)

| Score                | Pretest Frequency (%) | Posttest (First Attempt Posttest) Frequency (%) |
|----------------------|-----------------------|---|
| Mean score (±SD)     | 79.28 (12.17)         | 82.32 (13.84)                                   |
| 100                  | 5 (7)                 | 9 (13)  |
| 90                   | 18 (26)               | 23 (33)   |
| 80                   | 24 (35)               | 25 (36)   |
| 70                   | 14 (20)               | 6 (9)   |
| 60                   | 6 (9)                 | 3 (4)   |
| 50                   | 1 (1)                 | 0 (0)   |
| 40                   | 1 (0)                 | 2 (3)   |
| 30                   | 0 (0)                 | 1 (1)   |
| Mastery (≥ 80 score) | 47 (68.1)             | 57 (82.6)                                       |

Descriptive statistics for the remaining 69 participants (Table 1) are provided below. An examination of responses to the demographic questions for the excluded 20 participants who did not complete both a pre- and posttest found no telling patterns or trends. Of the remaining participants, slightly more than half (52.2%, *n* = 36) were randomly assigned into the Usual Learning (UL) group and 47.8% (*n* = 33) were assigned to the EL group. No significant differences in demographics were found across learning groups or in their pretest scores. All participants responded to the gender question with slightly more than half (55.1%, *n* = 38) indicating that they were female; almost all of the participants (*n* = 67) provided a response with respect to their discipline. Of these, the majority came from surgery (25.4%) or reported their discipline as “other” (25.4%). All participants provided a response with respect to age category, and the majority was in their 30s (56.5%).

### Primary Hypothesis

*Hypothesis 1:* If providers use the online educational training, they will demonstrate mastery of key content areas related to VTE prophylaxis on the posttest compared to the pretest.

Overall, participants (*n* = 69) had an average score of 79.28 (±12.17) on the baseline test. Results from the initial posttest found an increase from baseline with an average score of 82.32 (±13.84; Table 2), however, this increase was not statistically significant using a 2-tailed paired samples *t* test and an  $\alpha$  of .05, (*t* = -1.655, *P* = .102), leading us to fail to reject our null hypothesis. The standardized mean difference effect size was 0.23, which may be considered a small effect, according to Cohen.<sup>12</sup>

Analyzed with nonparametric methods, 47 (68.1%) participants displayed mastery at pretest with a score ≥80, while 57 (82.6%) displayed mastery at posttest (Table 2), representing a 14.5% improvement in mastery. Of the 47 masters at baseline, 6 regressed and became nonmasters on posttest, whereas among the 22 nonmasters at baseline, 6 stayed nonmaster and 16 demonstrated mastery. This dichotomous relationship was examined with the McNemar test (*P* = .05).

**Table 3.** Three Worse-Ranked Questions on the Pretest and the Posttest (N = 69)<sup>a</sup>

| Questions  | Correct Response Frequency (%) | Type of Questions |
|--|--------------------------------|-------------------|
| Pretest  |                                |                   |
| Pre 4. What is the most appropriate dose of enoxaparin for VTE prophylaxis for a 75-year-old patient following hip replacement?<br><b>a. enoxaparin 30 mg bid</b><br>b. enoxaparin 40 mg bid<br>c. enoxaparin 30 mg qd<br>d. enoxaparin 40 mg qd           | 25 (36.2%)                     | Multiple choice   |
| Pre 5. What is the most appropriate dose of enoxaparin for VTE prophylaxis for a 67-year-old patient admitted to ICU with pneumonia?<br>a. enoxaparin 30 mg bid<br>b. enoxaparin 40 mg bid<br>c. enoxaparin 30 mg qd<br><b>d. enoxaparin 40 mg qd</b>      | 28 (40.6%)                     | Multiple choice   |
| Pre 6. What is the most appropriate dose of enoxaparin for VTE prophylaxis for a 48-year-old patient with renal impairment (Clcr<30)?<br>a. enoxaparin 30 mg bid<br>b. enoxaparin 40 mg bid<br><b>c. enoxaparin 30 mg qd</b><br>d. enoxaparin 40 mg qd     | 52 (75.4%)                     | Multiple choice   |
| Posttest (the first attempt)   |                                |                   |
| Post 5. What is the most appropriate dose of enoxaparin for VTE prophylaxis for a 45-year-old following hip replacement?<br><b>a. enoxaparin 30 mg bid</b><br>b. enoxaparin 40 mg bid<br>c. enoxaparin 30 mg qd<br>d. enoxaparin 40 mg qd                  | 40 (58.0%)                     | Multiple choice   |
| Post 7. What is the most appropriate dose of enoxaparin for VTE prophylaxis for a morbidly obese 41-year-old following bariatric surgery?<br>a. enoxaparin 30 mg bid<br><b>b. enoxaparin 40 mg bid</b><br>c. enoxaparin 30 mg qd<br>d. enoxaparin 40 mg qd | 50 (72.5%)                     | Multiple choice   |
| Post 10. Enoxaparin compared to heparin offers significant advantages for VTE prophylaxis because enoxaparin has lower incidence of heparin-induced thrombocytopenia.  | 49 (71.0%)                     | True/False        |

Note: ClCr = creatinine clearance; ICU = intensive care unit; VTE = venous thromboembolism; bid = twice daily; qd = every day.

<sup>a</sup> Correct answers are given in boldface.

An examination of individual items found questions related to dosing to be problematic for participants on the pretest. Less than 40% of participants answered multiple choice or true/false questions correctly about appropriate dosing for elderly patients as shown in Table 3. The third worse ranked question on the pretest concerned dosing for a middle-aged patient. The remaining questions all had more than 80% of participants respond correctly. As seen in Table 3, participants also had difficulty with dosing-related questions on the posttest, with 2 of the 3 worse-ranked questions involving appropriate dose questions in a multiple-choice format, however the frequencies of correct responses were much higher on these questions compared with similar questions asked on the pretest.

### Secondary Hypothesis and Research Questions

*Hypothesis 2:* Providers who receive the question/response case studies (EL) after the static slides will score higher

on posttest than students who only receive the static slides (UL).

Participants were randomized to 2 learning styles following consent. Participants in both groups scored relatively high on the pretest; the UL group (n = 36) had a mean score of 80.28 ( $\pm 13.2$ ), while the EL group was slightly lower at 78.18 ( $\pm 11.1$ ). Posttest scores found a mean score of 85.0 ( $\pm 12.3$ ) for those in the UL group compared to a mean score of 79.39 ( $\pm 15.0$ ) for those in the EL group; there was no significant effect of learning modalities on the posttest controlling for the baseline knowledge in the ANCOVA ( $F = 2.38, P = .13$ ).

### Satisfaction

We were also interested in learning how satisfied participants were with their learning experience and how participants used the application.

**Table 4.** Satisfaction on the Educational Module Among Those Who Completed Pretests and Posttests (Mean ± SD)

|   | Overall      |
|---|--------------|
| How helpful was this site in teaching you about VTE? <sup>a</sup>           | 3.98 (±.874) |
| Was the time it took you to complete this training acceptable? <sup>a</sup> | 4.49 (±.612) |
| How would you rate your overall satisfaction with this site? <sup>a</sup>   | 4.08 (±.860) |

Note: VTE = venous thromboembolism.

<sup>a</sup> The 3 questions were Likert scaling from 1 = not to 5 = very.

As indicated in Table 4, participants responded favorably to the training program indicating that it was helpful, that the time was acceptable, and that they were satisfied overall. There were no significant differences between the UL and the EL groups on any of these items.

A total of 14 free text comments were provided in response to “What suggestions do you have for improving this site?” One comment disputed an incorrect answer on the posttest, but the participant was unsure what answer selection they had given. Four comments indicated a dislike of the linked PDF guidelines that were available in both the passive and interactive didactic, an example comment was “*don't have people reading attached PDF's!! rather summarize the content in one of the slides of the course.*” These comments were countered by 1 participant who said “[I] liked the printable handouts (pdf files).” One comment said we should review the site for typos and 4 comments were positive including “*thanks for the case studies. Should be a good primer for folks,*” and “*Good format and links are helpful.*”

## Discussion

We would encourage health care organizations to consider offering this form of online training as part of comprehensive VTE prevention efforts. Although our effect size<sup>13</sup> may be classified as small at 0.23, this is an important area where changes in knowledge and attitude can prevent morbidity and mortality. Overall, we saw a 14.5% difference in mastery between pretest and posttest, and we feel this warrants further study. Our analysis of individual test items indicates that correct medication dosing should be emphasized within training programs and decision support systems. We did not find any additional knowledge gain with the additional “question/response” case studies, and we suggest that programs short on funding may consider the costs/benefits of providing this type of feedback which is programming intensive. Our findings do run counter to Casebeer and colleagues who reviewed online continuing medical education modules and found increased knowledge gains in case-based versus text-based interventions.<sup>14</sup>

We would also encourage researchers to continue to examine this type of approach—as well as integrating and evaluating other Web-based educational designs. From an authoring



perspective, our experiences lead us to recommend that content creators, even those without programming experience, consider using a SCORM-compliant authoring tool. There are many tools on the market for nonprogrammers, such as Powerpoint with the Adobe Breeze Presenter plug-in and Adobe Captivate. Even if the purpose is to publish static content, these tools may increase the accessibility and scalability of the content and support organizational assessment/tracking efforts.


There are a number of design approaches that others may consider when implementing their own online provider education module. One intuitive approach would be to embed links to a toolkit or educational module within the electronic medical record (EMR). Having embedded video with clinician champions explaining course content or with more realistic patient scenarios (simulated laboratory monitors, full motion video, etc) may add utility and provide a more immersive experience. We would encourage others in patient education to consider empirically exploring the design and subsequent effect of education interventions. Ockene and Zapka appropriately noted in their article “Provider Education to Promote Implementation of Clinical Practice Guidelines” that increasing the adoption of guidelines need to be multifaceted; provider education alone is not sufficient. Interventions also need to occur at the policy, organizational, and clinical levels.<sup>6</sup> Work is underway at the academic setting where this research took place to integrate reminders for VTE prophylaxis within the EMR and to assess whether patient safety initiatives lead not only to knowledge gains but also to practice patterns. Organizations that utilize computerized physician order entry (CPOE) may consider integrating this type of educational content into the process of order entry.

Our study was limited to residents and fellows. Initially we expected that all medical providers (residents and attending physicians) would be required to complete the online educational module. However, when the time came to launch the intervention it was determined by senior leadership at the medical centers that only residents and fellows would have to take the course in the pilot form. Our findings also only reflect learning at one point in time and not sustained learning over time, nor actual practice patterns and patient outcomes. Questions for both the pre- and posttest were selected by our clinician experts; however, we did not conduct statistical testing to establish validity between the 2. We had a high number (47 of 69) of participants demonstrate mastery at pretest; this may have been an artifact of the pretest being “easier” than the posttest. It may have also acted as a sort of ceiling effect; however, a pretest like this could be used by an organization to screen out people who do not need to undertake the full training.

In summary, overall we think it is important that an intervention like this exist—not only to allow organizations to document training for accreditation purposes but also for those providers who want to refresh their knowledge base and as a component of a larger toolkit. Even if it makes one provider more aware of VTE prophylaxis in an organization, that may be one less VTE.

## Appendix A: Screen Shot of Welcome Page.


VTE >> VENOUS THROMBOEMBOLISM TRAINING SITE


 **Contact**

### Welcome

Note: This is the development server. To take the course for credit, please visit the [Production Server](#)

The physician leadership of UWMC and HMC are asking that every physician providing care in our hospitals complete a patient safety curriculum. We are asking that you take this module to understand best practices around prevention of VTE. Clinical faculty and residents at both UWMC and HMC have developed this module based on the latest evidence in the literature. This training module is a component of the [VTE Toolkit](#); every AMC desktop contains a link to the [Toolkit](#).

Most people finish this course in under 15 minutes. There are several places where you may "**Save and Exit**" in case you need to stop taking the course and return at a later time. There is a place for comments at the end of the module. We would appreciate your feedback.

Thank you for your participation,

|  |   |
|--|---|
| <p>Scott Barnhart M.D.<br/>Medical Director<br/>Harborview Medical Center</p> <hr style="width: 20%; margin: 0 auto;"/> <p>John Bramhall M.D.<br/>Associate Medical Director<br/>Harborview Medical Center</p> | <p>Edward Walker M.D.<br/>Medical Director<br/>University of Washington Medical Center</p> <hr style="width: 20%; margin: 0 auto;"/> <p>Gene Peterson M.D.<br/>Associate Medical Director<br/>University of Washington Medical Center</p> |
|--|---|

UWNet ID Login

Enter

System Requirements

Internet Explorer 5x or Firefox with Javascript enabled and Adobe Flash 6, PDF viewer

**Note: Inactivity of more than 20 minutes will automatically log you out.**


Testing - Show Visit Log:


Testing - Randomization:




© COPYRIGHT 2007
FUNDED BY AHRQ



## Appendix B: Screen Shot of Overview/ Task List Page


**VTE** >> VENOUS THROMBOEMBOLISM TRAINING SITE
 



 Overview | 
  Save & Exit | 
  Contact

---


### Course Overview

### Goals and Objectives

The goal of this course is that participants will be able to demonstrate knowledge in the prevention of venous thromboembolism (VTE). Participants who complete this course will be able to meet the following 6 objectives:

1. Recognize risk factors for VTE
2. Identify indications for VTE prophylaxis
3. Identify contraindications for VTE prophylaxis
4. Explain mechanical prophylaxis
5. Recognize appropriate drugs and dose for pharmacologic prophylaxis
6. Recognize the need to adjust VTE prophylaxis for special populations

### Task List

|                        | Status  |
|------------------------|---|
| Course Overview        | ✓   |
| Research Study         | ✓   |
| Tell us about yourself | ✓   |
| Baseline Assessment    | ✓   |
| Tutorial               | ✓   |
| Case Studies           | ✓   |
| Follow-up Assessment   |  |
| Certificate            |   |
| Exit Survey (optional) |   |

\* May be revisited



### Navigation

- ⌘ This course should take approximately 15 minutes. If you are interrupted, use the **Save and Exit** button located on your upper right.
- ⌘ A passing score on the "Follow-up Assessment" is required before receiving a certificate.
- ⌘ Please avoid using the "forward" and "backward" buttons on your browser, instead use the navigation buttons within the course.

It looks like you are revisiting this page. To resume where you left off, please click on the appropriate button on the "Task List" on this page.

© COPYRIGHT 2007
FUNDED BY AHRQ

## Appendix C: Screen Shot of Interactive Case Studies


VTE >> VENOUS THROMBOEMBOLISM TRAINING SITE


Overview | Save & Exit | Contact

### Case Studies

Atrial Fibrillation

**Case**

(No need for prophylaxis) 59 year old male who presents to the Emergency Department with new atrial fibrillation. The patient is admitted to the hospital and started on an intravenous heparin drip (70 U/kg bolus, 15 U/kg/hr initial infusion). What is the most appropriate VTE prevention strategy?

- No need for prophylaxis.
- Pharmacologic prophylaxis indicated.** ✘
- Mechanical prophylaxis indicated.

**Lab Values**


Hematocrit - 41  
 Platelets - 376  
 INR - 1.0  
 Creatinine - 0.9


**The answer you chose is not correct. Because this patient will be fully anticoagulated with heparin as a bridge to transition to therapeutic oral anticoagulation for stroke prevention, additional pharmacologic prophylaxis is unnecessary. The correct answer was: "No need for prophylaxis."**




Next

© COPYRIGHT 2007
FUNDED BY AHRG

## Appendix D: Screen Shot of Posttest


**VTE** >> VENOUS THROMBOEMBOLISM TRAINING SITE
 



 Overview
 Save & Exit
 Contact

### Follow up Assessment

Please answer the following ten multiple choice questions. This assessment must be finished in less than 20 minutes or your session will expire and you will have to log back in to the website. You must answer at least eight correctly in order to pass otherwise you will be asked to revisit the "Tutorial" before re-taking this "Follow-up Assessment".

Follow up Assessment

- 1. Pharmacologic prophylaxis with heparin eliminates the risk of VTE in hospitalized patients (False)**

True

False
- 2. History of heparin induced thrombocytopenia is an absolute contraindications to prophylaxis with heparin. (True)**

True

False
- 3. CNS surgery within 24 hours is an absolute contraindications to prophylaxis with heparin. (True)**

True

False
- 4. Platelet count < 100,000 is an absolute contraindications to prophylaxis with heparin. (False)**

True

False

### Authors' Note

The principal investigator of this study is Brenda K. Zierler, PhD.

### Declaration of Conflicting Interests

The author(s) declared no conflicts of interest with respect to the authorship and/or publication of this article.

### Funding

The author(s) disclosed receipt of the following financial support for the research and/or authorship of this article: grant number 1 U18 HS015898 from the Agency for Healthcare Research and Quality Partnerships in Patient Safety.

### References

1. Heit JA, O'Fallon WM, Petterson TM, et al. Relative impact of risk factors for deep vein thrombosis and pulmonary embolism: a population-based study. *Arch Intern Med.* 2002;162(11):1245-1248.
2. The Surgeon General's Call to Action to Prevent Deep Vein Thrombosis and Pulmonary Embolism: US Department of Health and Human Services Public Health Service; 2008.
3. Zierler BK, Wittkowsky A, Peterson G, Lee JA, Jacobson C, Glenn RW, et al. Venous thromboembolism safety toolkit: A systems approach to safe practice interventions. Agency for Healthcare Research and Quality. *Advances in Patient Safety: New directions and alternative approaches.* 2008. Volume 3 Performance and Tools. available at [http://www.ahrq.gov/downloads/pub/advances2/vol3/Advances-Zierler\\_81.pdf](http://www.ahrq.gov/downloads/pub/advances2/vol3/Advances-Zierler_81.pdf).
4. Amin AN, Deitelzweig SB. Optimizing the prevention of venous thromboembolism: recent quality initiatives and strategies to drive improvement. *Jt Comm J Qual Patient Saf.* 2009;35(11):558-564.
5. Medicine Io. *Crossing the Quality Chasm: A New Health System for the 21st Century.* Washington, DC: National Academy Press; 2001.
6. Ockene JK, Zapka JG. Provider education to promote implementation of clinical practice guidelines. *Chest.* 2000;118(2 suppl):33S-39S.
7. Sigulem DM, Morais TB, Cuppari L, et al. A Web-based distance education course in nutrition in public health: case study. *J Med Internet Res.* 2001;3(2):E16.
8. Geerts WH, Pineo GF, Heit JA, et al. Prevention of venous thromboembolism: the Seventh ACCP Conference on Antithrombotic and Thrombolytic Therapy. *Chest.* 2004;126(3 suppl):338S-400S.
9. Bamidis PD, Konstantinidis S, Papadelis CL, et al. An e-learning platform for Aerospace Medicine. *Hippokratia.* 2008;12(suppl 1):15-22.
10. Hoa D, Micheau A, Gahide G. Creating an interactive Web-based e-learning course: a practical introduction for radiologists. *Radio-graphics.* 2006;26(6): e25; quiz e.
11. Mayhew DJ. *The Usability Engineering Lifecycle: a Practitioner's Handbook for User Interface Design.* San Francisco, CA: Academic Press; 1999.
12. *Statistical Package for the Social Sciences.* 15th ed. Chicago, IL: SPSS; 2007.
13. Cohen J. *Statistical Power Analysis for the Behavioral Sciences (revised edition).* New York, NY: Academic Press; 1977.
14. Casebeer L, Kristofco RE, Strasser S, et al. Standardizing evaluation of on-line continuing medical education: physician knowledge, attitudes, and reflection on practice. *J Contin Educ Health Prof.* 2004;24(2):68-75.