

Lawrence Berkeley National Laboratory

Recent Work

Title

RECENT RESULTS OF THE WELL DRILLING PROGRAM AT CERRO PRIETO

Permalink

<https://escholarship.org/uc/item/5zx428xj>

Authors

Dominguez, A. Bernardo

Lippmann, M.J.

Bermejo, M. Francisco

Publication Date

1981-12-01

571
427-82
JMS


I-2736

(1)

14.452

LBL-13635
CERRO PRIETO-18
UC-66a

MEXICAN-AMERICAN COOPERATIVE PROGRAM AT THE CERRO PRIETO GEOTHERMAL FIELD



RECENT RESULTS OF THE WELL-DRILLING PROGRAM AT CERRO PRIETO

Bernardo Domínguez A., Marcelo J. Lippmann, and Francisco Bermejo M.

December 1981

DISTRIBUTION OF THIS DOCUMENT IS UNLIMITED

A Joint Project of

COMISION FEDERAL DE ELECTRICIDAD
México

DEPARTMENT OF ENERGY
Division of Geothermal Energy
United States of America

Coordinated by

Coordinadora Ejecutiva
de Cerro Prieto
Apdo. Postal No. 3-636
Mexicali, Bja. Cfa., México
and P. O. Box 248
Calxico, Ca. 92231

Lawrence Berkeley Laboratory
Earth Sciences Division
University of California
Berkeley, California 94720

Operating for the U.S. Department of
Energy under Contract DE-AC03-76SF00098

DISCLAIMER

This report was prepared as an account of work sponsored by an agency of the United States Government. Neither the United States Government nor any agency Thereof, nor any of their employees, makes any warranty, express or implied, or assumes any legal liability or responsibility for the accuracy, completeness, or usefulness of any information, apparatus, product, or process disclosed, or represents that its use would not infringe privately owned rights. Reference herein to any specific commercial product, process, or service by trade name, trademark, manufacturer, or otherwise does not necessarily constitute or imply its endorsement, recommendation, or favoring by the United States Government or any agency thereof. The views and opinions of authors expressed herein do not necessarily state or reflect those of the United States Government or any agency thereof.

DISCLAIMER

Portions of this document may be illegible in electronic image products. Images are produced from the best available original document.

LBL--13635
DE82 013259

DISCLAIMER

This book was prepared as an account of work sponsored by an agency of the United States Government. Neither the United States Government nor any agency thereof, nor any of their employees, makes any warranty, express or implied, or assumes any legal liability or responsibility for the accuracy, completeness, or usefulness of any information, apparatus, product, or process disclosed, or represents that its use would not infringe privately owned rights. Reference herein to any specific commercial product, process, or service by trade name, trademark, manufacturer, or otherwise, does not necessarily constitute or imply its endorsement, recommendation, or favoring by the United States Government or any agency thereof. The views and opinions of authors expressed herein do not necessarily state or reflect those of the United States Government or any agency thereof.

RECENT RESULTS OF THE WELL-DRILLING PROGRAM AT CERRO PRIETO

Bernardo Domínguez A.⁽¹⁾, Marcelo J. Lippmann⁽²⁾ and Francisco Bermejo M.⁽¹⁾

¹Coordinadora Ejecutiva de Cerro Prieto
Comisión Federal de Electricidad
Mexicali, Baja California, México

²Lawrence Berkeley Laboratory
Earth Sciences Div, Univ. of CA.
Berkeley, California 94720

Abstract

The results of the 1980 and 1981 well drilling activities at the Cerro Prieto geothermal field are summarized. Details are given on the new series of deeper wells completed in the western ("older") part of the field (Cerro Prieto I), and on the development and step-out wells drilled in the eastern part of the field (Cerro Prieto II and III). Production characteristics of on-line and stand-by wells are discussed. Recent changes in well completion procedures are also described.

high-pressure turbogenerators). A 30-MW lower-pressure unit has been undergoing testing since mid-1981. Before going into full operation, some installations of the flashing plant for this unit will have to be modified to improve its performance. At this plant, water at about 169°C separated from the high-pressure steam is flashed at 4.36 and 2.11 kg/cm² abs. The construction of two 220-MW power plants, each with two 110-MW turbogenerators, has begun. These plants are scheduled to go into operation during 1983 and 1984, respectively.

Introduction

During the last two years significant advances have been made in the development of the Cerro Prieto field. The purpose of this paper is to update the information presented during the Fifth Geothermal Reservoir Engineering Workshop (Alonso et al., 1979).

The installed electrical power capacity at the field continues to be 150 MW (four 37.5-MW

Drilling program

In November 1981 there were five drilling rigs and two work-over rigs active in the area; about 96 deep wells have been completed. Between December 1979 and November 1981 27 wells were drilled. These wells are shown in Figure 1, with the exception of well G-1, located about 6 km ENE of well NL-1. The total depths and maximum temperatures measured in these wells are given in Table 1.

TABLE 1
CERRO PRIETO
WELLS DRILLED BETWEEN DECEMBER 1979 AND NOVEMBER 1981
TOTAL DEPTHS AND MAXIMUM MEASURED TEMPERATURES

Well	Total Depth (m)	Max. Temp. (°C)	Well	Total Depth (m)	Max. Temp. (°C)
E-1	1996	338	M-115	under construction	
E-2	1945	328	M-117	2495	360
E-3	1814	333	M-118	2664	299
E-4	1767	333	M-122	under construction	
E-5	1966	322	M-125	2315	354
E-7	under construction		M-132	3268	284
G-1	3000	<100*	M-133	2356	310
H-2	3535	288	M-137	2506	>233
M-47	1730	>219	M-139	under construction	
M-73	1885	324	M-147	1908	353
M-79	1813	245	M-157	2545	331
M-109	2396	355	M-172	3287	282
			M-189	3495	267
			T-328	2695	349
			T-364	2926	320

NOTE:

* well filled with drilling mud

fb

In the eastern part of the field the purpose of the drilling activity has been to increase the number of production wells for the power plants under construction, and to explore for the boundaries of the geothermal system. The temperature profiles obtained in the most recently drilled wells confirmed the temperature distributions developed earlier this year by Castillo et al. (1981) (See Figures 2 and 3). The wells drilled during 1980 and 1981 have essentially delineated the northern, eastern and southeastern boundaries of the thermal anomaly. Outside of this region, the 1977 Prian well (3496 m depth) and the recent G-1 well (3000 m depth) have shown very low temperatures.

In the western part of the field, new production and stand-by wells were drilled for the existing power plant. In that region the wells of the deeper "E-series" (average total depth: 1900 m) have confirmed the presence of a hotter aquifer (about 335°C) below the reservoir which has been under exploitation since 1973, and whose average temperature and depth are about 280°C and 1250 m, respectively.

Well pressures and production rates

Shut-in wellhead pressures in the northwestern part of the field (CP I Norte), excluding the E-wells, have reached up to about 800 psi; in the southwestern part (CP I Sur) about 900 psi; in the southeastern part (CP II) about 1300 psi; and in the northeastern region (CP III) about 1200 psi.

In CP I Norte (excluding the deeper E-wells) the maximum steam production ever measured in a well was 125 t/h. In CP I Sur, some wells reached 140 t/h of steam. In CP II, where the reservoir is at 2700-3000 m depth, steam productions of up to 300 t/h have been measured. In CP III, the reservoir is at 2000-2500 m depth, and some wells have produced above 100 t/h of steam. (Domínguez and Sánchez, 1981).

The production characteristics of the wells supplying steam to the power plant as of August 1981 are given in Table 2. At that time, the average electrical power generation

TABLE 2

CERRO PRIETO WELLS ON LINE PRODUCTION CHARACTERISTICS (AUGUST 1981)

Well	Orifice diam. (in)	Pressure (in psig)		Production (metric tons/h)		Enthalpy (cal/g)
		Wellhead	Separator	Steam	Brine	
M - 5	7 7/8	110	98	25.7	69.4	304
M - 11	4	119	104	13.5	47.9	281
M - 14	3 7/8	168	107	20.5	70.5	284
M - 19A	7 7/8	110	100	56.3	135.7	315
M - 25	4	240	112	38.5	73.1	344
M - 29	7 7/8	120	113	15.8	60.5	277
M - 30	7 7/8	110	100	41.4	106.1	309
M - 31	5	106	97	16.7	38.8	318
M - 35	7 7/8	122	105	53.8	130.1	316
M - 42	8	190	104	43.7	146.5	285
M - 43	8	108	107	18.7	54.0	300
M - 48	8	130	106	46.1	72.3	364
M - 50	8	125	108	75.4	167.8	326
M - 51	8	122	110	78.2	133.1	355
M - 53	8	124	103	17.3	25.2	370
M - 84	8	100	95	41.4	22.3	489
M - 90	8	108	106	41.4	129.0	292
M - 91	8	112	109.5	67.4	133.1	339
M - 101	8	104	102	17.6	27.9	361
M - 102	5	100	96	22.0	8.2	528
M - 103	4	185	104	48.5	48.3	418
M - 104	6	132	103	63.4	25.6	522
M - 105	8	130	115	56.1	81.6	375
M - 114	8	105	104	41.6	136.8	287
M - 130	8	115	107	53.3	131.8	315
E - 1	4 1/2	410	130	103.6	172.4	363
E - 2	3 1/8	872	131	64.4	108.7	361
E - 3	3 1/2	580	98	41.1	121.8	295
TOTALS:				1223.4	2478.5	

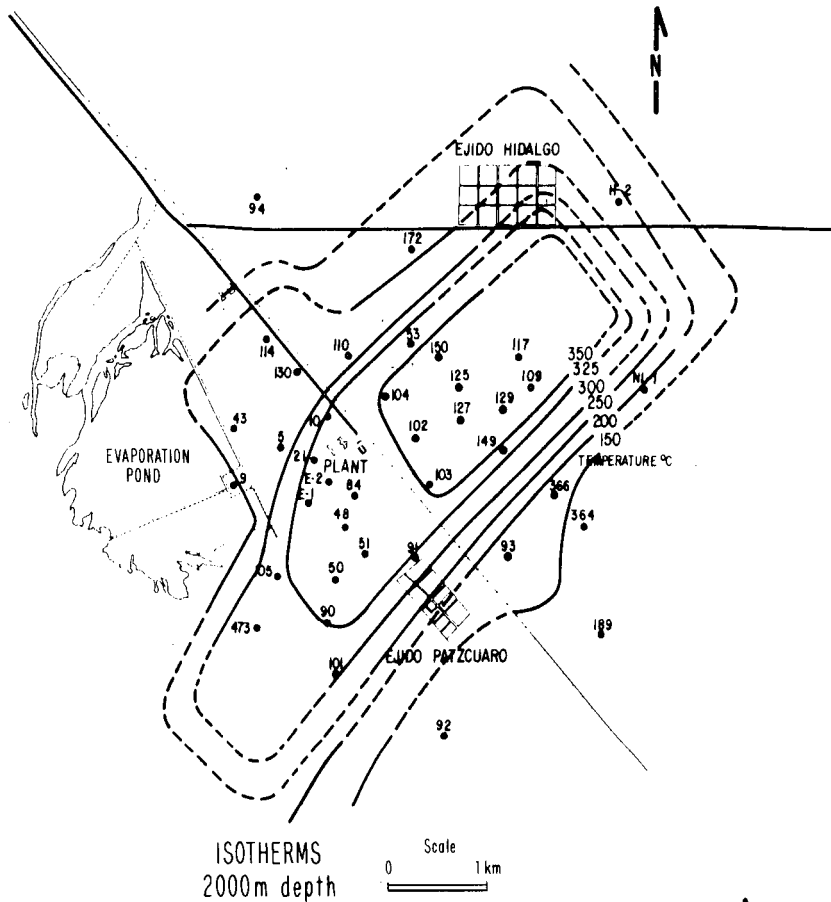


Figure 2.

Cerro Prieto; isotherms at 2000 m depth. (modified from Castillo et al., 1981)

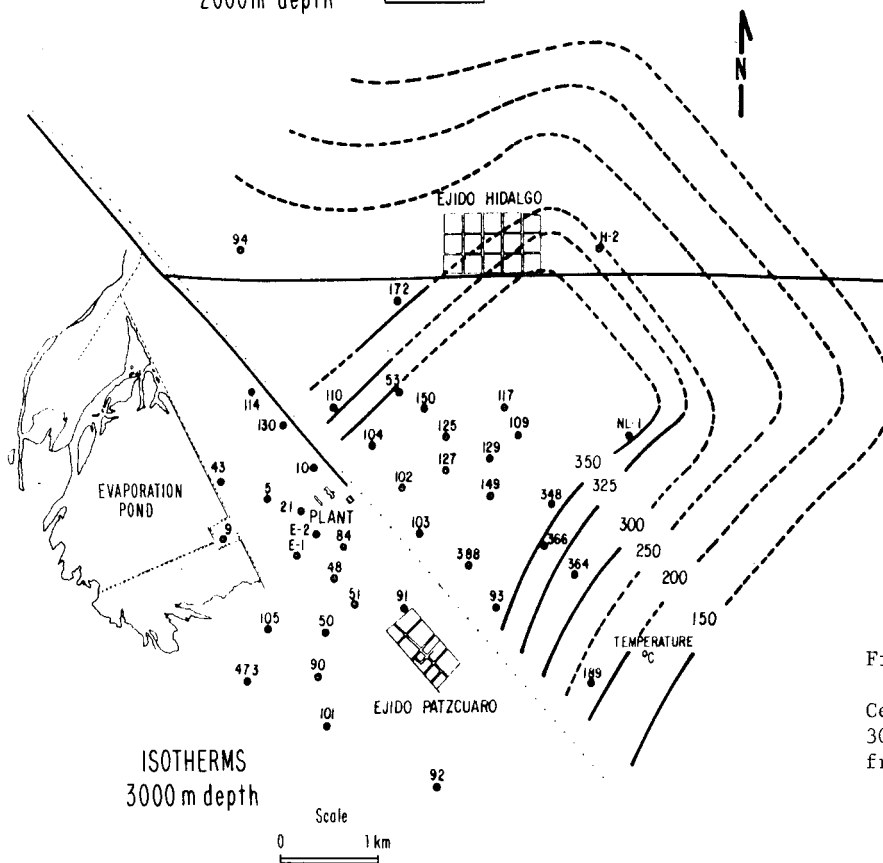


Figure 3.

Cerro Prieto; isotherms at 3000 m depth. (modified from Castillo et al., 1981)

was 112.5 MW (only three of the four turbogenerators were on line because of repairs to one of the cooling towers). Table 3 shows the production characteristics of the stand-by wells.

Well completion

A number of modifications have been made in the way the wells are completed at Cerro Prieto, partly because deeper production and exploration wells are being drilled, and partly to reduce mechanical and corrosion problems in the casings (Table 4).

The casing completion described by Alonso et al. (1979, Table 2) using production casings with API N-80 tubing was not very successful. The lifetime of these casings is about 6 months (Domínguez et al., 1981). Corrosion, collapses and fractures have been detected.

Up-to-date results have shown that the wells completed during 1977-78 using API K-55 production casings have performed well. These heavier, soft steel casings have shown greater resistance to mechanical stresses and corrosion. The damages observed in some of the 1977-78 wells are believed to be related to faulty cementing of the casings caused by circulation losses and/or failure of casing accessories during the cementing operations.

Presently API C-75 grade production casings are being installed at Cerro Prieto (Table 4). Because of the recent installation, it has as yet not been possible to evaluate their performance.

To reduce circulation losses while cementing long strings of casings (up to 2000 m long), low-density cement slurries have been used. Recently, good results have been obtained by adding small diameter ceramic spherules to the slurry, reducing its specific gravity to about 1.3 (10.8 lb/gal).

In some wells, mainly because of circulation losses, none of the cement slurry returns to the surface. Recently, the non-cemented annular space behind casings has been filled by pouring fine silica sand. It not only reduces the open space behind the partially cemented casing, but also gives it mechanical support. Up to now the wells where this procedure was used have not shown problems.

Final remarks

The drilling of production and exploration wells will continue at Cerro Prieto. The immediate goal is to drill enough wells to satisfy the long-term steam requirements of the power plants. It is estimated that the existing plant will need 30 wells (6 MW/well), while each of the two power plants under construction will require the steam from about 25 wells (8.8 MW/well) to reach a total generating capacity of 620 MW_e by 1984.

In order to establish the areal extent and the energy potential of the southern parts of the field (CP I Sur and CP II) a number of wells are planned to be drilled soon in the area between wells M-101, 93, 189 and 92.

TABLE 3

CERRO PRIETO STAND-BY WELLS
PRODUCTION CHARACTERISTICS

Well	Date	Orifice diam. (in)	Wellhead Pressure (psig)	Production (metric tons/h)		Enthalpy (cal/g)
				Steam	Water	
M - 7	7/25/79	5	100	15.0	101.5	235
M - 73	7/29/81	8	182	100.1	165.0	357
M - 93	6/22/79	8	170	80.7	186.0	320
M - 94	9/03/80	4	100	6.5	76.9	210
M - 110	11/18/79	10	220	185.3	335.7	346
M - 120	4/21/80	10	129	121.7	148.7	392
M - 129	2/12/80	5	700	216.0	301.2	376
M - 147	2/05/80	6	670	297.1	249.6	438
M - 149	3/02/80	8	104	66.4	124.8	342
M - 169	3/28/80	9	183	123.3	204.9	356
M - 172	9/09/81	6	101	23.3	117.3	253
T - 366	7/29/79	8	291	223.5	269.5	383
T - 386	10/07/81	10	110	86.0	159.5	343
T - 388	5/22/80	7	324	169.8	278.5	357
Q - 757	12/05/79	3	101	5.8	51.4	222

TABLE 4

CERRO PRIETO
PRESENT CASING COMPLETIONS

Casing	Size O.D. (in)	API Grade	Weight (lb/ft)	Joint Threads	Approximate Depth (m)
<u>PRODUCTION WELLS</u>					
Conductor	30	B	98.9	Welded	0 - 50
Surface	20	J-55	106.5	RT.8T.SC.	0 - 300
Intermediate	13 3/8	K-55	68.0	BT.	0 - 1200
Production	9 5/8	C-75	47.0	SEU.HT.	0 - 2500
Liner	7	C-75	29.0	SEU.HT.	2450 - 3000
<u>EXPLORATION WELLS</u>					
Conductor	20	H-40	94.0	RT.8T.SC.	0 - 100
Surface	13 3/8	K-55	54.5	BT.	0 - 500
Intermediate	9 5/8	C-75	47.0	SEU.HT.	0 - 1600
Production	7	C-75	29.0	SEU.HT.	1550 - 3300
Liner	4 1/2	C-75	13.5	CS.HT.	3250 - 3800

Notes

BT. = Buttress thread
 RT.8T.SC. = Round thread, 8 threads/in, short joint
 SEU.HT. = Super E.U. Hydrill thread
 CS.HT. = C.S. Hydrill thread

Acknowledgments

The authors express their gratitude to the authorities and personnel of the Coordinadora Ejecutiva de Cerro Prieto of the Comisión Federal de Electricidad for their support and encouragement. Part of this work was supported by the Assistant Secretary for Conservation and Renewable Energy, Office of Renewable Technology, Division of Geothermal and Hydropower Technologies of the U.S. Department of Energy under Contract No. DE-AC03-76SF00098.

References

Alonso E., H., Domínguez A., B., Lippmann, M.J., Molinar C., R., Schroeder, R.E., and Witherspoon, P.A., 1979. Update of reservoir engineering activities at Cerro Prieto. In Proceedings, Fifth Workshop Geothermal Reservoir Engineering, Stanford Geothermal Program, SGT-TR-40, pp. 247-256.

Castillo, F., Bermejo, F.J., Domínguez, B., Esquer, C.A., and Navarro, F.J., 1981. Temperature distribution in the Cerro Prieto geothermal field. In Proceedings, Third Symposium on the Cerro Prieto Geothermal Field, Lawrence Berkeley Laboratory, LBL 11967 (in preparation).

Domínguez, B., and Sánchez, G., 1981. Comments on some geothermal drilling and well completion problems at Cerro Prieto. In Proceedings, Third Symposium on the Cerro Prieto Geothermal Field, Lawrence Berkeley Laboratory, LBL 11967 (in preparation).

Domínguez, B., Vital, F., Bermejo, F., and Sánchez, G., 1981. Performance of casings in Cerro Prieto production wells. In Proceedings, Third Symposium on the Cerro Prieto Geothermal Field, Lawrence Berkeley Laboratory, LBL 11967 (in preparation).