

Lawrence Berkeley National Laboratory

Recent Work

Title

STUDY OF D MESONS PRODUCED IN THE DECAY OF THE Y(3772)

Permalink

<https://escholarship.org/uc/item/5wh2s8nb>

Author

Peruzzi, I.

Publication Date

1977-09-01

Submitted to Physical Review Letters

UC-34c
UC-34d
LBL-6755 c1
SLAC-PUB-2012
Preprint

STUDY OF D MESONS PRODUCED IN THE
DECAY OF THE $\psi(3772)$


I. Peruzzi, M. Piccolo, G. J. Feldman, P. Lecomte,
V. Vuillemin, A. Barbaro-Galtieri, J. M. Dorfan,
R. Ely, J. M. Feller, A. Fong, B. Gobbi, G. Hanson,
J. A. Jaros, B. P. Kwan, A. M. Litke, D. Lüke,
R. J. Madaras, J. F. Martin, D. H. Miller, S. I. Parker,
M. L. Perl, T. P. Pun, P. A. Rapidis, M. T. Ronan,
R. R. Ross, D. L. Scharre, T. G. Trippe, and
D. E. Yount

September 1977

Prepared for the U. S. Department of Energy
under Contract W-7405-ENG-48

For Reference

Not to be taken from this room



LBL-6755 c1

DISCLAIMER

This document was prepared as an account of work sponsored by the United States Government. While this document is believed to contain correct information, neither the United States Government nor any agency thereof, nor the Regents of the University of California, nor any of their employees, makes any warranty, express or implied, or assumes any legal responsibility for the accuracy, completeness, or usefulness of any information, apparatus, product, or process disclosed, or represents that its use would not infringe privately owned rights. Reference herein to any specific commercial product, process, or service by its trade name, trademark, manufacturer, or otherwise, does not necessarily constitute or imply its endorsement, recommendation, or favoring by the United States Government or any agency thereof, or the Regents of the University of California. The views and opinions of authors expressed herein do not necessarily state or reflect those of the United States Government or any agency thereof or the Regents of the University of California.

STUDY OF D MESONS PRODUCED
IN THE DECAY OF THE $\psi(3772)$

I. Peruzzi, M. Piccolo, G.J. Feldman, P. Lecomte, V. Vuillemin,
A. Barbaro-Galtieri, J.M. Dorfan, R. Ely, J.M. Feller,
A. Fong, B. Gobbi, G. Hanson, J.A. Jaros, B.P. Kwan, A.M. Litke, D. Lüke,
R.J. Madaras, J.F. Martin, D.H. Miller, S.I. Parker, M.L. Perl,
T.P. Pun, P.A. Rapidis, M.T. Ronan,
R.R. Ross, D.L. Scharre, T.G. Trippe, D.E. Yount

Stanford Linear Accelerator Center and Department of Physics
Stanford University
Stanford, California 94305

Lawrence Berkeley Laboratory and Department of Physics
University of California
Berkeley, California 94720

Department of Physics and Astronomy
Northwestern University
Evanston, Illinois 60201

and

Department of Physics and Astronomy
University of Hawaii
Honolulu, Hawaii 96822

ABSTRACT

From a study of D mesons produced in the decay $\psi(3772) \rightarrow D\bar{D}$, we have determined the masses of the D^0 and D^+ mesons to be $1863.3 \pm 0.9 \text{ MeV}/c^2$ and $1868.3 \pm 0.9 \text{ MeV}/c^2$, respectively. Under the assumption that the $\psi(3772)$ has a definite isospin and decays only to $D\bar{D}$, the D^0 branching fractions to $K^-\pi^+$, $\bar{K}^0\pi^+\pi^-$, and $K^-\pi^+\pi^-\pi^+$ are $(2.2 \pm 0.6)\%$, $(4.0 \pm 1.3)\%$ and $(3.2 \pm 1.1)\%$ and the D^+ branching fractions to $\bar{K}^0\pi^+$ and $K^-\pi^+\pi^+$ are $(1.5 \pm 0.6)\%$ and $(3.9 \pm 1.0)\%$.

(Submitted to Phys. Rev. Letters)

Work performed under the auspices of the U. S. Department of Energy.

The recently discovered $\psi(3772)^1$ (ψ'') provides a rich source of kinematically well-defined and relatively background-free D mesons.

In this Letter we use this source to determine the D masses with much more precision than has been previously possible. All of the D and D^* mass differences and transition Q values are now accurately known.

Employing reasonable assumptions about the nature of the ψ'' , we calculate for the first time absolute branching fractions for five D decay modes including the previously unreported mode $D^+ \rightarrow \bar{K}^0 \pi^+$. We also show that the production angular distributions are consistent with the hypothesis that D mesons are spinless particles.

The data were collected with the SLAC-LBL magnetic detector at SPEAR.^{2,3} The analysis techniques are similar to those described previously.^{4,5} Based on time-of-flight measurements each particle in a multihadronic event is assigned a weight proportional to the probability that it is a π , K, or p. All possible combinations of tracks and particle hypotheses are weighted by the joint probability that the tracks satisfy the particular particle hypotheses assigned to them. Since all of the distributions discussed here contain a relatively small amount of background, each combination is plotted with unit weight if its weight exceeds a threshold.⁶ For $K^+ \pi^-$ combinations the threshold is 0.01, but for any two particles only the combination with higher weight is used. For other modes the threshold is 0.3 to eliminate ambiguities between modes such as $K^+ \pi^+ \pi^-$ and $K_S^0 \pi^+ \pi^-$. Neutral kaons are identified by measurement of the dipion mass and the consistency of the dipion vertex position with the kaon line of flight.⁷

Figure 1 shows the cross section times branching ratio ($\sigma \cdot B$) for the $K^+ \pi^-$ decay modes of the D^0 and \bar{D}^0 as a function of center-of-mass energy ($E_{c.m.}$) along with the parameterization of the ψ'' line shape and

the charmed particle background from Ref. 1. $D\bar{D}$, the only kinematically allowed channel involving D mesons, is clearly one of the decay modes of the ψ'' . We restrict the remainder of the analysis to a sample of about 25,000 hadronic events corresponding to an integrated luminosity of 1.21 pb^{-1} near the peak of the ψ'' , in the $E_{\text{c.m.}}$ range 3.76 to 3.79 GeV. About 70% of this data sample was collected at the fixed energy of 3.774 GeV.

A useful property of the reaction $e^+e^- \rightarrow D\bar{D}$ is that each D meson has the energy of one of the incident beams ($E_b = E_{\text{c.m.}}/2$). We can thus calculate the mass of a particle combination which is a candidate for a D meson decay from

$$m = (E_b^2 - p^2)^{1/2} \quad (1)$$

Since E_b has a much smaller spread than the measured energy of a particle combination, and since the momentum, p , of the combination is small ($\sim 300 \text{ MeV}/c$), m is determined five to ten times more precisely from Eq. (1) than from a direct measurement.

For each particle combination we first require that the measured energy agree with E_b to within 50 MeV and then calculate the mass from Eq. (1). The results, given in Fig. 2, show clear signals in five modes including the previously unreported mode $D^+ \rightarrow K_S^0 \pi^+$. The observed rms widths of about $3 \text{ MeV}/c^2$ are consistent with those expected from experimental resolution alone.

Table I gives the D masses determined from fits to the data in Fig. 2 plotted in finer bins. The errors are calculated by combining the statistical (0.3 to $0.4 \text{ MeV}/c^2$) and systematic ($0.8 \text{ MeV}/c^2$) uncertainties in quadrature. Two important contributions to the systematic uncertainty are the absolute momentum calibration ($0.5 \text{ MeV}/c^2$) and the long-term stability

of E_b monitoring ($0.5 \text{ MeV}/c^2$). The 0.13% uncertainty in the absolute SPEAR energy calibration is not included in the error. Technically, what is being measured is the ratio of the D mass to the ψ mass where the ψ mass is taken to be $3095 \text{ MeV}/c^2$.

With the addition of the previous measurements⁸ of the D^{*0} mass and the Q value for $D^{*+} \rightarrow D^0 \pi^+$,⁵ all of the D and D^* masses are known with uncertainties of $1.5 \text{ MeV}/c^2$ or less. The mass differences and Q values for D^* pionic decays are given in Table I to explicitly include the calculation of correlated errors. For example, the $D^{*+} - D^0$ mass difference, $5.0 \pm 0.8 \text{ MeV}/c^2$, is known more precisely than either D mass because several systematic errors cancel in the mass difference.

Table II gives the values of $\sigma \cdot B$ for each of the five decay modes shown in Fig. 2. The techniques used in calculating the detection efficiencies shown in Table II are the same as those used in Ref. 9.¹⁰

To obtain absolute branching fractions we need two quite reasonable assumptions: (1) that the ψ' is a state of definite isospin, either 0 or 1, and (2) that its only substantial decay mode is $D\bar{D}$. The rationale for the latter assumption is that the ψ' and ψ differ in mass by only $88 \text{ MeV}/c^2$ and thus should have similar decay modes to channels which are open to both states. However, the total ψ' width is two orders of magnitude larger than the ψ width. The simplest explanation for the difference in widths is to attribute most of the ψ' width to the $D\bar{D}$ channel, which is accessible to it, but not to the ψ . The first assumption gives equal ψ' partial widths to $D^0 \bar{D}^0$ and $D^+ D^-$ except for factors which depend on the D momentum. In Ref. 1, the partial widths were assumed to be proportional to $p^3/[1 + (rp)^2]$ where p is the D momentum and r is an interaction radius.

As r is varied from 0 to infinity, the fraction of $D^0\bar{D}^0$ changes from 0.59 to 0.53. We thus take this fraction to be 0.56 ± 0.03 . The error due to the uncertainty in r is small compared to other systematic errors. Given these assumptions and the data from Ref. 1, the $D^0(\bar{D}^0)$ and D^+ inclusive cross sections for this data sample are 11.5 ± 2.5 nb and 9.1 ± 2.0 nb, respectively.^{11,12} The absolute branching fractions derived under these assumptions are given in Table II.

In Table II we have accounted for $(9.4 \pm 2.3)\%$ of D^0 decays and $(5.4 \pm 1.3)\%$ of D^+ decays. The unidentified decays are not detected by the techniques discussed here either because they contain neutral particles, have too small a branching fraction, have too small a detection efficiency or are obscured by backgrounds.

The angular distribution of D's relative to the incident beams must be of the form

$$P(\theta) = 1 + \alpha \cos^2 \theta, \quad |\alpha| \leq 1, \quad (2)$$

for any D spin and α must be -1 for spin 0. Figure 3 shows the angular distribution for the $D^+ \rightarrow K^- \pi^+ \pi^+$ and $D^0 \rightarrow K^- \pi^+$ decays. The values of α are found to be -1.04 ± 0.10 and -1.00 ± 0.09 , respectively, consistent with the spin 0 assignment for the D mesons.¹³

This work was supported primarily by the Energy Research and Development Administration. Support for individuals came from the listed institutions plus the Deutsche Forschungsgemeinschaft (D.L), the Laboratori Nazionali di Frascati dell' INFN (I.P. and M.P.), and the Swiss National Science Foundation (V.V.).

REFERENCES

1. P.A. Rapidis et al., SLAC report number SLAC-PUB-1959 and LBL report number LBL-6484 (1977), to be published in Phys. Rev. Lett.
2. J.-E. Augustin et al., Phys. Rev. Lett. 34, 233(1975).
3. A. Barbaro-Galtieri et al., SLAC report number SLAC-PUB-1976 and LBL report number LBL-6458 (1977), submitted to Phys. Rev. Lett.
4. G. Goldhaber et al., Phys. Rev. Lett. 37, 255(1976); I. Peruzzi et al., Phys. Rev. Lett. 37, 569(1976).
5. G.J. Feldman et al., Phys. Rev. Lett. 38, 1313(1977).
6. See Ref. 5 for the rationale for this procedure and an example of how it works in practice.
7. V. Lüth et al., SLAC report number SLAC-PUB-1947 and LBL report number LBL-6465 (1977), submitted to Phys. Lett.
8. G. Goldhaber et al., SLAC report number SLAC-PUB-1973 and LBL report number LBL-6467 (1977), submitted to Phys. Lett.
9. M. Piccolo et al., SLAC report number SLAC-PUB-1978 and LBL report number LBL-6489 (1977), submitted to Phys. Lett.
10. The efficiency for the $K^+ \pi^-$ mode is substantially larger here than in Ref. 9 because less restrictive time-of-flight requirements were needed and because the K and π are more collinear, which results in a larger geometrical acceptance. The ratios of $\sigma \cdot B$ values for the three D^0 decay modes are in good agreement with those which can be derived from Ref. 9.

11. A revised calculation of the external radiative corrections for e^+e^- collinear events has resulted in a 7.5% increase of the evaluated luminosity and in a consequent decrease of the cross sections reported in Ref. 1 and 3-9 (A. Boyarski, private communication). The revised ψ' partial width to electron pairs is 345 ± 85 eV.
12. A possible contribution to the total cross section due to τ production (which could be as large as 7%) has not been explicitly subtracted.
13. See H.K. Nguyen et al., Phys. Rev. Lett. 39, 262(1977) for additional experimental evidence on D and D^{*} spins.

TABLE I

Masses, mass differences, and Q values for the D meson system. The quantities in parentheses are taken from Refs. 5 and 8 and are used in the calculation of quantities involving D*'s. All units are MeV/c². See text for a discussion of errors.

MASS (MeV/c ²)		MASS DIFFERENCE (MeV/c ²)		Q VALUES (MeV/c ²)	
D ⁰	1863.3±0.9	D ⁺ -D ⁰	5.0±0.8	D ^{*0} →D ⁰ π ⁰	7.7±1.7
D ⁺	1868.3±0.9	D ^{*+} -D ^{*0}	2.6±1.8	D ^{*0} →D ⁺ π ⁻	-1.9±1.7
D ^{*0}	(2006±1.5)	(D ⁺ -D ⁰)-(D ^{*+} -D ^{*0})	2.4±2.4	D ^{*+} →D ⁰ π ⁺	(5.7±0.5)
D ^{*+}	2008.6±1.0			D ^{*+} →D ⁺ π ⁰	5.3±0.9

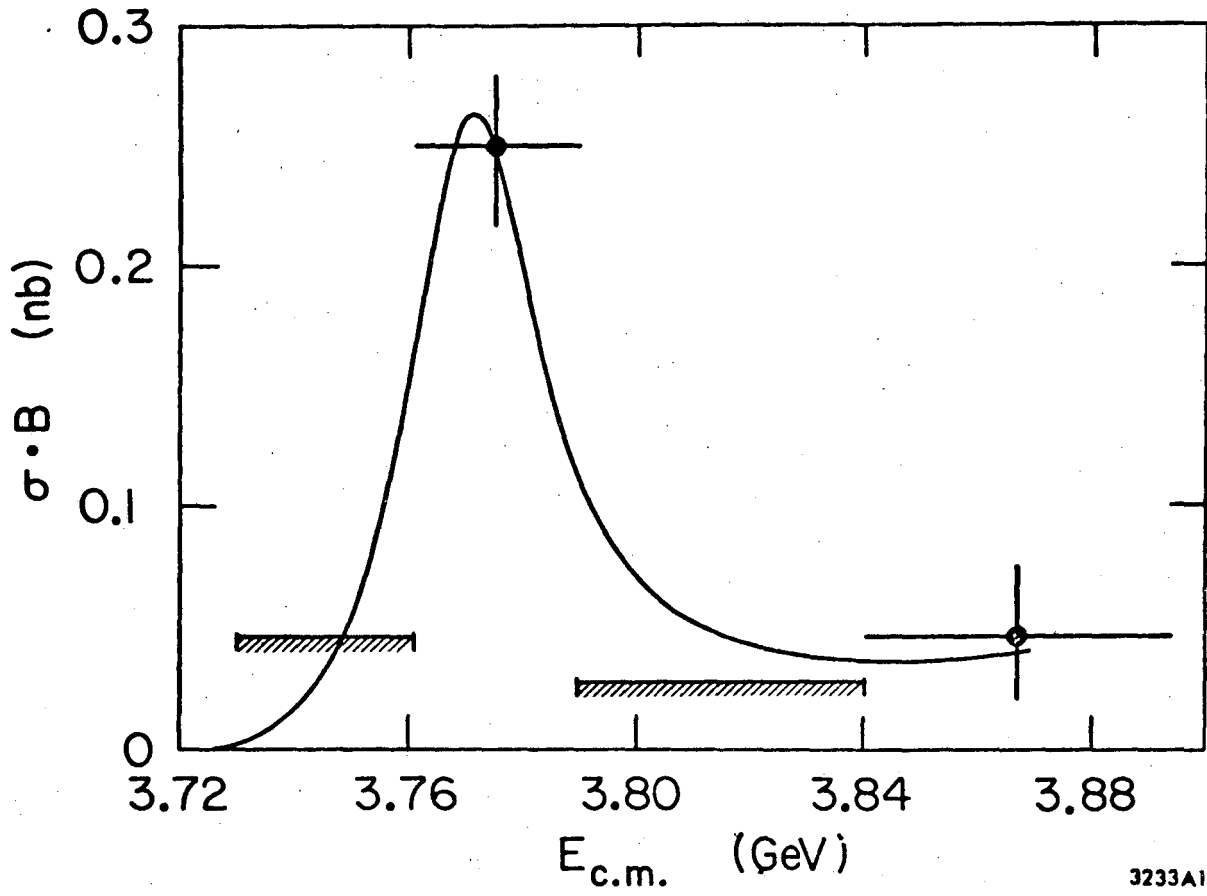
TABLE II

Number of combinations, efficiency, cross section times branching fractions (σ·B) and branching fractions for various D decay modes. The absolute branching fraction determination depend on assumptions discussed in the text.

MODE	# COMB.	EFFICIENCY	σ·B (nb)	B (%)
$\bar{K}^+ \pi^-$	130±13	.42	0.25±0.05	2.2±0.6
$K^0 \pi^+ \pi^- + c.c.$	28± 7	.05	0.46±0.12	4.0±1.3
$\bar{K}^+ \pi^+ \pi^-$	44±10	.10	0.36±0.1	3.2±1.1
$\bar{K}^0 \pi^+ + c.c.$	17± 5	.10	0.14±0.05	1.5±0.6
$\bar{K}^+ \pi^+ \pi^+$	85±11	.19	0.36±0.06	3.9±1.0

FIGURE CAPTIONS

1. $\sigma \cdot B$ for $D^0(\bar{D}^0) \rightarrow K^{\pm}\pi^{\mp}$ as a function of $E_{c.m.}$. The cross-hatched bars represent 90% c.l. upper limits. The curve represents the fit to the ψ' line shape and charmed particle background from Ref. 1 normalized to the $E_{c.m.} = 3.774$ GeV point.
2. Invariant mass spectra for various D decay modes. See text for a discussion of cuts and techniques.
3. Cosine of the angle between the incident e^+ beam and the D momentum for a) $D^0(\bar{D}^0) \rightarrow K^{\pm}\pi^{\mp}$ and b) $D^{\pm} \rightarrow K^{\mp}\pi^{\pm}\pi^{\pm}$, after background subtraction. The curves represent $\sin^2\theta$, the required distribution for the production of spinless D mesons.



3233A1

Fig. 1

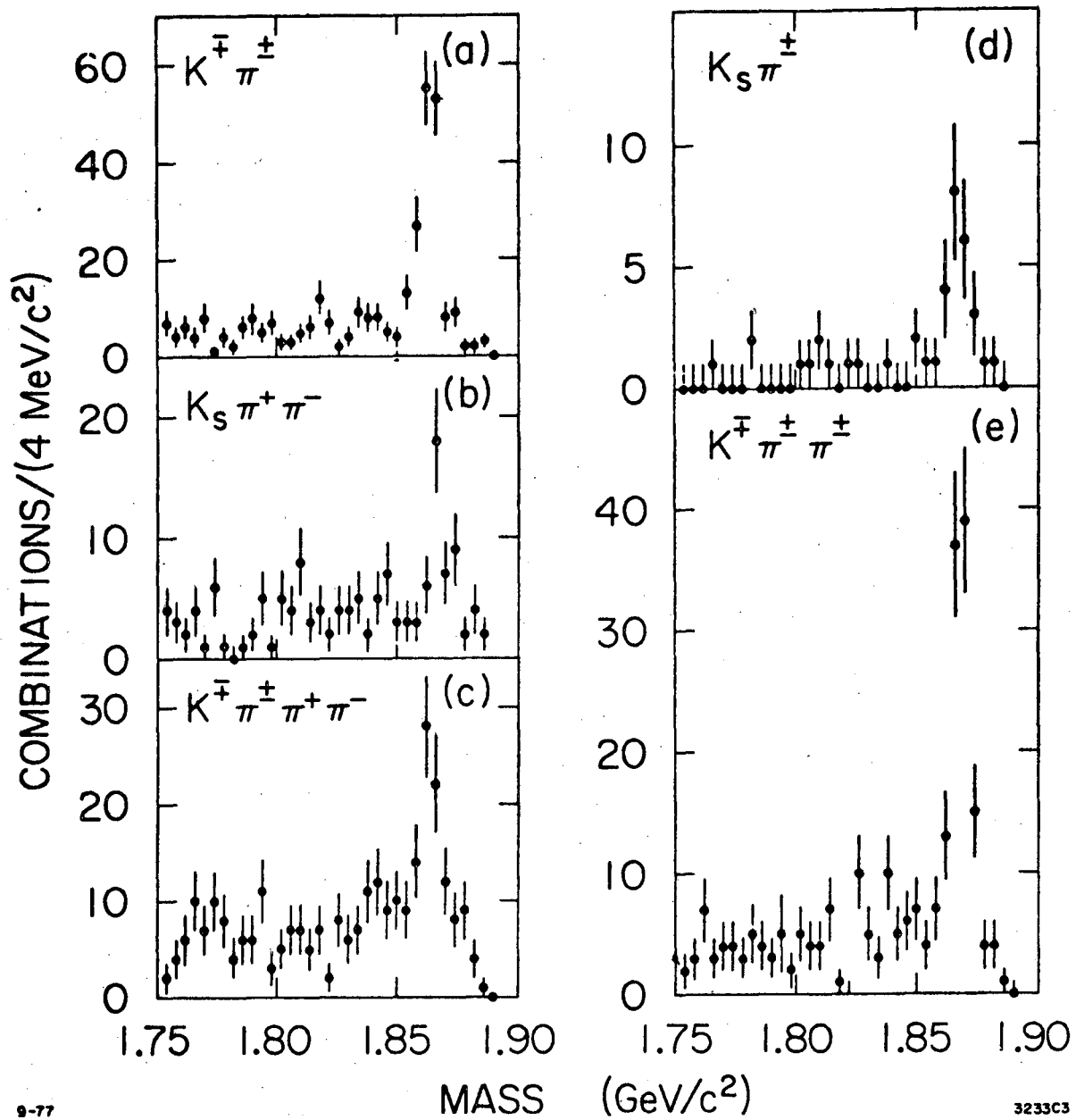


Fig. 2

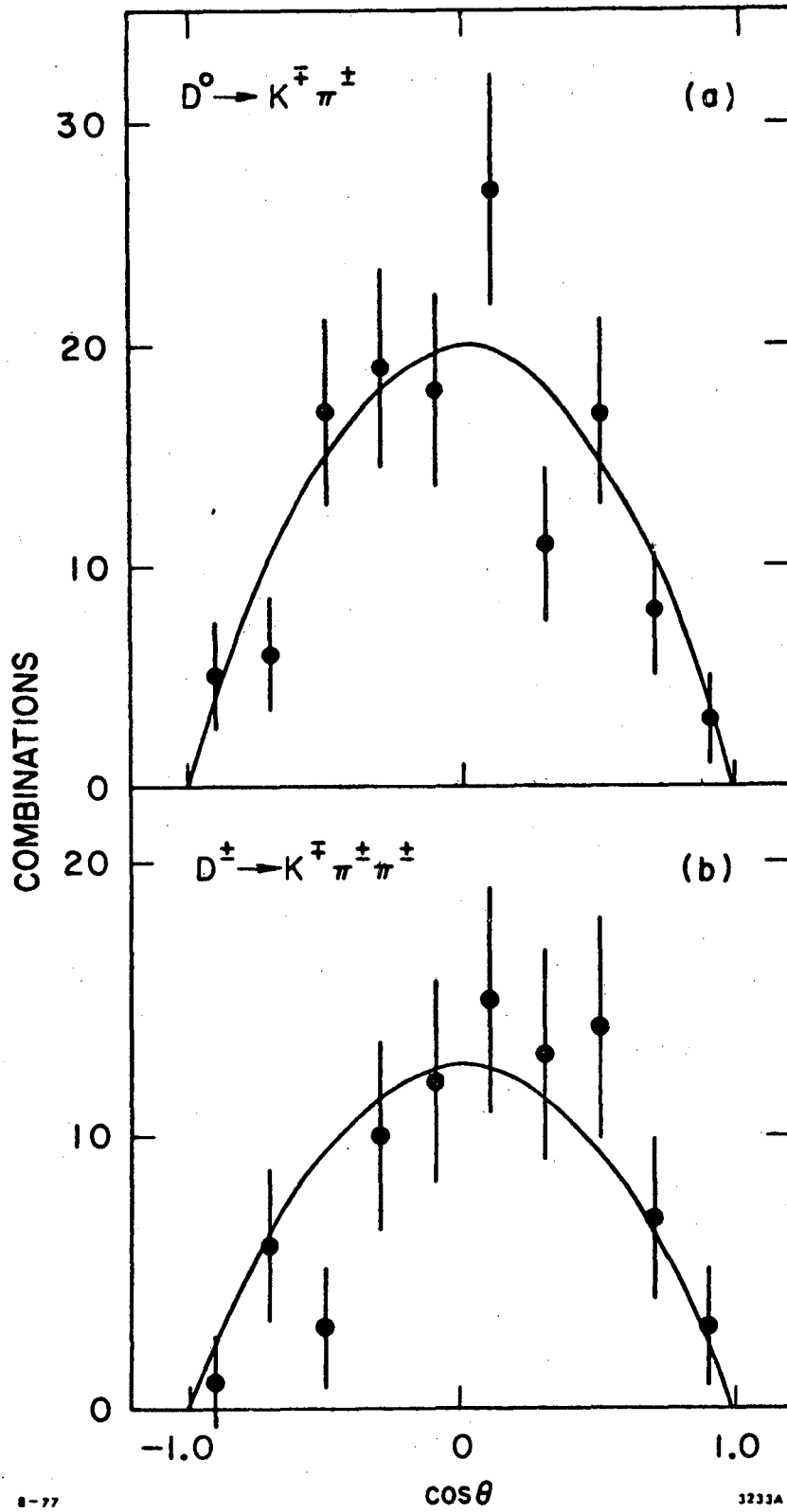


Fig. 3

This report was done with support from the Department of Energy. Any conclusions or opinions expressed in this report represent solely those of the author(s) and not necessarily those of The Regents of the University of California, the Lawrence Berkeley Laboratory or the Department of Energy.

TECHNICAL INFORMATION DEPARTMENT
LAWRENCE BERKELEY LABORATORY
UNIVERSITY OF CALIFORNIA
BERKELEY, CALIFORNIA 94720