

# Lawrence Berkeley National Laboratory

## Recent Work

### Title

THE w p |INTERFERENCE EFFECT IN THE rt+ p u\*? Jt+ n"" A. INTERACTION

### Permalink

<https://escholarship.org/uc/item/5vx7v20t>

### Authors

Goldhaber, G.  
Butler, W.R.  
Coyne, D.G.  
et al.

### Publication Date

1969-09-01

Submitted to Physical Review Letters

UCRL-19352  
Preprint

*Cy. Z*

RECEIVED  
LAWRENCE  
RADIATION LABORATORY  
OCT 27 1969  
LIBRARY AND  
DOCUMENTS SECTION

THE  $\omega\rho^0$  INTERFERENCE EFFECT IN THE  
 $\pi^+ p \rightarrow \pi^+ \pi^- \Delta^{++}$  INTERACTION

G. Goldhaber, W. R. Butler, D. G. Coyne,  
B. H. Hall, J. N. MacNaughton, and G. H. Trilling

September 1969

AEC Contract No. W-7405-eng-48

TWO-WEEK LOAN COPY

*This is a Library Circulating Copy  
which may be borrowed for two weeks.  
For a personal retention copy, call  
Tech. Info. Division, Ext. 5545*

LAWRENCE RADIATION LABORATORY  
UNIVERSITY of CALIFORNIA BERKELEY

UCRL-19352  
*Cy. Z*

## **DISCLAIMER**

This document was prepared as an account of work sponsored by the United States Government. While this document is believed to contain correct information, neither the United States Government nor any agency thereof, nor the Regents of the University of California, nor any of their employees, makes any warranty, express or implied, or assumes any legal responsibility for the accuracy, completeness, or usefulness of any information, apparatus, product, or process disclosed, or represents that its use would not infringe privately owned rights. Reference herein to any specific commercial product, process, or service by its trade name, trademark, manufacturer, or otherwise, does not necessarily constitute or imply its endorsement, recommendation, or favoring by the United States Government or any agency thereof, or the Regents of the University of California. The views and opinions of authors expressed herein do not necessarily state or reflect those of the United States Government or any agency thereof or the Regents of the University of California.

THE  $\omega\rho^0$  INTERFERENCE EFFECT IN THE  $\pi^+p \rightarrow \pi^+\pi^-\Delta^{++}$  INTERACTION\*

G. Goldhaber, W. R. Butler,<sup>†</sup> D. G. Coyne,  
B. H. Hall, J. N. MacNaughton, and G. H. Trilling

Department of Physics and Lawrence Radiation Laboratory  
University of California, Berkeley, California 94720

September 1969

## ABSTRACT


Evidence for a destructive interference effect between the  $\rho^0$  and  $\omega \rightarrow \pi^+\pi^-$  amplitudes has been observed in the channel  $\pi^+p \rightarrow \pi^+\pi^-\Delta^{++}$  at 3.7-4.0 GeV/c. On the assumption of complete coherence between the  $\rho^0$  and  $\omega \rightarrow \pi^+\pi^-$  amplitude in a subsample, discussed in the text, a branching ratio  $(\omega \rightarrow \pi^+\pi^-)/(\omega \rightarrow \pi^+\pi^-\pi^0) = 1.5\%$  is obtained with a 95% confidence level lower limit of 0.25%. The data do not lead to a significant upper limit. In terms of  $\delta$ , the off-diagonal element of the  $\rho^0\omega$  mass mixing matrix, these values are equivalent to  $\delta = 2.7$  MeV and a lower limit of 1.1 MeV. Under conditions stated in the text a value  $\beta = 1.5 \pm 0.3$  radians is obtained for the production phase of  $\rho^0$  relative to  $\omega$  in the channel studied.

---

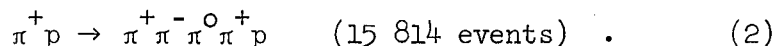
We have observed evidence for destructive interference between the  $\rho^0$  and the  $\omega$  in the  $\pi^+\pi^-$  final state, and thus for the two-pion decay mode of the  $\omega$ .<sup>1-4</sup> The observation consists of a 3.5-standard deviation dip in the  $\pi^+\pi^-$  mass spectrum at the  $\omega$  mass, together with indications of change in this same mass interval of the decay angular distribution in the  $\pi^+\pi^-$  center-of-mass system.

The experiment is part of a systematic study of the  $\pi^+p$  interaction spanning momenta between 3.7 and 4.0 GeV/c in which we have measured and

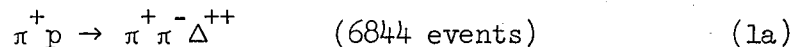
analyzed 60 000 four-prong events. In particular the observation is based on studies of the reactions:




and



Here we estimate  $\rho^0$  production in reaction (1) as 8300 events and  $\omega$  production in reaction (2) as 4300 events. The data are taken from a recent exposure consisting of 180 000 pictures from the LRL 72-inch hydrogen bubble chamber in a separated  $\pi^+$  beam at the Bevatron. The first and (when necessary) second measurements were carried out on the LRL Flying Spot Digitizer (FSD). In cases where a further measurement was required we used the on-line Franckenstein system COBWEB. All processing of events was done with the SIOUX program. In the present note we consider in particular the channels



and



for which we estimate  $\rho^0$  production as 3200 events and  $\omega$  production as 2000 events.<sup>5</sup>

We first consider the four-momentum transfer and decay-angular distributions. The  $dN/dt_e$  distributions for the  $\rho^0$  and  $\omega$  events are shown in Fig. 1a and 1b respectively. The corresponding density matrix elements  $\rho^{00}$  (evaluated in the Jackson frame) are shown in Fig. 1c and 1d. Here we define the "effective" four-momentum transfer squared  $t_e$  as  $t_e = t - t_{\min} + t_{\min}^0$ , where  $t$  is the four-momentum transfer squared,  $t_{\min}$  its physical boundary value and  $t_{\min}^0$  a constant corresponding to the physical boundary for the central mass values of the two resonances under consideration, e.g.,  $\rho^0$  and  $\Delta^{++}$ .<sup>6</sup> We find, in qualitative

agreement with earlier results,<sup>7</sup> that the  $dN/dt_e$  distribution for the  $\rho^0\Delta^{++}$  events is of the form  $e^{at_e}$  with  $a = 12 \text{ (GeV/c)}^{-2}$  and shows a break at  $|t_e| = 0.4 \text{ (GeV/c)}^2$ . On the other hand the  $dN/dt_e$  distribution for the  $\omega\Delta^{++}$  events is more complicated, exhibiting a fairly flat region up to  $|t_e| = 0.22 \text{ (GeV/c)}^2$  with a dip centered at  $|t_e| \cong 0.24 \text{ (GeV/c)}^2$  followed by a region with slope  $a = 3.4 \text{ (GeV/c)}^{-2}$ . We note that at low  $t_e$  values both channels predominantly populate the state  $|jm\rangle = |10\rangle$ , indicating  $\pi$  and B exchange respectively. In the case of the  $\rho^0$  events, Fig. 1c, the  $\rho^{00}$  values decrease gradually with increasing  $t_e$ . In the case of the  $\omega$  events  $\rho^{00}$  goes through a dip at  $|t_e| = 0.24 \text{ (GeV/c)}^2$  and then rises again gradually. These features will be discussed in detail in a later note. For the present considerations of the interference effect in the  $\pi^+\pi^-$  mass spectrum we confine ourselves to the region  $|t_e| < 0.22 \text{ (GeV/c)}^2$  for which the average  $\rho^{00}$  values are:

$$\overline{\rho_{\rho}^{00}} = 0.74 \pm 0.01 \quad \text{and} \quad \overline{\rho_{\omega}^{00}} = 0.56 \pm 0.04 .$$

The  $\pi^+\pi^-$  invariant mass distribution for reaction (1a) is shown in Fig. 2a. A dip is seen at the  $M(\pi^+\pi^-) = 780\text{-}790 \text{ MeV}$  mass bin (where  $m_{\omega} = 783.4 \text{ MeV}$ ). We find that this dip in the  $\pi^+\pi^-$  mass spectrum is considerably enhanced for  $|t_e| < 0.22$ , Fig. 2b; but does not occur for  $|t_e| > 0.22$ , Fig. 2c. A background subtraction,<sup>8</sup> from the two sides of the  $\Delta^{++}$  band, Fig. 2d, enhances the effect but leaves the statistical significance almost unaltered. Increased confidence that this dip is not merely a large statistical fluctuation which happens to occur at the  $\omega$  mass is provided by examination of the distribution of the independent variable  $\theta$ , the angle between incident  $\pi^+$  and outgoing  $\pi^+$  in the  $\pi^+\pi^-$  center-of-mass system. At the mass of the  $\omega$ , partial cancellation of the  $\omega \rightarrow \pi^+\pi^-$  and  $\rho^0$  amplitudes each in the dominant spin state  $|10\rangle$  could lead to a change from the well-known

characteristic distribution for  $\rho$ -decay; i.e., a  $\cos^2 \theta$  dependence together with a forward asymmetric term. Figure 3a-e shows the angular distributions, with a background subtraction, as the  $\pi^+ \pi^-$  mass varies from below to above  $m_\omega$ . At the bin corresponding to the dip, there does indeed appear to be a flattening of the distribution, although on its own this effect is not of great statistical significance.

We now proceed to estimate the branching ratio  $R = (\omega \rightarrow \pi^+ \pi^-) / (\omega \rightarrow \pi^+ \pi^- \pi^0)$ . We obtain a lower limit to R by fitting the interference effect, for the sample in Fig. 2b, on the assumption that for this sample there is complete coherence between the  $\rho^0$  and  $\omega \rightarrow \pi^+ \pi^-$  amplitudes. To obtain an upper limit to R we would have to find a sample for which the  $\rho^0$  amplitude vanishes while the  $\omega$  amplitude is still finite or for which one knows the degree of coherence (e.g., complete incoherence) between the  $\rho$  and the  $\omega \rightarrow \pi^+ \pi^-$  amplitudes. Since no such sample is available in our data, we cannot give a significant upper limit to R.

It is clear from our data that we observe a destructive interference effect between the  $\rho^0$  and  $\omega$  amplitudes. Thus the overall phase difference between the two amplitudes must be close to  $\pi$ . This phase difference is composed of two parts: (a) the relative production phase  $\beta$  between  $\rho^0$  and  $\omega$ , which is characteristic of our particular production process (i.e., through channels 1a and 2a) and (b) the phase  $\beta'$  of the G parity violating amplitude for  $\omega$  decay into  $\pi^+ \pi^-$  which is common to all reactions in which this decay can be studied. The observed interference effect thus implies  $\beta + \beta' \approx \pi$ . Using a phenomenological parameterization invoking only a few well-tested assumptions, the  $\pi^+ \pi^-$  mass spectrum  $dN/dM$  can be expressed as

$$\frac{dN}{dM} = n \left[ |c_\rho b_\rho(M) + c_\omega \alpha e^{i\beta} \sqrt{\Gamma_\rho/2} b_\rho(M) b_\omega(M)|^2 + I(M) \right]. \quad (3)$$

The two terms within the absolute value signs represent the amplitude for  $\rho^0$

production  $\rightarrow \pi^+ \pi^-$  decay, and for  $\omega$  production  $\rightarrow \pi^+ \pi^-$  decay, averaged over angles and the chosen  $t_e$  interval. Here the form of the  $\omega$  decay amplitude is motivated by the knowledge that the "intrinsic"  $\omega \rightarrow \pi\pi$  decay amplitude is small<sup>9</sup> and hence the observed decay must proceed through a  $\rho^0$  intermediate state.<sup>10</sup> In this phenomenological treatment  $c_\lambda$  are taken as real numbers proportional to the square root of the number of events of particle  $\lambda$  produced in the selected  $t_e$  interval. In this sample these numbers are  $N_\rho = 2130$  and  $N_\omega = 540$ . The expression  $b_\lambda(M)$  is the mass dependence of a Breit-Wigner amplitude:

$$b_\lambda(M) = \frac{\sqrt{\Gamma_\lambda/2}}{M_\lambda - M - i\Gamma_\lambda/2} .$$

The term  $I(M)$  represents the background, considered here as incoherent, and of the form  $a + bM$  multiplied by a phase space factor. The  $\lambda n$  is an overall normalization. Under the assumption of complete coherence between the  $\rho^0$  and  $\omega \rightarrow \pi^+ \pi^-$  amplitudes in this sample, the value of  $\alpha$  gives the branching ratio by  $R = \alpha^2$ . The expression  $\frac{\alpha}{2} \sqrt{\Gamma_\rho \Gamma_\omega} b_\rho(M)$  describes the G-parity violating amplitude for  $\omega$  decay into  $\pi^+ \pi^-$ , provided that  $R$  is "large" ( $\geq 1\%$ ). This form of the vertex function follows from unitarity (Watson's theorem), and from  $\rho^0$  dominance of the p-wave  $\pi^+ \pi^-$  scattering amplitude.<sup>11</sup> The decay phase is given by  $\beta' = \arg[\sqrt{\Gamma_\rho/2} b_\rho(M)]$  and since the  $\rho$  and  $\omega$  masses are very close this yields<sup>12</sup>  $\beta' \approx \pi/2$  at  $M = M_\omega$ .

We have carried out a least squares fit of expression (3) above to our data in Fig. 2b in which we left  $\alpha$ ,  $\beta$ ,  $M_\rho$ , and  $\Gamma_\rho$  as free parameters.<sup>13</sup> The best values give  $\alpha = 0.12 \pm 0.04$ ,  $\beta = 1.5 \pm 0.3$  radians,  $M_\rho = 766 \pm 3$  MeV, and  $\Gamma_\rho = 161 \pm 10$  MeV when fitting to the data between the  $\pi^+ \pi^-$  mass of 650 MeV and 900 MeV. Here the background intensity was first estimated from the entire mass spectrum shown in Fig. 2b and amounts to 11% in the mass region fitted. This fit is shown as the solid curve in Fig. 2b. The dashed line represents



the background term. The enlarged insert of the region of the dip, Fig. 2e, shows the fit in greater detail (solid curve) as well as a fit with our resolution function of FWHM of  $10 \pm 1$  MeV folded in (dashed curve).<sup>14</sup> We find that inclusion of this resolution function has negligible effect on the fitting parameters and the quality of the fit. For the present we have ignored the  $\pi^+ \pi^-$  S-wave effect, in that we have fitted mass distributions only. In the future, if large amounts of high resolution data become available, it is an intriguing possibility to study the S-wave effects in the  $\omega$ - $\rho^0$  interference region.

Under the assumptions of the above fit the value of  $\alpha$  leads to a ratio  $R = 1.5\%$ , and in particular allows us to quote the 95% confidence level lower limit of  $R$  as  $0.25\%$ . As we cannot measure the actual degree of coherence between  $\rho^0$  and  $\omega \rightarrow \pi^+ \pi^-$  decay, expression (3) does not lead to a useful upper limit to  $R$ .

In conclusion, we have observed evidence for destructive interference between  $\rho^0$  and  $\omega \rightarrow \pi^+ \pi^-$  amplitudes in the channel  $\pi^+ p \rightarrow \pi^+ \pi^- \Delta^{++}$ . If we accept the above-mentioned theoretical value for the  $\omega \rightarrow \pi^+ \pi^-$  decay phase  $\beta'$  this leads to a measure of the relative  $\rho^0$  and  $\omega$  production phase  $\beta = 1.5 \pm 0.3$  radians, a result which has been interpreted by A. S. Goldhaber, Fox, and Quigg<sup>11</sup> as evidence for partial  $\pi$ -B exchange degeneracy. This interpretation then leads to predictions for  $\beta$  of  $-\pi/2$  for the  $\pi^- p \rightarrow n \pi^+ \pi^-$  reaction and  $0(\pi)$  for  $K^-(\bar{K}^0)$ -induced reactions. Furthermore, these authors point out that universal coupling of photons to vector mesons implies  $\beta = 0$  for the  $e^+ e^- \rightarrow \pi^+ \pi^-$  formation.<sup>15</sup> Thus for the different reactions and  $\beta$  values the interference pattern at the  $\omega$  mass is expected to go through the entire gamut of possible shapes from destructive to constructive interference. The value we quote for  $R$  from expression (3) will tend to be an underestimate as any incoherent

component in the data sample of Fig. 2b will increase R. The related quantity  $\delta$  (the off-diagonal element of the  $\rho^0, \omega$  mass mixing matrix)<sup>16</sup> is given by  $\delta = (\alpha/2)\sqrt{\Gamma_\rho \Gamma_\omega}$ . We thus obtain a corresponding value of  $\delta = 2.7$  MeV and a 95% confidence level lower limit on  $\delta$  of 1.1 MeV.

We wish to acknowledge our indebtedness to the Alvarez Group Bubble Chamber crew under Robert Watt and the Bevatron crew under Walter Hartsough for help in carrying out this experiment. We would like to thank John Kadyk for his generous contributions and participation in the early stages of this work. Furthermore, we would like to acknowledge the important contributions made by the meticulous efforts of our scanning and measuring staff and the FSD staff under Howard White, as well as the programming work of Emmett Burns. We have benefited from discussions with A. S. Goldhaber, J. D. Jackson, and C. Quigg.

## FOOTNOTES AND REFERENCES

\*Work supported by the U. S. Atomic Energy Commission.

†On leave from David Lipscomb College, Nashville, Tennessee.

1. Preliminary results on these data were presented at the Conference on  $\pi\pi$  and  $K\pi$  Interactions, Argonne National Laboratory, May 11-16, 1969, and at the Lund International Conference on Elementary Particles, June 25-July 1, 1969.
2. For theoretical background see, for example, J. Bernstein and G. Feinberg, *Nuovo Cimento* 25, 1343 (1962) and J. Harte and R. G. Sachs, *Phys. Rev.* 135, B459 (1964).
3. For earlier experimental results see S. M. Flatté, D. O. Huwe, J. J. Murray, J. B. Shafer, F. T. Solnitz, M. L. Stevenson, and C. G. Wohl, *Phys. Rev.* 145, 1050 (1966). Also S. M. Flatté, *Phys. Rev.* 155, 1517 (1967) and UCRL-18687, submitted to *Physical Review*, and references quoted therein.
4. For compilations and interpretation of earlier data see G. Lütjens and J. Steinberger, *Phys. Rev. Letters* 12, 517 (1964). Also see M. Roos, *Nucl. Phys.* B2, 615 (1967) and J. Pisut and M. Roos, *Nucl. Phys.* B6, 325 (1968).
5. The number of events in a double resonance region, e.g.,  $\rho^0\Delta^{++}$ , are estimated by considering the entire width of the meson resonance above an incoherent background for a cut on the  $p\pi^+$  mass. We have used a rather narrow mass band for  $\Delta^{++}$  (1160-1280 MeV). When we refer to the number of events in channels 1a and 2a, we mean the number of events obtained for the above  $\Delta^{++}$  mass cut. When events in the meson bands are given, we use 680 to 860 MeV for the  $\rho^0$  band and 760 to 820 MeV for the  $\omega$  band.
6. Thus  $t_e$  has the same property as  $t' = t - t_{\min}$  in eliminating boundary effects but also gives the effective distance to the pole of the exchange particle just as  $t$  does.
7. See for example, D. Brown et al., *Phys. Rev. Letters* 19, 664 (1967) and earlier references quoted therein.

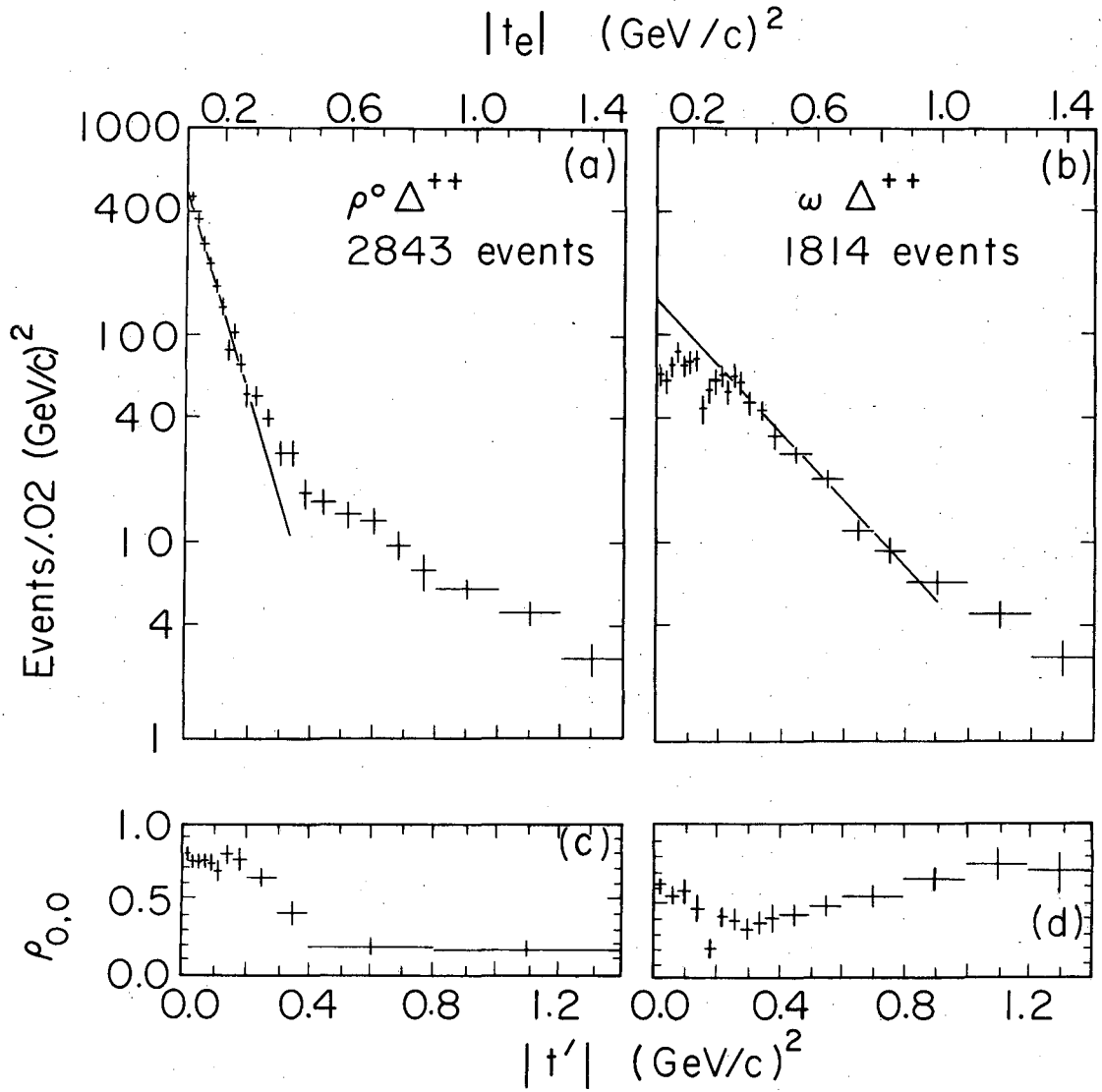
8. The background subtraction consisted of subtracting the events in the  $\pi^+ p$  mass regions 1100-1160 and 1280-1340 MeV from the  $\Delta^{++}$  band, defined here as 1160-1280 MeV.
9. R. Gatto, Nuovo Cimento 28, 658 (1963).
10. S. Coleman, S. L. Glashow, H. J. Schnitzer, and R. Socolow, XII International Conference on High-Energy Physics, Dubna, 1964, Vol. I, p. 785.
11. A. S. Goldhaber, G. C. Fox, and C. Quigg, UCRL-19241, Physics Letters (in publication).
12. More accurately  $\beta' = \pi/2 + \tan^{-1}[(M_\omega - M_\rho)/(\Gamma_\rho/2)]$ .
13. In the fit we have actually used a slightly different Breit-Wigner amplitude for the  $\rho$  meson; viz.,  $b_\rho(M) = \sqrt{2\Gamma_\rho M/\pi} / (M_\rho^2 - M^2 - iM\Gamma_\rho)$  with  $\Gamma_\rho(M) = \Gamma_\rho(p/p_0)^3(M_\rho/M)$  where  $p$  is the  $\pi$  momentum in the  $\rho$  center of mass and  $p_0$  corresponds to its value for  $M = M_\rho$ . See J. D. Jackson, Nuovo Cimento 34, 1644 (1964). Furthermore, we have included a phase space factor for the production process.
14. We have confirmed by independent checks that (a) our resolution is well determined and reproduces the mass distributions for physical  $\delta$ -functions such as the  $\eta$  in reaction (2) and (b) that this resolution ( $\pm 4$  MeV in average  $\sigma$ ) does not seriously deteriorate the significance of a dip of  $\omega$ -like width. The significance would be seriously affected for a FWHM  $\approx 20$  MeV.
15. While this paper was in preparation, evidence for a  $\rho^0, \omega \rightarrow \pi^+ \pi^-$  interference effect has been reported for the  $e^+ e^- \rightarrow \pi^+ \pi^-$  reaction and interpreted by the authors as showing  $\beta + \beta' \approx \pi$  and thus  $\beta \approx \pi/2$  [J. E. Augustin et al., Nuovo Cimento Letters II, 214 (1969)]. This interpretation is thus at variance with the one given in Ref. 11.
16. See for example, S. Coleman and S. Glashow, Phys. Rev. Letters 6, 423 (1961), Phys. Rev. 134, B671 (1964), J. Yellin, Phys. Rev. 147, 1080 (1966) and others quoted in Ref. 11.

## FIGURE LEGENDS

Fig. 1. The  $dN/dt_e$  and  $\rho^{00}$  distributions versus  $|t'|$  lower scale and  $|t_e|$  upper scale. See text for definitions. (a) and (c) For the channel  $\pi^+ p \rightarrow \rho^0 \Delta^{++}$ ; (b) and (d) for the channel  $\pi^+ p \rightarrow \omega \Delta^{++}$ .

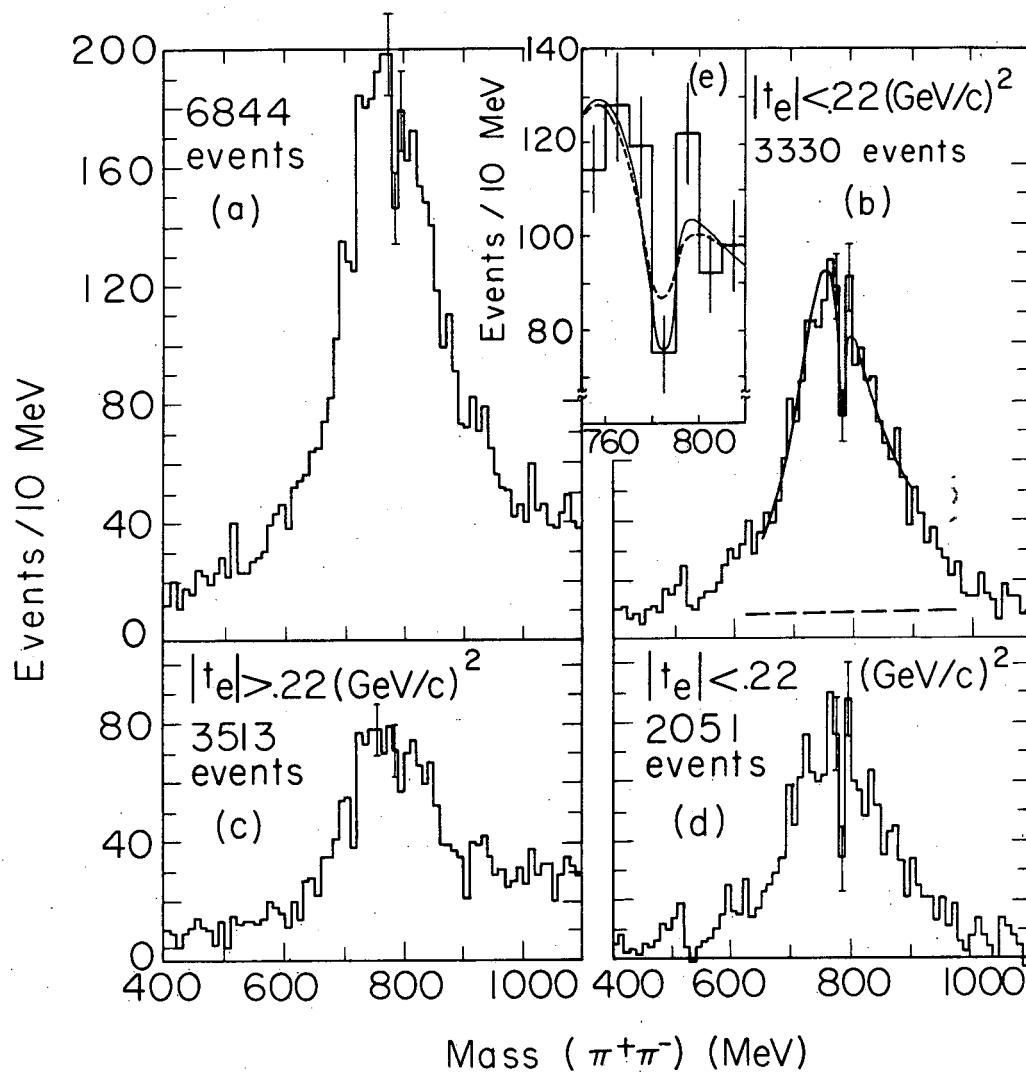
Fig. 2. The  $\pi^+ \pi^-$  invariant mass spectrum for the channel  $\pi^+ p \rightarrow \pi^+ \pi^- \Delta^{++}$ . (a) The entire data. (b) For  $|t_e| < 0.22 \text{ (GeV/c)}^2$ . The solid curve corresponds to the fit to expression (3) in the text. The dashed line represents the incoherent background contribution. <sup>(c)</sup> For  $|t_e| > 0.22 \text{ (GeV/c)}^2$ . (d) For  $|t_e| < 0.22 \text{ (GeV/c)}^2$  with background subtraction from both sides of the  $\Delta^{++}$  band. (e) Enlargement of the  $\rho^0 \omega$  interference region from 2(b). The dashed curve represents a fit with our resolution function folded in and the result averaged over each bin.

Fig. 3. (a) to (e) The  $\cos \theta$  distribution for the same events as in Fig. 2(d) in a series of 10-MeV  $\pi^+ \pi^-$  mass intervals. The mass intervals in MeV are indicated on each histogram.



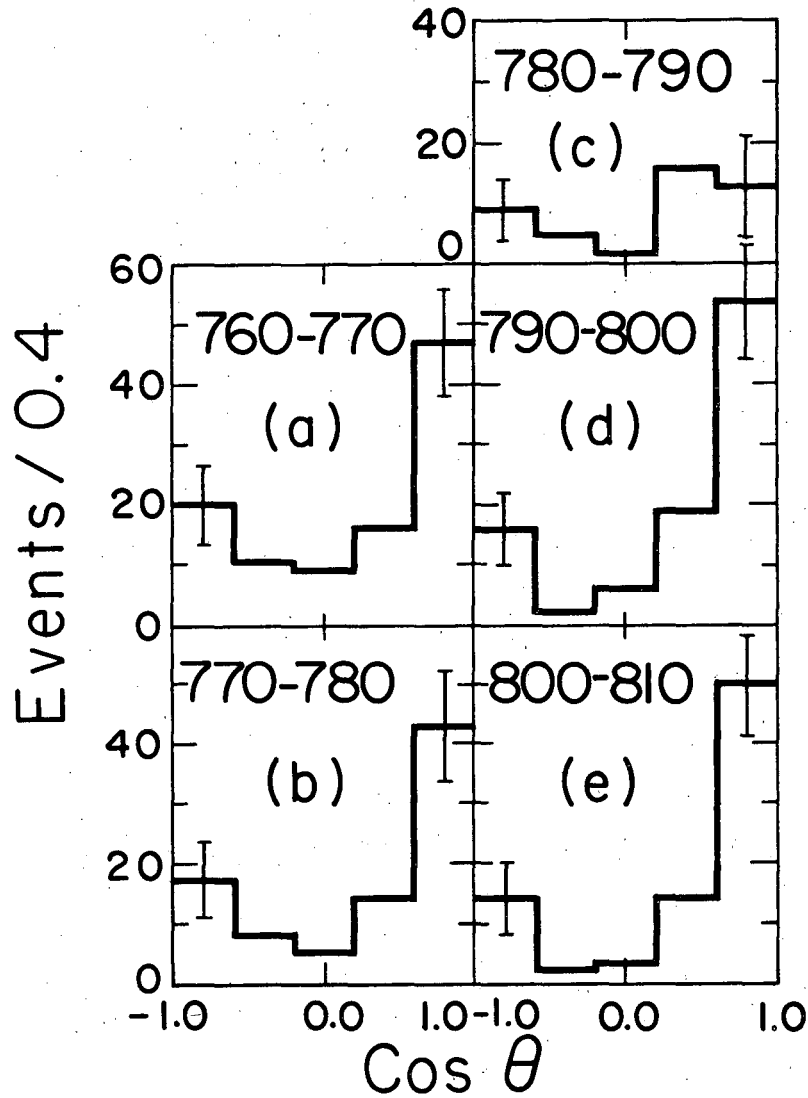
XBL699-3796

Fig. 1



XBL699-3797

Fig. 2



XBL699-3795

Fig. 3



LEGAL NOTICE

*This report was prepared as an account of Government sponsored work. Neither the United States, nor the Commission, nor any person acting on behalf of the Commission:*

- A. Makes any warranty or representation, expressed or implied, with respect to the accuracy, completeness, or usefulness of the information contained in this report, or that the use of any information, apparatus, method, or process disclosed in this report may not infringe privately owned rights; or*
- B. Assumes any liabilities with respect to the use of, or for damages resulting from the use of any information, apparatus, method, or process disclosed in this report.*

*As used in the above, "person acting on behalf of the Commission" includes any employee or contractor of the Commission, or employee of such contractor, to the extent that such employee or contractor of the Commission, or employee of such contractor prepares, disseminates, or provides access to, any information pursuant to his employment or contract with the Commission, or his employment with such contractor.*

TECHNICAL INFORMATION DIVISION  
LAWRENCE RADIATION LABORATORY  
UNIVERSITY OF CALIFORNIA  
BERKELEY, CALIFORNIA 94720