

UC Irvine

UC Irvine Previously Published Works

Title

High field magnetotransport and specific heat in YbAgCu₄

Permalink

<https://escholarship.org/uc/item/5tn3x07h>

Journal

Physica B Condensed Matter, 206(C)

ISSN

0921-4526

Authors

Lacerda, A
Graf, T
Hundley, MF
[et al.](#)

Publication Date

1995-02-01

DOI

10.1016/0921-4526(94)00458-8

Copyright Information

This work is made available under the terms of a Creative Commons Attribution License, available at <https://creativecommons.org/licenses/by/4.0/>

Peer reviewed



High field magnetotransport and specific heat in YbAgCu_4

A. Lacerda^{a,*}, T. Graf^{a,b}, M.F. Hundley^b, M.S. Torikachvili^{b,c}, J.M. Lawrence^d,
J.D. Thompson^b, D. Gajewski^e, P.C. Canfield^f, Z. Fisk^{b,e}

^aNational High Magnetic Field Laboratory, Pulse Facility, Los Alamos, NM 87545, USA

^bLos Alamos National Laboratory, Los Alamos, NM 87545, USA

^cSan Diego State University, Department of Physics, San Diego, CA 92182, USA

^dDepartment of Physics, University of California, Irvine, CA 92717, USA

^eUniversity of California, San Diego, Department of Physics, La Jolla, CA 92093, USA

^fAmes Laboratory, Ames, IA 50011, USA

Abstract

The electrical resistivity (ρ) and magnetoresistance of polycrystalline YbAgCu_4 have been measured at temperatures between 25 mK and 300 K, and at magnetic fields (B) up to 18 T. The magnetoresistance $(\rho(B) - \rho(0))/\rho(0)$ is positive at all temperatures below 200 K and reaches its maximum of 60% at 18 T and 25 mK. The field- and temperature-dependent resistivity does not scale in a simple way. The opposite sign of the magnetoresistance at ambient and high pressure can be explained qualitatively by crystal-field effects lifting the degeneracy of the $J = 7/2$ groundstate. The linear coefficient of the specific heat (γ) measured at fields up to 10 T shows a quadratic field dependence. We did not find a linear relation between γ^2 and A , the T^2 -coefficient of the temperature-dependent resistivity, with the applied magnetic field as the implicit parameter.

YbAgCu_4 is one of the few Yb-based intermetallic compounds with a large linear coefficient of the specific heat $\gamma = 245 \text{ mJ/mol K}^2$ [1]. Its temperature-dependent magnetic susceptibility and specific heat are described well by the Coqblin–Schrieffer model with $J = 7/2$ and a characteristic energy scale $T_0 \approx 160 \text{ K}$ [1,2]. Inelastic neutron scattering [3] finds no evidence for well-defined crystal-field excitations consistent with the susceptibility results. Application of pressure causes a rapid decrease in T_{max} , the temperature at which the resistivity is maximal, and an increase in the T^2 -coefficient of the resistivity (A) [4,5], suggesting that $\partial T_0/\partial P < 0$. At sufficiently high pressures, it is distinctly possible that T_0 becomes much smaller than the crystal-field splitting of the J -multiplet, the ground state degeneracy is at least partially lifted and spin fluctuations increasingly dominate electrical transport

at low temperatures. This possibility could provide a partial explanation for the significantly different magnetoresistive behavior of YbAgCu_4 at low and high pressures. At ambient pressure the magnetoresistance is positive for $T < 20 \text{ K}$ and fields $< 10 \text{ T}$ [4] but for pressures $> 70 \text{ kbar}$, the magnetoresistance is strongly negative [5]. To explore in more detail the origin of these opposite behaviors at low and high pressure (at large and small T_0 , respectively) the specific heat (C), of YbAgCu_4 was measured in fields to 10 T for temperatures $4 \text{ K} \leq T \leq 10 \text{ K}$ and the electrical resistivity at fields up to 18 T and temperatures between 25 mK and 300 K.

The preparation of polycrystalline samples has been described previously [5]. The electrical resistivity was measured using a four lead AC resistance bridge (LR-400) operating at 17 Hz. The magnetic field was applied perpendicularly to the current (transverse geometry) and was generated by a 20 T superconducting magnet at the National High Magnetic Field Laboratory, Los Alamos Facility. The specific heat

* Corresponding author.

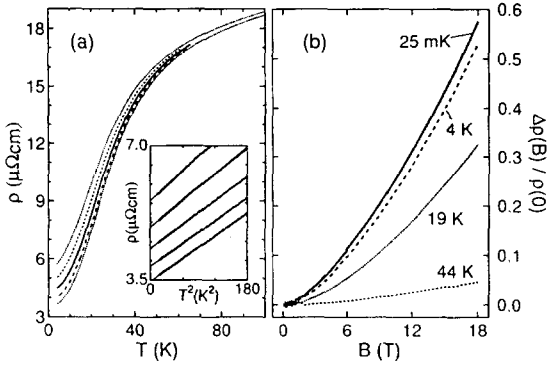


Fig. 1. (a) Resistivity ρ as a function of temperature T at magnetic fields of 0 (bottom curve), 6, 10, 14 and 18 T (top curve). Inset ρ versus T^2 at the same fields. The lines are linear fits to the data. (b) Magnetoresistance $(\rho(B) - \rho(0))/\rho(0)$ as a function of magnetic field B at different temperatures.

was measured in a small mass calorimeter utilizing a relaxation method.

Fig. 1(a) shows the temperature-dependent resistivity ρ of YbAgCu_4 in magnetic fields from 0 to 18 T. For $T < 15$ K, the curves can be fitted to $\rho(T, B) = \rho_0(B) + A(B)T^2$, which is shown explicitly in the inset of Fig. 1(a). The magnetoresistance $(\rho(B) - \rho(0))/\rho(0)$ is positive for all temperatures < 200 K and reaches its maximum of 60% at 18 T and 25 mK. The monotonic evolution of the magnetoresistance with increasing temperature is shown in Fig. 1(b). At each temperature $\Delta\rho/\rho(0) \propto B^\alpha$, with $\alpha \approx 1.5$. The data shown in Fig. 1(a) do not scale in any simple way, contrary to what has been found for pressure-induced changes in the resistivity [6]. For example, plots of ρ/ρ_i versus T/T_i , where ρ_i and T_i are the resistivity and temperature where $\partial\rho/\partial T$ is a maximum, do not scale, nor does plotting the data in a Kohler-form $\Delta\rho/\rho(0) = f(B/\rho(0))$, or as ρ versus $T\sqrt{A}$.

The specific heat divided by temperature is plotted in Fig. 2 as a function of T^2 for various applied fields. Solid lines are least square fits to the data and yield the linear coefficients γ , which are shown in Fig. 3 to increase linearly with B^2 . With the usual assumption that $\gamma \propto 1/T_0$, this implies that T_0 is inversely proportional to B^2 . From the linear relation $\gamma \propto \sqrt{A}$ found [7] for several heavy fermion compounds at zero field, A would, be expected to increase as B^4 . Fig. 3 shows the measured change in A as a function of B^2 . Although $A(B)$ increases superlinearly in B^2 for $B \leq 12$ T, at higher fields A varies approximately as B^2 . The inset of Fig. 3 clearly demonstrates the absence of

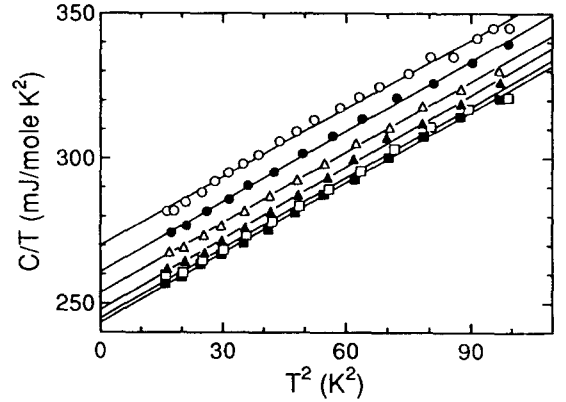


Fig. 2. Specific heat C divided by temperature T as a function of T^2 at different magnetic fields (0, 2, 4, 6, 8, 10 T, from bottom to top). The lines are linear least squares fits.

a linear correlation between γ and \sqrt{A} for $B \leq 10$ T. This is contrary to what was found [8] when pressure was the implicit variable.

Qualitatively the different field responses of YbAgCu_4 at zero and high pressures can be understood as follows. Okiji and Kawakami [9] have shown for the $J = 5/2$ Coqblin-Schrieffer model that γ increases approximately quadratically with field for $B < 0.4 T_0$ ($B < 95$ T for $T_0 = 160$ K). A similar situation is expected to hold for $J = 7/2$, i.e. YbAgCu_4 at ambient pressure. From the assumed relationship between γ and A , therefore it would be expected that A increases with B , as found at ambient pressure. On the other hand, for $J = 1/2$, γ decreases strongly with field

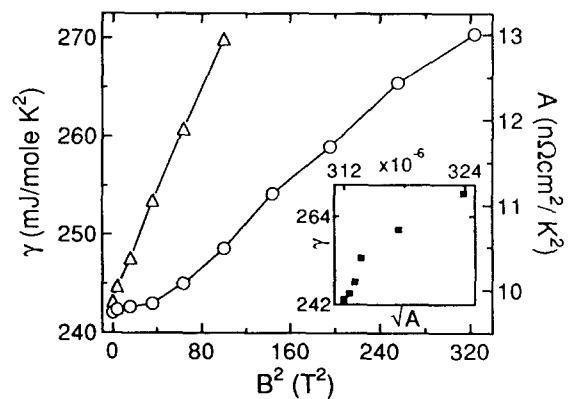


Fig. 3. Linear coefficient of specific heat γ (Δ , left axis) and T^2 -coefficient of resistivity A (\circ , right axis) as a function of magnetic field squared. Inset γ versus $A^{1/2}$ with field as the implicit variable.

[9,10] and A should also be found decreasing with the field, as observed at high pressures [5]. Although, a change in ground state degeneracy appears to account qualitatively for observations at ambient and high pressure, there remain quantitative questions to be addressed. The 10% increase in γ at 10 T is larger than predicted, at least for $J = 5/2$. The large change in ρ_0 in the applied field, for either ambient or high pressures, lacks a simple explanation, as does the field dependence of A and, more generally, of $\rho(T)$. Additional high field measurements on heavy fermion systems are now in progress to identify to what extent these features are general [11].

Acknowledgements

Work at Los Alamos was performed under the auspices of the U.S. Department of Energy. The National High Magnetic Field Laboratory is supported by the National Science Foundation.

References

- [1] C. Rossel et al., *Phys. Rev. B* 35 (1987) 1914.
- [2] M.J. Besnus et al., *Physica B* 163 (1990) 571.
- [3] A. Servering et al., *Phys. Rev. B* 41 (1990) 1739.
- [4] E. Bauer et al., *Physica B 206 & 207 (1995) 352*.
- [5] T. Graf et al., *Physica B 206 & 207 (1995) 349*.
- [6] J.D. Thompson et al., in: *Theoretical and Experimental Aspects of Valence Fluctuations*, eds. L.S. Gupta and S.K. Malik (Plenum, New York, 1987) p 151.
- [7] K. Kadowaki and S.B. Woods, *Solid State Commun.* 58 (1986) 507.
- [8] J.D. Thompson, J.M. Lawrence and Z. Fisk, *J. Low Temp. Phys.* 95 (1994) 59.
- [9] A. Okiji and N. Kawakami, *J. Magn. Magn. Mater.* 54–57 (1986) 327.
- [10] K. Takegahara and T. Kasuya, *Physica B* 163 (1990) 216.
- [11] T. Graf et al., in press.