

Lawrence Berkeley National Laboratory

Lawrence Berkeley National Laboratory

Title

Particle-type dependence of azimuthal anisotropy and nuclear modification of particle production in Au+Au collisions at $\sqrt{s_{NN}} = 200$ GeV

Permalink

<https://escholarship.org/uc/item/5qm5r7zt>

Authors

Adams, J.
Adler, C.
Aggarwal, M.M.
et al.

Publication Date

2003-06-18

Peer reviewed

Particle-type dependence of azimuthal anisotropy and nuclear modification of particle production in Au+Au collisions at $\sqrt{s_{NN}} = 200$ GeV

J. Adams,³ C. Adler,¹² M.M. Aggarwal,²⁵ Z. Ahammed,³⁸ J. Amonett,¹⁷ B.D. Anderson,¹⁷ M. Anderson,⁵ D. Arkhipkin,¹¹ G.S. Averichev,¹⁰ S.K. Badyal,¹⁶ J. Balewski,¹³ O. Barannikova,^{28,10} L.S. Barnby,³ J. Baudot,¹⁵ S. Bekele,²⁴ V.V. Belaga,¹⁰ R. Bellwied,⁴¹ J. Berger,¹² B.I. Bezverkhny,⁴³ S. Bhardwaj,²⁹ P. Bhaskar,³⁸ A.K. Bhati,²⁵ H. Bichsel,⁴⁰ A. Billmeier,⁴¹ L.C. Bland,² C.O. Blyth,³ B.E. Bonner,³⁰ M. Botje,²³ A. Boucham,³⁴ A. Brandin,²¹ A. Bravar,² R.V. Cadman,¹ X.Z. Cai,³³ H. Caines,⁴³ M. Calderón de la Barca Sánchez,² J. Carroll,¹⁸ J. Castillo,¹⁸ M. Castro,⁴¹ D. Cebra,⁵ P. Chaloupka,⁹ S. Chattopadhyay,³⁸ H.F. Chen,³² Y. Chen,⁶ S.P. Chernenko,¹⁰ M. Cherney,⁸ A. Chikanian,⁴³ B. Choi,³⁶ W. Christie,² J.P. Coffin,¹⁵ T.M. Cormier,⁴¹ J.G. Cramer,⁴⁰ H.J. Crawford,⁴ D. Das,³⁸ S. Das,³⁸ A.A. Derevschikov,²⁷ L. Didenko,² T. Dietel,¹² W.J. Dong,⁶ X. Dong,^{32,18} J.E. Draper,⁵ F. Du,⁴³ A.K. Dubey,¹⁴ V.B. Dunin,¹⁰ J.C. Dunlop,² M.R. Dutta Majumdar,³⁸ V. Eckardt,¹⁹ L.G. Efimov,¹⁰ V. Emelianov,²¹ J. Engelage,⁴ G. Eppley,³⁰ B. Erazmus,³⁴ M. Estienne,³⁴ P. Fachini,² V. Faine,² J. Faivre,¹⁵ R. Fatemi,¹³ K. Filimonov,¹⁸ P. Filip,⁹ E. Finch,⁴³ Y. Fisyak,² D. Flierl,¹² K.J. Foley,² J. Fu,⁴² C.A. Gagliardi,³⁵ N. Gagunashvili,¹⁰ J. Gans,⁴³ M.S. Ganti,³⁸ L. Gaudichet,³⁴ M. Germain,¹⁵ F. Geurts,³⁰ V. Ghazikhanian,⁶ P. Ghosh,³⁸ J.E. Gonzalez,⁶ O. Grachov,⁴¹ V. Grigoriev,²¹ S. Gronstal,⁸ D. Grosnick,³⁷ M. Guedon,¹⁵ S.M. Guertin,⁶ A. Gupta,¹⁶ E. Gushin,²¹ T.D. Gutierrez,⁵ T.J. Hallman,² D. Hardtke,¹⁸ J.W. Harris,⁴³ M. Heinz,⁴³ T.W. Henry,³⁵ S. Heppelmann,²⁶ T. Herston,²⁸ B. Hippolyte,⁴³ A. Hirsch,²⁸ E. Hjort,¹⁸ G.W. Hoffmann,³⁶ M. Horsley,⁴³ H.Z. Huang,⁶ S.L. Huang,³² T.J. Humanic,²⁴ G. Igo,⁶ A. Ishihara,³⁶ P. Jacobs,¹⁸ W.W. Jacobs,¹³ M. Janik,³⁹ H. Jiang,^{6,18} I. Johnson,¹⁸ P.G. Jones,³ E.G. Judd,⁴ S. Kabana,⁴³ M. Kaneta,¹⁸ M. Kaplan,⁷ D. Keane,¹⁷ V.Yu. Khodyrev,²⁷ J. Kiryluk,⁶ A. Kisiel,³⁹ J. Klay,¹⁸ S.R. Klein,¹⁸ A. Klyachko,¹³ D.D. Koetke,³⁷ T. Kollegger,¹² M. Kopytine,¹⁷ L. Kotchenda,²¹ A.D. Kovalenko,¹⁰ M. Kramer,²² P. Kravtsov,²¹ V.I. Kravtsov,²⁷ K. Krueger,¹ C. Kuhn,¹⁵ A.I. Kulikov,¹⁰ A. Kumar,²⁵ G.J. Kunde,⁴³ C.L. Kunz,⁷ R.Kh. Kutuev,¹¹ A.A. Kuznetsov,¹⁰ M.A.C. Lamont,³ J.M. Landgraf,² S. Lange,¹² C.P. Lansdell,³⁶ B. Lasiuk,⁴³ F. Laue,² J. Lauret,² A. Lebedev,² R. Lednický,¹⁰ M.J. LeVine,² C. Li,³² Q. Li,⁴¹ S.J. Lindenbaum,²² M.A. Lisa,²⁴ F. Liu,⁴² L. Liu,⁴² Z. Liu,⁴² Q.J. Liu,⁴⁰ T. Ljubicic,² W.J. Llope,³⁰ H. Long,⁶ R.S. Longacre,² M. Lopez-Noriega,²⁴ W.A. Love,² T. Ludlam,² D. Lynn,² J. Ma,⁶ Y.G. Ma,³³ D. Magestro,²⁴ S. Mahajan,¹⁶ L.K. Mangotra,¹⁶ D.P. Mahapatra,¹⁴ R. Majka,⁴³ R. Manweiler,³⁷ S. Margetis,¹⁷ C. Markert,⁴³ L. Martin,³⁴ J. Marx,¹⁸ H.S. Matis,¹⁸ Yu.A. Matulenko,²⁷ T.S. McShane,⁸ F. Meissner,¹⁸ Yu. Melnick,²⁷ A. Meschanin,²⁷ M. Messer,² M.L. Miller,⁴³ Z. Milosevich,⁷ N.G. Minaev,²⁷ C. Mironov,¹⁷ D. Mishra,¹⁴ J. Mitchell,³⁰ B. Mohanty,³⁸ L. Molnar,²⁸ C.F. Moore,³⁶ M.J. Mora-Corral,¹⁹ D.A. Morozov,²⁷ V. Morozov,¹⁸ M.M. de Moura,³¹ M.G. Munhoz,³¹ B.K. Nandi,³⁸ S.K. Nayak,¹⁶ T.K. Nayak,³⁸ J.M. Nelson,³ P. Nevski,² V.A. Nikitin,¹¹ L.V. Nogach,²⁷ B. Norman,¹⁷ S.B. Nurushev,²⁷ G. Odyniec,¹⁸ A. Ogawa,² V. Okorokov,²¹ M. Oldenburg,¹⁸ D. Olson,¹⁸ G. Paic,²⁴ S.U. Pandey,⁴¹ S.K. Pal,³⁸ Y. Panebratsev,¹⁰ S.Y. Panitkin,² A.I. Pavlinov,⁴¹ T. Pawlak,³⁹ V. Perevoztchikov,² C. Perkins,⁴ W. Peryt,³⁹ V.A. Petrov,¹¹ S.C. Phatak,¹⁴ R. Picha,⁵ M. Planinic,⁴⁴ J. Pluta,³⁹ N. Porile,²⁸ J. Porter,² A.M. Poskanzer,¹⁸ M. Potekhin,² E. Potrebenikova,¹⁰ B.V.K.S. Potukuchi,¹⁶ D. Prindle,⁴⁰ C. Pruneau,⁴¹ J. Putschke,¹⁹ G. Rai,¹⁸ G. Rakness,¹³ R. Raniwala,²⁹ S. Raniwala,²⁹ O. Ravel,³⁴ R.L. Ray,³⁶ S.V. Razin,^{10,13} D. Reichhold,²⁸ J.G. Reid,⁴⁰ G. Renault,³⁴ F. Retiere,¹⁸ A. Ridiger,²¹ H.G. Ritter,¹⁸ J.B. Roberts,³⁰ O.V. Rogachevski,¹⁰ J.L. Romero,⁵ A. Rose,⁴¹ C. Roy,³⁴ L.J. Ruan,^{32,2} R. Sahoo,¹⁴ I. Sakrejda,¹⁸ S. Salur,⁴³ J. Sandweiss,⁴³ I. Savin,¹¹ J. Schambach,³⁶ R.P. Scharenberg,²⁸ N. Schmitz,¹⁹ L.S. Schroeder,¹⁸ K. Schweda,¹⁸ J. Seger,⁸ D. Seliverstov,²¹ P. Seyboth,¹⁹ E. Shahaliev,¹⁰ M. Shao,³² M. Sharma,²⁵ K.E. Shestermanov,²⁷ S.S. Shimanskii,¹⁰ R.N. Singaraju,³⁸ F. Simon,¹⁹ G. Skoro,¹⁰ N. Smirnov,⁴³ R. Snellings,²³ G. Sood,²⁵ P. Sorensen,¹⁸ J. Sowinski,¹³ H.M. Spinka,¹ B. Srivastava,²⁸ S. Stanislaus,³⁷ R. Stock,¹² A. Stolpovsky,⁴¹ M. Strikhanov,²¹ B. Stringfellow,²⁸ C. Struck,¹² A.A.P. Suaide,³¹ E. Sugarbaker,²⁴ C. Suire,² M. Šumbera,⁹ B. Surrow,² T.J.M. Symons,¹⁸ A. Szanto de Toledo,³¹ P. Szarwas,³⁹ A. Tai,⁶ J. Takahashi,³¹ A.H. Tang,^{2,23} D. Thein,⁶ J.H. Thomas,¹⁸ V. Tikhomirov,²¹ M. Tokarev,¹⁰ M.B. Tonjes,²⁰ T.A. Trainor,⁴⁰ S. Trentalange,⁶ R.E. Tribble,³⁵ M.D. Trivedi,³⁸ V. Trofimov,²¹ O. Tsai,⁶ T. Ullrich,² D.G. Underwood,¹ G. Van Buren,² A.M. VanderMolen,²⁰ A.N. Vasiliev,²⁷ M. Vasiliev,³⁵ S.E. Vigdor,¹³ Y.P. Viyogi,³⁸ S.A. Voloshin,⁴¹ W. Wagoner,⁸ F. Wang,²⁸ G. Wang,¹⁷ X.L. Wang,³² Z.M. Wang,³² H. Ward,³⁶ J.W. Watson,¹⁷ R. Wells,²⁴ G.D. Westfall,²⁰ C. Whitten Jr.,⁶ H. Wieman,¹⁸ R. Willson,²⁴ S.W. Wissink,¹³ R. Witt,⁴³ J. Wood,⁶ J. Wu,³² N. Xu,¹⁸ Z. Xu,² Z.Z. Xu,³² E. Yamamoto,¹⁸ P. Yepes,³⁰ V.I. Yurevich,¹⁰ Y.V. Zanevski,¹⁰ I. Zborovský,⁹ H. Zhang,^{43,2} W.M. Zhang,¹⁷ Z.P. Zhang,³² P.A. Żolnierczuk,¹³ R. Zoukarneev,¹¹ J. Zoukarneeva,¹¹ and A.N. Zubarev¹⁰

(STAR Collaboration)

- ¹Argonne National Laboratory, Argonne, Illinois 60439
²Brookhaven National Laboratory, Upton, New York 11973
³University of Birmingham, Birmingham, United Kingdom
⁴University of California, Berkeley, California 94720
⁵University of California, Davis, California 95616
⁶University of California, Los Angeles, California 90095
⁷Carnegie Mellon University, Pittsburgh, Pennsylvania 15213
⁸Creighton University, Omaha, Nebraska 68178
⁹Nuclear Physics Institute AS CR, Řež/Prague, Czech Republic
¹⁰Laboratory for High Energy (JINR), Dubna, Russia
¹¹Particle Physics Laboratory (JINR), Dubna, Russia
¹²University of Frankfurt, Frankfurt, Germany
¹³Indiana University, Bloomington, Indiana 47408
¹⁴Institute of Physics, Bhubaneswar 751005, India
¹⁵Institut de Recherches Subatomiques, Strasbourg, France
¹⁶University of Jammu, Jammu 180001, India
¹⁷Kent State University, Kent, Ohio 44242
¹⁸Lawrence Berkeley National Laboratory, Berkeley, California 94720
¹⁹Max-Planck-Institut für Physik, Munich, Germany
²⁰Michigan State University, East Lansing, Michigan 48824
²¹Moscow Engineering Physics Institute, Moscow Russia
²²City College of New York, New York City, New York 10031
²³NIKHEF, Amsterdam, The Netherlands
²⁴Ohio State University, Columbus, Ohio 43210
²⁵Panjab University, Chandigarh 160014, India
²⁶Pennsylvania State University, University Park, Pennsylvania 16802
²⁷Institute of High Energy Physics, Protvino, Russia
²⁸Purdue University, West Lafayette, Indiana 47907
²⁹University of Rajasthan, Jaipur 302004, India
³⁰Rice University, Houston, Texas 77251
³¹Universidade de Sao Paulo, Sao Paulo, Brazil
³²University of Science & Technology of China, Anhui 230027, China
³³Shanghai Institute of Nuclear Research, Shanghai 201800, China
³⁴SUBATECH, Nantes, France
³⁵Texas A&M, College Station, Texas 77843
³⁶University of Texas, Austin, Texas 78712
³⁷Valparaiso University, Valparaiso, Indiana 46383
³⁸Variable Energy Cyclotron Centre, Kolkata 700064, India
³⁹Warsaw University of Technology, Warsaw, Poland
⁴⁰University of Washington, Seattle, Washington 98195
⁴¹Wayne State University, Detroit, Michigan 48201
⁴²Institute of Particle Physics, CCNU (HZNU), Wuhan, 430079 China
⁴³Yale University, New Haven, Connecticut 06520
⁴⁴University of Zagreb, Zagreb, HR-10002, Croatia

(Dated: February 3, 2004)

We present STAR measurements of the azimuthal anisotropy parameter v_2 and the binary-collision scaled centrality ratio R_{CP} for kaons and lambdas ($\Lambda + \bar{\Lambda}$) at mid-rapidity in Au+Au collisions at $\sqrt{s_{NN}} = 200$ GeV. In combination, the v_2 and R_{CP} particle-type dependencies contradict expectations from partonic energy loss followed by standard fragmentation in vacuum. We establish $p_T \approx 5$ GeV/c as the value where the centrality dependent baryon enhancement ends. The K_S^0 and $\Lambda + \bar{\Lambda}$ v_2 values are consistent with expectations of constituent-quark-number scaling from models of hadron formation by parton coalescence or recombination.

PACS numbers: 25.75.Ld, 25.75.Dw

The azimuthal anisotropy and system-size dependence of identified particle yields at moderate and high transverse momentum (p_T) may provide insight into the existence and properties of a deconfined partonic state in ultra-relativistic heavy-ion collisions [1, 2, 3, 4]. The az-

imuthal anisotropy parameter v_2 is thought to be sensitive to the earliest stages of heavy-ion collisions [5]. The parameters v_n are derived from a Fourier expansion of the azimuthal component (ϕ) of the momentum-space distribution; $dN/d\phi \propto 1 + \sum_n 2v_n \cos n(\phi - \Psi_{RP})$,

where Ψ_{RP} is the reaction-plane angle. Previous measurements at the Relativistic Heavy-Ion Collider (RHIC) established that v_2 for charged hadrons rises with p_T for $p_T < 2$ GeV/c and then saturates [6, 7]. At low p_T ($p_T < 1$ GeV/c), the dependence of v_2 on particle mass [8, 9] is consistent with hydrodynamic calculations where local thermal equilibrium of partons has been assumed [5, 10, 11].

Surface emission has been considered in relation to the large saturated v_2 at higher p_T [12]. The existence of a dense, opaque medium in which fast partons suffer energy loss can naturally lead to a surface emission pattern.

Parton energy loss in a dense medium may also suppress high p_T particle yields in central Au+Au collisions at RHIC [13]. High p_T particles are produced from initial hard parton scatterings whose cross-sections are assumed to be proportional to the number of binary nucleon-nucleon collisions N_{bin} . The N_{bin} scaled centrality ratio R_{CP} is a measure of the particle production's dependence on the collision system's size and density:

$$R_{CP}(p_T) = \frac{[(dN/dp_T)/N_{\text{bin}}]^{Central}}{[(dN/dp_T)/N_{\text{bin}}]^{Peripheral}},$$

where $R_{CP} = 1$ if particle production is equivalent to a superposition of independent nucleon-nucleon collisions. In central Au+Au collisions at $\sqrt{s_{NN}} = 130$ and 200 GeV, the moderate and high p_T neutral pion and charged hadron yields are suppressed relative to N_{bin} scaling (*i.e.* R_{CP} and the closely related nuclear modification factor R_{AA} are below unity) [14, 15]. For $1 < p_T < 4.5$ GeV/c, the neutral pion yield is more strongly suppressed than the charged hadron yield, indicating a particle-type dependence for R_{CP} . Within the framework of parton energy loss followed by standard fragmentation, the suppression and v_2 both reflect the magnitude of the energy loss. The particle-type dependence of v_2 and R_{CP} will provide a stringent test for energy loss models.

Quark coalescence or recombination [1, 2, 3, 4] models for hadron formation are an alternative to the fragmentation models commonly used in energy loss calculations [13]. In these models, a particle-type dependence develops at hadronization with baryons developing a larger v_2 and R_{CP} than mesons. In this letter we present measurements of v_2 and R_{CP} at mid-rapidity ($|y| < 1$) for K_S^0 and $\Lambda + \bar{\Lambda}$ for $0.2 < p_T < 6.5$ and $0.4 < p_T < 6.0$ GeV/c respectively along with R_{CP} for K^\pm from $0.2 < p_T < 3.0$ GeV/c in Au+Au collisions at $\sqrt{s_{NN}} = 200$ GeV. The K_S^0 and $\Lambda + \bar{\Lambda}$ analysis extends the measurement of v_2 and R_{CP} for identified particles to a p_T range where previously only neutral pion R_{CP} had been measured and establishes the particle-type dependence of v_2 and R_{CP} at intermediate p_T (1.5–4.0 GeV/c) and high p_T ($p_T > 5$ GeV/c).

This analysis uses 1.6×10^6 minimum-bias trigger events and 1.5×10^6 central trigger events from the

Solenoidal Tracker at RHIC (STAR) experiment [16]. The K_S^0 and $\Lambda(\bar{\Lambda})$ were reconstructed from the topology of the decay channels, $K_S^0 \rightarrow \pi^+ + \pi^-$ and $\Lambda(\bar{\Lambda}) \rightarrow p + \pi^-(\bar{p} + \pi^+)$. A detailed description of the analysis, such as track quality, decay vertex topology cuts, and detection efficiency, can be found in Refs. [9, 17, 18]. The K^\pm are identified from one-prong decays as described in Ref. [19]. For both v_2 and R_{CP} , no difference is seen between Λ and $\bar{\Lambda}$ within statistical errors. The reaction-plane angle is estimated from the azimuthal distribution of primary tracks [20] with $0.1 < p_T < 2.0$ GeV/c and $|\eta| < 1.0$, where η is the pseudorapidity. To avoid auto-correlations, tracks associated with a K_S^0 , Λ or $\bar{\Lambda}$ decay vertex are excluded from the calculation of Ψ_{RP} .

TABLE I: The relative systematic errors (%) from background (bg) and non-flow effects (n-f) for v_2 (0–80%), and from background and the efficiency calculation (eff) for R_{CP} (0–5%/40–60%) are listed for three p_T values.

	K_S^0			K^\pm		$\Lambda + \bar{\Lambda}$		
p_T (GeV/c)	1.0	2.5	4.0	1.0	2.5	1.0	2.5	4.0
v_2 (bg)	+0	+1	+2			+2	+4	+2
	-1	-4	-10			-10	-1	-1
v_2 (n-f)	+0	+0	+0			+0	+0	+0
	-15	-22	-20			-15	-22	-20
R_{CP} (bg)	± 4	± 2	± 8	± 2	± 6	± 2	± 4	± 6
R_{CP} (eff)	± 10	± 10	± 10	± 5	± 9	± 10	± 10	± 10

Systematic errors in the calculation of v_2 are due to correlations unrelated to the reaction plane (non-flow effects) and uncertainty in estimates of the background in the invariant mass distributions. Table I lists the dominant systematic errors. The systematic error in v_2 associated with the yield extraction (background) is found to be small and the non-flow systematic error is dominant. We estimate the non-flow contribution by comparing charged particle v_2 from a reaction-plane analysis and a four-particle cumulant analysis [6]. The four-particle cumulant analysis is thought to be insensitive to non-flow effects but leads to larger statistical errors. Any difference between the methods is assumed to arise from non-flow contributions. The non-flow contribution to v_2 has not been established experimentally for identified particles. We examined the effect of standard jet fragmentation on K_S^0 and $\Lambda + \bar{\Lambda}$ v_2 using superimposed p+p collisions generated with PYTHIA [21]. Within the measured p_T region, no significant differences are seen between $\Lambda + \bar{\Lambda}$ and K_S^0 non-flow effects from this source. We assume a similar magnitude of non-flow contribution to $\Lambda + \bar{\Lambda}$ and K_S^0 v_2 and use the difference between the charged particle v_2 from a reaction-plane and a four-particle cumulant analysis to estimate the upper limit of possible non-flow contributions to both $\Lambda + \bar{\Lambda}$ and K_S^0 v_2 . Contributions to the systematic errors for R_{CP} come from the determination of the detector efficiency, extraction of the yields and uncertainty in the model calculation

of N_{bin} [15].

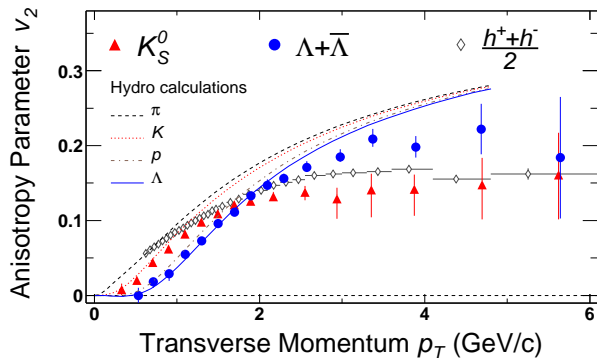


FIG. 1: (color online). The minimum-bias (0–80% of the collision cross section) $v_2(p_T)$ for K_S^0 , $\Lambda + \bar{\Lambda}$ and h^\pm . The error bars shown include statistical and point-to-point systematic uncertainties from the background. The additional non-flow systematic uncertainties are approximately -20%. Hydrodynamical calculations of v_2 for pions, kaons, protons and lambdas are also plotted [10].

Fig. 1 shows minimum-bias v_2 for K_S^0 , $\Lambda + \bar{\Lambda}$ and charged hadrons (h^\pm). The analysis method used to obtain the charged hadron v_2 is described in Ref. [7]. Fig. 1 also shows hydrodynamic model calculations of v_2 for pions, kaons, protons, and lambdas [10]. At low p_T , v_2 is consistent with hydrodynamical calculations, in agreement with the previous results at $\sqrt{s_{NN}} = 130$ GeV [9]. This Letter establishes the particle-type dependence of the v_2 saturation at intermediate p_T . In contrast to hydrodynamical calculations, where at a given p_T , heavier particles have smaller v_2 values, at intermediate p_T , $v_2^\Lambda > v_2^K$. The p_T scale where v_2 deviates from the hydrodynamical prediction is ~ 2.5 GeV/c for $\Lambda + \bar{\Lambda}$ and ~ 1 GeV/c for K_S^0 .

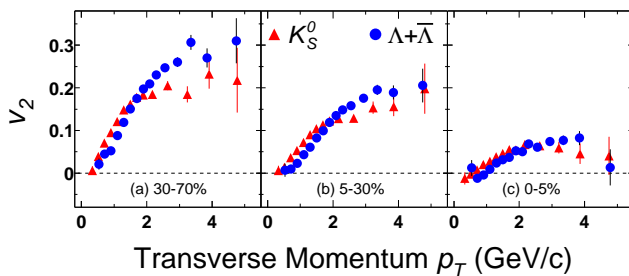


FIG. 2: (color online). The v_2 of K_S^0 and $\Lambda + \bar{\Lambda}$ as a function of p_T for 30–70%, 5–30% and 0–5% of the collision cross section. The error bars represent statistical errors only. The non-flow systematic errors for the 30–70%, 5–30% and 0–5% centralities are -25%, -20% and -80% respectively.

Fig. 2 shows v_2 of K_S^0 and $\Lambda + \bar{\Lambda}$ for three centrality intervals: 30–70%, 5–30%, and 0–5% of the geometrical

cross section. In each centrality bin, $v_2(p_T)$ rises at low p_T and saturates at intermediate p_T . The values of v_2 at saturation are particle-type and centrality dependent.

If partons that fragment into (anti-)lambdas lose more energy than those that fragment into kaons, a particle-type dependence for v_2 may develop at high p_T with $v_2^\Lambda > v_2^K$. In this case, $\Lambda + \bar{\Lambda}$ yields should be more suppressed than kaon yields. Fig. 3 shows R_{CP} for K_S^0 , K^\pm , and $\Lambda + \bar{\Lambda}$ using the 5% most central collisions, normalized by peripheral collisions (40–60% and 60–80%). For charged hadrons, these peripheral bins approximately follow N_{bin} scaling without medium modification [15]. The bands in Fig. 3 show the expected values of R_{CP} for binary and participant (N_{part}) scaling including systematic variations from the calculation [15]. For most of the intermediate p_T region, R_{CP} for $\Lambda + \bar{\Lambda}$ is similar to expectations of N_{bin} scaling and $R_{CP}^K < R_{CP}^\Lambda$. The p_T scales associated with the saturation and reduction of R_{CP} also depend on the particle type. For both species, the p_T where R_{CP} begins to decrease approximately coincides to the p_T where v_2 in Fig. 1 saturates. At high p_T ($p_T > 5.0$ GeV/c), R_{CP} values for K_S^0 and $\Lambda + \bar{\Lambda}$ are consistent with the value for charged hadron R_{CP} , indicating that the baryon enhancement observed at intermediate p_T in central Au+Au collisions ends at $p_T \approx 5$ GeV/c. The particle-type dependence of v_2 and R_{CP} at intermediate p_T are in contradiction to expectations from energy loss followed by fragmentation in vacuum.

Nuclear modifications such as shadowing and initial-state rescattering [22, 23] may affect R_{CP} but they are not expected to give rise to such a large variation with particle-type (e.g. [24]). At lower beam energy, the enhancement of yields in p+A collisions at intermediate p_T (*i.e.* the Cronin effect [25]) is larger for baryons than mesons [22]. The Cronin effect has been attributed to initial-state rescattering, and is expected to decrease with increasing beam energy [23]. Alternatively, a strong particle-type dependence of the Cronin effect may indicate a nuclear modification to the parton fragmentation. Although the effects of shadowing, initial-state rescattering and non-flow deserve further investigation, the particle-type and p_T dependence of v_2 and R_{CP} may reveal a cross-over from a p_T region dominated by bulk partonic matter hadronization to one dominated by single parton fragmentation. Our measurements indicate that the cross-over would occur at $p_T \sim 4$ –5 GeV/c.

The larger $\Lambda + \bar{\Lambda}$ R_{CP} at intermediate p_T shows that the $\Lambda + \bar{\Lambda}$ yield increases with parton density faster than the kaon yield. Multi-parton mechanisms such as gluon junctions [26], quark coalescence [2], or recombination [3] can naturally lead to a stronger dependence on parton density for baryon production than meson production. Models using coalescence or recombination mechanisms in particle production predict that at intermediate p_T v_2 will follow a number-of-constituent-quark scaling [2]. Fig. 4 shows v_2 of K_S^0 and $\Lambda + \bar{\Lambda}$ as a function of p_T , where

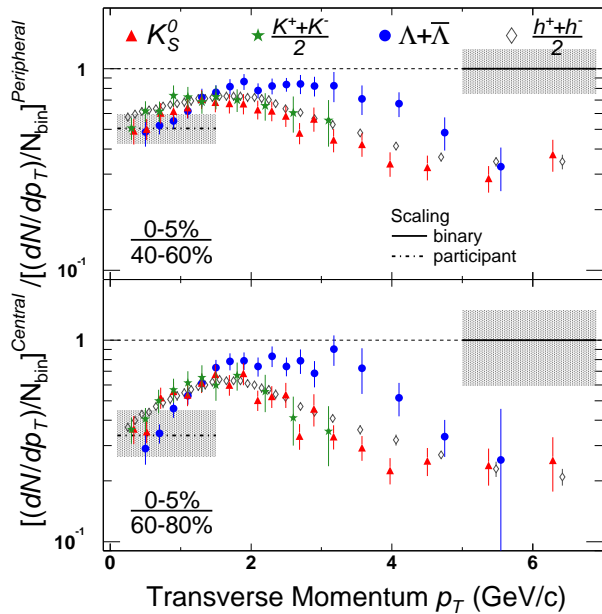


FIG. 3: (color online). The ratio R_{CP} for K_S^0 , K^\pm , and $\Lambda + \bar{\Lambda}$ at mid-rapidity calculated using centrality intervals, 0–5% vs. 40–60% (top) and 0–5% vs. 60–80% of the collision cross section (bottom). The error bars shown on the points include both statistical and systematic errors. The widths of the gray bands represent the uncertainties in the model calculations of N_{bin} and N_{part} . We also show the charged hadron R_{CP} measured by STAR for $\sqrt{s_{NN}} = 200$ GeV [15].

the v_2 and p_T values have been scaled by the number of constituent quarks (n). While v_2 is significantly different for K_S^0 and $\Lambda + \bar{\Lambda}$, within errors, v_2/n vs p_T/n is the same for both species above $p_T/n \sim 0.7$ GeV/c. In a scenario where hadrons at intermediate p_T coalesce from co-moving quarks, $v_2/n(p_T/n)$ reveals the momentum-space azimuthal anisotropy of partons in a bulk matter [2].

At higher p_T where independent fragmentation is likely to dominate over multi-parton particle production mechanisms, constituent-quark-scaling is expected to break down and the K_S^0 and $\Lambda + \bar{\Lambda}$ v_2 may take on a value closer to that of an underlying partonic v_2 [2]. The convergence of K_S^0 and $\Lambda + \bar{\Lambda}$ R_{CP} at $p_T \sim 5$ GeV/c in Fig. 3 supports this expectation. Higher statistics v_2 measurements in this region along with measurements of v_2 for other identified particles will therefore provide an opportunity to test the scaling demonstrated in Fig. 4.

In summary, we have reported the measurement of v_2 and R_{CP} up to $p_T \sim 6.0$ GeV/c for kaons and $\Lambda + \bar{\Lambda}$ from Au+Au collisions at $\sqrt{s_{NN}} = 200$ GeV. At low p_T , hydrodynamic model calculations agree well with v_2 for K_S^0 and $\Lambda + \bar{\Lambda}$. At intermediate p_T , however, hydrodynamics no longer describes the particle production. For K_S^0 , v_2 saturates earlier and at a lower value than for $\Lambda + \bar{\Lambda}$. The K_S^0 and $\Lambda + \bar{\Lambda}$ v_2 are shown to follow a number-of-constituent-

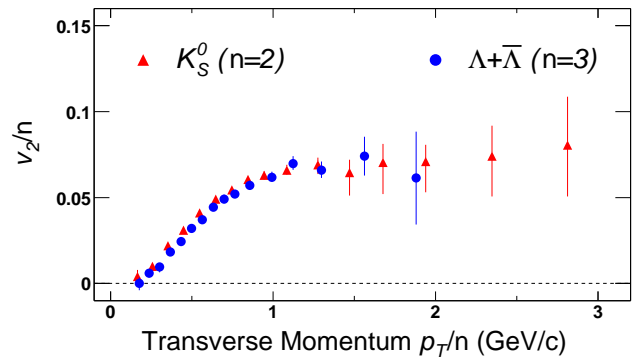


FIG. 4: (color online). The v_2 parameter for K_S^0 and $\Lambda + \bar{\Lambda}$ scaled by the number of constituent quarks (n) and plotted versus p_T/n . The error bars shown include statistical and point-to-point systematic uncertainties from the background. The additional non-flow systematic uncertainties are approximately -20%.

quark scaling law. In addition, R_{CP} shows that the yield of $\Lambda + \bar{\Lambda}$ is increasing more rapidly with the system size than kaons: At intermediate p_T , the $\Lambda + \bar{\Lambda}$ R_{CP} is close to expectations from binary scaling while the kaon R_{CP} is lower. At high p_T , the R_{CP} of K_S^0 and $\Lambda + \bar{\Lambda}$ are consistent with the value for charged hadrons, indicating that the centrality dependent baryon enhancement observed at intermediate p_T ends near $p_T = 5$ GeV/c. The measured features at intermediate p_T are consistent with the presence of multi-parton particle formation mechanisms beyond the framework of parton energy loss followed by standard fragmentation. The particle- and p_T -dependence of v_2 and R_{CP} constitute a unique means to investigate the anisotropy and hadronization mechanism of the bulk dense matter formed in nucleus-nucleus collisions at RHIC.

Acknowledgments: We thank the RHIC Operations Group and RCF at BNL, and the NERSC Center at LBNL for their support. This work was supported in part by the HENP Divisions of the Office of Science of the U.S. DOE; the U.S. NSF; the BMBF of Germany; IN2P3, RA, RPL, and EMN of France; EPSRC of the United Kingdom; FAPESP of Brazil; the Russian Ministry of Science and Technology; the Ministry of Education and the NNSFC of China; SFOM of the Czech Republic, DAE, DST, and CSIR of the Government of India; the Swiss NSF.

-
- [1] Z. W. Lin and C. M. Ko, Phys. Rev. Lett. **89**, 202302 (2002).
 [2] D. Molnar and S. A. Voloshin, Phys. Rev. Lett. **91**, 092301 (2003).

- [3] R. C. Hwa and C. B. Yang, Phys. Rev. C **67**, 064902 (2003); R. J. Fries, B. Muller, C. Nonaka and S. A. Bass, Phys. Rev. Lett. **90**, 202303 (2003).
- [4] V. Greco, C. M. Ko and P. Levai, Phys. Rev. Lett. **90**, 202302 (2003).
- [5] J.-Y. Ollitrault, Phys. Rev. D **46**, 229(1992); H. Sorge, Phys. Rev. Lett. **82**, 2048(1999).
- [6] STAR Collaboration, C. Adler *et al.*, Phys. Rev. C **66**, 034904 (2002).
- [7] STAR Collaboration, C. Adler *et al.*, Phys. Rev. Lett. **90**, 032301 (2003).
- [8] STAR Collaboration, C. Adler *et al.*, Phys. Rev. Lett. **87**, 182301 (2001); PHENIX Collaboration, S. S. Adler *et al.*, e-print:nucl-ex/0305013.
- [9] STAR Collaboration, C. Adler *et al.*, Phys. Rev. Lett. **89**, 132301 (2002).
- [10] P. Huovinen, P.F. Kolb, U. Heinz, P. V. Ruuskanen, and S. A. Voloshin, Phys. Lett. B **503**, 58(2001).
- [11] D. Teaney, J. Lauret, and E. V. Shuryak, Phys. Rev. Lett. **86**, 4783(2001).
- [12] E. V. Shuryak, Phys. Rev. C **66**, 027902 (2002).
- [13] M. Gyulassy and X. N. Wang, Nucl. Phys. B **420**, 583 (1994); R. Baier, D. Schiff and B. G. Zakharov, Ann. Rev. Nucl. Part. Sci. **50**, 37 (2000); X. N. Wang, Phys. Rev. C **61**, 064910 (2000); E. Wang and X. N. Wang, Phys. Rev. Lett. **89**, 162301 (2002).
- [14] PHENIX Collaboration, K. Adcox *et al.*, Phys. Rev. Lett. **88**, 022301 (2002); STAR Collaboration, C. Adler *et al.*, Phys. Rev. Lett. **89**, 202301 (2002); PHENIX Collaboration, S. S. Adler *et al.*, Phys. Rev. Lett. **91**, 072301 (2003).
- [15] STAR Collaboration, J. Adams *et al.*, e-print:nucl-ex/0305015.
- [16] STAR Collaboration, C. Adler *et al.*, Nucl. Instr. Meth. A **499**, 624 (2003).
- [17] STAR Collaboration, C. Adler *et al.*, Phys. Rev. Lett. **89**, 092301 (2002).
- [18] P. Sorensen, Ph.D. thesis, University of California–Los Angeles, 2003; e-print:nucl-ex/0309003.
- [19] STAR Collaboration, C. Adler *et al.*, e-print:nucl-ex/0206008; B. Norman, Ph.D. thesis, Kent State University, 2003.
- [20] A. M. Poskanzer and S. A. Voloshin, Phys. Rev. C **58**, 1671 (1998).
- [21] T. Sjöstrand, P. Eden, C. Friberg, L. Lonnblad, G. Miu, S. Mrenna and E. Norrbin, Comput. Phys. Commun. **135**, 238 (2001).
- [22] P.B. Straub *et al.*, Phys. Rev. Lett. **68**, 452(1992).
- [23] A. Accardi, e-print:hep-ph/0212148.
- [24] M. Lev and B. Petersson, Z. Phys. C **21**, 155 (1983).
- [25] J.W. Cronin *et al.*, Phys. Rev. Lett. **31**, 1426(1973); J.W. Cronin *et al.*, Phys. Rev. D **11**, 3105(1975); D. Antreasyan *et al.*, Phys. Rev. D **19**, 764(1979).
- [26] S.E. Vance and M. Gyulassy, Phys. Rev. Lett. **83**, 1735 (1999).