

Lawrence Berkeley National Laboratory

Recent Work

Title

MACROSCOPIC NUCLEON-NUCLEON CORRELATIONS CAUSED BY THE BOUNCE-OFF PROCESS
IN ENERGETIC COLLISIONS OF HEAVY NUCLEI

Permalink

<https://escholarship.org/uc/item/5mb010b1>

Author

Csernai, L.P.

Publication Date

1981-11-01



Lawrence Berkeley Laboratory

UNIVERSITY OF CALIFORNIA

RECEIVED
LAWRENCE
BERKELEY LABORATORY

FEB 22 1982


LIBRARY AND
DOCUMENTS SECTION

Submitted to Physical Review C

MACROSCOPIC NUCLEON-NUCLEON CORRELATIONS CAUSED
BY THE BOUNCE-OFF PROCESS IN ENERGETIC COLLISIONS
OF HEAVY NUCLEI

László P. Csernai, Walter Greiner, Horst Stöcker,
Isao Tanihata, Shoji Nagamiya, and Jörn Knoll

November 1981



LBL-13944
c.2

DISCLAIMER

This document was prepared as an account of work sponsored by the United States Government. While this document is believed to contain correct information, neither the United States Government nor any agency thereof, nor the Regents of the University of California, nor any of their employees, makes any warranty, express or implied, or assumes any legal responsibility for the accuracy, completeness, or usefulness of any information, apparatus, product, or process disclosed, or represents that its use would not infringe privately owned rights. Reference herein to any specific commercial product, process, or service by its trade name, trademark, manufacturer, or otherwise, does not necessarily constitute or imply its endorsement, recommendation, or favoring by the United States Government or any agency thereof, or the Regents of the University of California. The views and opinions of authors expressed herein do not necessarily state or reflect those of the United States Government or any agency thereof or the Regents of the University of California.

*MACROSCOPIC NUCLEON-NUCLEON CORRELATIONS
CAUSED BY THE BOUNCE-OFF PROCESS
IN ENERGETIC COLLISIONS OF HEAVY NUCLEI**

László P. Csernai⁺, and Walter Greiner
Institut für Theoretische Physik, Johann Wolfgang Goethe Universität,
Robert-Mayer-Str. 8-10, D-6000 Frankfurt am Main 1, Germany

Horst Stöcker^x, Isao Tanihata, and Shoji Nagamiya
Lawrence Berkeley Laboratory, Berkeley, California 94720, USA

Jörn Knoll
Gesellschaft für Schwerionenforschung, D-6100 Darmstadt 11, Germany

November 1981

* Supported by the Bundesministerium für Forschung und Technologie, and by the Director, Office of Energy Research, Division of Nuclear Physics of the Office of High Energy and Nuclear Physics of the U.S. Department of Energy under Contract W-7405-ENG-48.

Abstract:

Two - particle correlation data are presented for the reaction Ar (800MeV/A) + Pb. The experimental results are analysed in the nuclear fluid dynamical and in a linear cascade model. We demonstrate that the collective hydrodynamical correlations dominate the measured two - particle correlation function for the heavy system studied. We discuss the transition from the early stages of the reaction which are governed by few nucleon correlations, to the later stages with their macroscopic flow which can only be reached using heavy colliding systems. The sensitivity of the correlation data on the underlying compressional and dissipative processes is analysed.

Keyword abstract: NUCLEAR REACTIONS, Ar + Pb (800 MeV/A)
relativistic heavy ion reactions,
two - proton correlations.

PACS number: 25.70.Fg , z

1. Introduction

We present an extension of a recent experimental study of two - particle correlations¹ in relativistic heavy ion reactions towards heavier collision systems. Alongside theoretical aspects of the correlations^{2,3} are discussed that cover two extremes of the reaction dynamics, namely the microscopic preequilibrium regime for which the linear cascade model is used and the collective macroscopic regime as accomodated by a fluid dynamical model.

Hydrodynamical models^{4,5} predict a preferred sideward emission of nuclear matter in central collisions of heavy nuclei as a result of the macroscopic matter flow caused by the strong pressure that builds up in the interaction zone. Such predictions find a support by the emission patterns of α - particles and protons that have been observed in high multiplicity selected events of particle track detector^{5,6} and counter data^{7,8}, respectively. At intermediate impact parameters a different phenomenon is predicted in the hydrodynamical model^{4,9}: the projectile matter as a whole essentially gets deflected by the target as a whole, the bounce-off effect¹⁰. Cascade calculations on the other hand do not predict such an effect. The 180° azimuthal correlation observed between light and heavy fragments^{9,13} has been the first experimental indication of this process. Here we want to investigate this phenomen with an independent experiment, using nucleons as a probe. The latter have the distinct advantage that they do not significantly influence the overall balance of the conservation laws.

Studies with nucleon-nucleus (n-N) collisions and with small nuclei showed that only limited thermalization may be reached in the light systems¹. The mean free path of an impinging proton in the nucleus was estimated¹⁴ to be approximately 2.4 fm. However, this value can be much smaller (around 1.5 fm¹⁴) in nucleus-nucleus (N-N) collisions due to the increasing temperature and density. Thus, while the lighter systems exhibit mainly the signatures of quasi elastic nucleon - nucleon (n-n) scattering², it is expected³ that in the heavier systems macro correlations such as the bounce - off process⁴ may dominate the observed correlations.

The observation of nucleon-nucleon correlations that cannot be explained by quasi-free n-n scattering but require collective macroscopic flow of matter deserves particular interest. It is the aim of this paper to show that for the heavy systems studied the observed coincidence between two nucleons indicate the existence of such macroscopic correlations.

The paper is organized in the following way. We briefly recall the experimental set-up in the next section. Subsequently we discuss the principle form of the two-particle coincidence cross-section in the two dynamical regimes with reference to the two models employed. A discussion of the experimental results together with the theoretical predictions is given at the end.

II. The two - particle correlation experiment

Two - particle correlations have been measured in the reaction Ar (800 MeV/nucleon) + Pb at the Berkeley Bevalac, completing the experimental study done previously¹ for lighter systems. In this section we do not repeat all the details of the experimental set-up; only basic features are presented which are necessary for the further discussion. For more details see Refs. 1, 15.

The experimental system consisted of a magnetic spectrometer (S) and three sets of counter telescopes (R, U, and D). These telescopes were set at scattering angles $(\theta, \phi) = (40^\circ, 180^\circ)$, $(40^\circ, 90^\circ)$ and $(40^\circ, 270^\circ)$, respectively. The spectrometer (S) was located at $\phi = 0^\circ$ and was rotated between $\theta = 15^\circ$ and 110° . Although it was impossible to identify particles with the telescopes it was known from the single particle inclusive data that the dominant yield at $\theta = 40^\circ$ is protons. In the experiment presented here the telescope energy has been confined to $E_{\text{proton}} \geq 200$ MeV.

An azimuthal (or coplanar) correlation function $C(y_{\parallel}, p_T/m)$ has been measured which is defined as

$$C(y_{\parallel}, p_{T/m}) = \frac{2 \times [S(y_{\parallel}, p_{T/m}) \cdot R] / R}{[S(y_{\parallel}, p_{T/m}) \cdot U] / U + [S(y_{\parallel}, p_{T/m}) \cdot D] / D}, \quad (1)$$

where y_{\parallel} and $p_{T/m} = y_T$ are the rapidity coordinates of the particle detected by the spectrometer. The quantity $[S(y_{\parallel}, p_{T/m}) \cdot R]$ indicates the coincidence counts between the spectrometer and the R telescope ($\Delta\phi = 180^\circ$). The coincidence rates with the other two telescopes give the $\Delta\phi = 90^\circ$ correlations. At $\theta = 0^\circ$ or 180° ($P_T = 0$) all these coincidence rates should be equal by definition, so that $C(y_{\parallel}, 0) = 1$ there. It has a maximum ($C > 1$) at the rapidity where most of the inplane coincidences are observed. Out of plane correlations yields $C < 1$.

The relative accuracy of the measured correlation function points is about $\Delta C = 0.05 - 0.1$, but a slight difference between the sensitivities of the three telescopes could cause an overall normalisation error of about $\Delta C = 0.1 - 0.3$. This error could have been eliminated only by the measurement of $C(y_{\parallel}, 0)$ values, but the available polar angle range ($\theta = 15^\circ - 110^\circ$) did not allow this.

III. Microscopic two - particle correlations and the transition from micro- to macro- dynamics

In this section we describe the principle theoretical form the two particle cross section attains in going from the micro dynamical regime towards the macro regime.

At early times of the reaction only a few nucleons of both nuclei suffer only a few interactions. If one were to observe the nucleons at this early stage, the only strong correlations arise from such quasi-free n-n scattering contributions. Thus, the respective two - particle distribution function at a fixed impact parameter b attains a form containing two terms¹⁶

$${}^2f(\rho_1, \rho_2, b) = \sum_c {}^2f_c(\rho_1, \rho_2)|_b + \sum_{c^1 \neq c^2} {}^1f_{c^1}(\rho_1) {}^1f_{c^2}(\rho_2)|_b, \quad (2)$$

where c, c^1, c^2 denote all the possible subsystems (clusters) that were in interaction contact so far ¹⁷. Besides the possibility that both observed nucleons result from the same cluster c with a correlated spectrum 2f_c they can also result from two different clusters described by the uncorrelated product of the respective single particle momentum distributions 1f_c . In the sense of the micro regime discussed so far the latter term represents an uncorrelated background. During the later stages of the collision, however, this goes over into the macroscopic correlation term. By integrating over all impact parameters we obtain the two particle coincidence cross section:

$$d^2\sigma/d\rho_1 d\rho_2 \equiv {}^2\sigma_C(\rho_1, \rho_2) = \int d^2b {}^2f(\rho_1, \rho_2, b). \quad (3)$$

The micro correlations prevail in light systems or at peripheral impact of heavy nuclei. However, in nonperipheral collisions of heavy nuclei the above clusters may attain a local (micro) equilibrium. Then the clusters turn into local fluid elements at position r and the forthcoming interactions serve the relaxation on the macro scale, for which the fluid dynamical model may give an appropriate description. In the fluid dynamical model the clusters or infinitesimal fluid elements are assumed to be in local equilibrium. Therefore microscopic correlations do no longer appear, the second term in eq.(2) becomes dominant. Then the two - particle spectrum has the form

$${}^2F_H^{\text{cell}}(\rho_1, \rho_2, r) = {}^1F_H(\rho_1, r) {}^1F_H(\rho_2, r). \quad (4)$$

where we use capital letters to recall for the macro dynamics and the subscript H stands for hydrodynamics. In a collision at fixed impact b the total two - particle distribution contains the correlations arising from the collective flow: the neighbouring cells are correlated to one another in the momentum space. The two particle distribution is still separable:

$$\begin{aligned}
{}^2F_H(\rho_1, \rho_2, b) &= \int d^3r_1 d^3r_2 {}^1F_H(\rho_1, r_1) {}^1F_H(\rho_2, r_2) |_b \\
&= {}^1F_H(\rho_1, b) {}^1F_H(\rho_2, b).
\end{aligned}
\tag{5}$$

The integration of eq. (5) over all impact parameters b , $\int d^2b$ breaks this factorisation and leads to the respective two - particle cross section

$${}^2\sigma_H(\rho_1, \rho_2) = \int d^2b {}^2F_H(\rho_1, \rho_2, b).
\tag{6}$$

Thus observing one nucleon with momentum ρ_1 introduces a bias in impact parameter, so that the second nucleon attains a spectrum other than the inclusive cross section (see also the appendix and Fig. 5).

Hence, the cascade and hydrodynamical models both are describing correlations but of different origin. In the preequilibrium regime, as adequately described by the cascade picture, the correlations between different clusters may be neglected, while the microscopic correlations are taken into account. Just on the contrary in the hydrodynamical model microscopic correlations within one local cluster (fluid element) are neglected while strong macroscopic correlations between different clusters (different regions) are considered.

It was one of the goals of the classical equation of motion approaches to study microscopically the transition from micro to macro (collective) dynamics. In order to achieve a separation of these two regimes *Bodmer* et al.¹⁸ for instance suggested to divide the n-n force into long and short range parts: the long range part governing the macro dynamics in terms of an averaged force (*Vlasov* equation) while the short range force enters the stochastic collision term. In this type of unified models there would be a possibility to study the gradual change of the correlation function in the transition region. In order to accommodate both, the micro and the macro regime, in a more simple way one might think of a phenomenological model that retains the micro correlations from eq. (2) and replaces its second (back-

ground) term by the respective hydrodynamical spectrum. Thus integrating over all impact parameters we obtain the coincidence cross section

$${}^2\sigma(p_1, p_2) = \int d^2b [{}^2f(p_1, p_2, b) + {}^2F_H(p_1, p_2, b)] \quad (7)$$

This composition (7) physically means that we take into account the correlations arising in a single fluid cell due to the limited number of nucleons in the cell (first term of (7)). The usual hydrodynamical descriptions neglect this effect. Such a unified model may enable the description of a smooth transition from the micro regime prevailing in the early stage of the collision to the macro regime in the later stage.

The models actually employed for the two dynamical regimes are the linear cascade model and the hydrodynamical model, respectively. Compared to three-dimensional cascade calculations in the linear cascade model² special simplifying assumptions are made for the type and weights of the various possible contributions to (2). For further details we refer to ref. ², where also a systematic study of the correlations in light systems is given. The hydrodynamic model⁴, that describes the violent stage of the reaction following the preequilibrium regime is supplemented by an evaporation calculation¹⁹. The latter describes the transition from the fluid phase (hot nuclear matter) to separate nucleons and nuclei by a sudden break-up at the late stage of the expansion. Since this calculation includes the production of composite particles only a fraction of the nucleons leave the interaction zone as free nucleons. A detailed description of the fluid dynamical model with evaporation is given in refs. ^{19,20}, and summarized in the Appendix.

IV. Results and Discussion

Let us first recall the kinematical situation of the experiment. Fig. 1 explains the circumstances in the rapidity plane. The hatched area indicates the sensitivity range of the telescopes while for the in-plane coincidence the spectrometer maps out the lower part of the rapidity plane. By intend the chosen angle and energy cuts of the telescopes favour an analysis

of the quasi - free scattering process (knock-out). It leads to rapidities close to the dashed kinematical curve (a circle in non-relativistic kinematics) with a near back to back emission relative to the n-n c.m. frame. The isolation of this process which in fact leads to the most pronounced micro correlation was one of the major motivations for the present experimental set-up.

In fact, earlier coincidence experiments on light systems¹ showed an enhancement of the in-plane coincidence yield in line with the expectations from the quasi-free scattering process. A detailed discussion of these data by a phase space model¹⁶ and the simplified cascade picture² further showed that besides the knock-out part there is also a sizeable correlation among the cluster nucleons due to the common share of energy and momentum, if mainly small clusters contribute. The latter effect gives rise to an in-plane correlation dominating at large momenta².

The above described effects are evidently not the ones that we see in the coincidence rates of the present experiment, as shown in Figs. 2a and 2c. Rather, for this heavy collision system we do observe a disfavour of the in-plane coincidence rate at large spectrometer momenta alongside with an in-plane enhancement at moderate momenta (with respect to the target frame). The correlation function C (eq.(1)) calculated in the framework of the linear cascade model in fact shows a qualitative disagreement with the experimental result. In this cascade model an enhancement is obtained around the quasi elastic n-n peak, as in lighter systems. However, here this increase is rather weak, $C \approx 1.1$. This points towards the expectation that in large systems the background term (second term in (2)) becomes so large that the correlation part of the model (first term in (2)) reaches the 15% level of the total coincidence yield at most. The fact that the obtained C - function does not resemble the experimental one shows the influence of effects other than microscopic two- or few- particle correlations. How can we understand the structural change in going from the light to the heavy systems?

What are the effects that are left out in the simplified cascade approach? The different clusters of interacting nucleons are treated as independent in this model. Thus, the contact of the clusters with the surrounding matter is neglected. This has essentially two effects: First, nucleons emit-

ted from a certain cluster may rescatter. This leads to shadowing effects that distort the predicted correlations. Secondly, as already discussed in sect. III, the forthcoming interactions serve a transport of energy and momentum across the different clusters and one enters the regime of macro motion. Thus, the data may draw attention towards collective effects.

First let us recall the the earlier discussions of shadowing effects^{1,15,21}. The shadowing (rescattering) by the spectator nuclei suppresses the in plane coincidence rate as compared to the out of plane coincidence rate. We therefore expect $C < 1$. A simple calculation based on the geometry and mean free path, however, can only reproduce the data at high forward momenta due to this shadowing effect. It fails completely at large angles where the value of C is larger than 1. We therefore have to look for a different mechanism.

Returning to the kinematical situation depicted in Fig. 1, if the projectile and the target act as a whole with their total inertias, then (ignoring inelasticity effects for the moment) one expects nucleons resulting from the decay of the deflected projectile and target fragments to occupy the kinematical regimes around the dash-dotted lines. This is essentially the physics of the bounce-off process seen in hydrodynamical calculations. As it was shown qualitatively in the bounce-off model³ this process may lead to a correlation function similar to the experimental one. Now on a detailed three dimensional hydrodynamical and evaporational²² model the triple differential proton cross section was evaluated (Fig. 3) and the two-particle correlation function is calculated on the basis of eqs.(1,6) (see also the Appendix).

The coincidence function is in good qualitative agreement with the experimental observations (Fig. 2d). The maximum around the zero rapidity is caused by the target evaporation which anticorrelates azimuthally with the higher energy projectile evaporation detected by the telescopes. The position of the maximum agrees with the experimental observations. The maximum of C is somewhat lower (≈ 0.2) than in experiment but this difference is within the systematic experimental normalisation error. The difference between the maximum and minimum values is only slightly higher than in the experiment. This shows that additional effects may influence the coincidence function, and the structure of the C function should be smoother by 10-20%.

In the framework of the fluid dynamical model extremely soft equation of state (phase transition) could cause stronger dissipation and so a stronger thermal smearing. However, finite particle number effects, i.e. non thermal fluctuations and the microscopic nucleon-nucleon correlations² or quantummechanical correlations²¹ can cause similar smearing effects.

If we assume that the local nucleon clusters within the nuclear fluid have the sizes and momentum distribution similar to the ones predicted by the linear cascade model, we can evaluate the modifying effects arising from the microscopic correlations. The C function obtained in a joint hydrodynamical and cascade model (eq.(7)) resembles mainly the features of the hydrodynamical model (Fig. 2b) now the experimentally observed slope between the maximum and minimum is also reproduced. This shows that the consideration of the finite nucleon cluster effects within the nuclear fluid may extend the validity of such a unified model to the intermediate mass regions where neither the cascade nor the hydrodynamical model is sufficiently accurate.

V. Conclusions

It is important to note what type of underlying physical effects can be studied in this experiment in heavy N-N systems. As it was shown on Fig. 1 the two - particle correlations measure the N-N kinematics. As we have seen, the crucial point in the experiment is the lower energy cutoff of the telescopes. Due to the 200 MeV cutoff the probability to detect a proton from the target evaporation is two orders of magnitude smaller than that from the projectile evaporation (Fig. 3). At the cutoff energy where both the target and the projectile evaporations can be detected by the telescopes equally, the collective character of the coincidence function vanishes because the collective azimuthal correlation can not be exploited. By changing the lower energy cutoff of the telescopes and their θ angle the bounce-off process could be mapped at different deflection angles. The position of the projectile evaporation peak could be estimated and thus the inelasticity could be measured, as shown in Fig. 4. On the other hand the deflection angle and inelasticity and their dependence on the equation of state and viscous coefficients can be tested in hydrodynamical models^{19,20} So this experiment

provides an alternative tool for the investigation of the collective processes.

Another important point is to approach the reaction mechanism by this type of studies. As we have seen two types of correlations show up in the discussed experiment. These are representing two different stages on the way towards the equilibration. The way to local thermo- and fluid- dynamical equilibrium leads through the build up of small interacting clusters first and then later these clusters may grow. The initially unimportant weaker interactions between the clusters later become more important and at later stages the signs of this collective type of correlations show up. In very small systems the reaction cannot reach this stage²³ A major part of nucleons leave the system before larger clusters and collective processes may develop. Otherwise in larger systems the amount of nucleons escaping from initially independent clusters becomes negligible and mainly the signs of collective correlations can be observed. When already collective processes started to develop the reaction mechanism may be influenced considerably by especially strong long range correlations²¹ caused by phase transitions for example²⁴. By a systematic study of the microscopic and macroscopic correlations the collective processes may be separated from other effects and then their properties and anomalies may indicate us the signs of the extreme states occurring in hot and dense nuclear systems.

The present results are promising and on this basis we hope that the present experimental and theoretical investigations to test the triple differential nucleon correlation cross sections will provide us accurate quantitative information about the properties of nuclear matter and about the reaction mechanism.

The authors thank *Miklós Gyulassy* for suggesting the present theoretical analysis.

VI. Appendix

Here we present shortly the evaporational model and the calculation of the correlation function based on it.

At the break up moment in each point r the fluid is moving with the local collective velocity $v(r)$, ($\beta_r = v(r)/c$, in the followings the $c \equiv 1$ convention will be used). The thermally equilibrated nucleon distributions $f(p, r)$ (normalized to the particle densities as: $n(r) = \int d^3p f(p, r)$) should be transformed to the lab system by a *Lorentz* transformation from each fluid cell:

$${}^1F_H(P, r) = {}^1F_H^{\text{lab}}(P, r) = [w_r(P, W)/W] f^{\text{cell}}(p_r(P, W), r), \quad (8)$$

where $p_r, w_r(P, W)$ are rest frame (lab) four momenta respectively. (The experimental observables are P , and W , the corresponding cell four momenta are depending not only on P , and W but also on r .) They are connected by the relations:

$$w_r(P, W) = \gamma_r (W - \beta_r P), \quad p_r(P, W) = P - \gamma_r \beta_r (w_r + W) / (1 + \gamma_r), \quad \gamma_r = 1 / \sqrt{1 - \beta_r^2}. \quad (9)$$

The local momentum distributions $f^{\text{cell}}(p, r)$ in the rest frame of the matter were approximated in the following way: As in refs.^{4, 20} the free nucleons were taken into account only. For these a relativistic *Fermi - Dirac* momentum distribution $f^{\text{cell}}(p, r)$ was applied. This was then shifted down in energy by the local binding (obtained at the break up from the long range potentials and the equation of state used in the fluid dynamical model) and only those nucleons were allowed to evaporate which had positive energy in this distribution (15-40%). The differential cross section

$$d\sigma/dP \equiv {}^1\sigma(P) = \int d^2b d^3r {}^1F_H(P, r) \quad (10)$$

is obtained by adding up the contributions of all fluid cells i in the lab system¹⁹ and then summing up the results of the different impact parameter

calculations weighted by the corresponding geometrical surfaces. Changing the variables of the cross section from the momentum to energy and angles we write the triple- differential cross section at a fixed impact parameter as:

$$d^3N/dEd\phi d\cos\theta \equiv {}^1\omega(\theta, \phi, E, b) = \sum_i \text{Vol}_i w_i(P, W) \sqrt{W^2 - m^2} f_i^{\text{cell}}(p_i(P, W)),$$

where ${}^1\omega = {}^1\sigma(P) [d^3P/dEd\phi d\cos\theta] = {}^1\sigma(P(E, \theta, \phi)) W/\sqrt{W^2 - m^2}$, $E = W - m$,

(11)

the spatial integration in eq. (10) is replaced by the sum over the fluid cells i having the volume Vol_i , and the *Lorentz* transformation is applied (eq. (8-9)). The triple differential cross section obtained with normal equation of state⁴ (i.e. without phase transition) provides a peak in the impact parameter sensitivity of the telescopes R,U,D at $b = 4 \pm 1.4$ fm (Fig. 5),

$$R (= U = D) = \int R'(b) d^2b = \int {}^1\omega(\theta=40^\circ, \phi, \epsilon \geq 200\text{MeV}, b) d\phi d\epsilon d^2b$$
(12)

and this peak is about two times as sharp as it would be expected in the fireball model²⁵. At this impact parameter the deflection angle is $\theta \approx 48^\circ$ in the c.m. system and ~25% of the collective projectile and target momenta are lost. According to eq.(5-6) and considering the experimental restrictions we can evaluate the coincidence rate between the telescope R (U,D) and spectrometer S, $\delta=180^\circ$ (in the case of U and D telescopes $\delta=90^\circ, 270^\circ$ respectively):

$$[S(y_{\parallel}, y_T) \cdot R] = \int {}^1\omega(\theta^2=40^\circ, \phi^2, \epsilon^2 \geq 200\text{MeV}, b) {}^1\omega(y_{\parallel}, y_T, \phi^2 + \delta, b) d\phi^2 d\epsilon^2 d^2b.$$
(13)

Using the quantities (12-13) the correlation function C can be evaluated by eq.(1).

References

* Supported by the Bundesministerium für Forschung und Technologie, and by the Director, Office of Energy Research, Division of Nuclear Physics of the Office of High Energy and Nuclear Physics of the U.S. Department of Energy under Contract W-7405-ENG-48.

+ On leave from the Central Research Institute for Physics, 1525 Budapest, Hungary; Alexander von Humboldt Research Fellow

x Fellow of the Deutscher Akademischer Austauschdienst (DAAD), Bonn Germany. Present address: Gesellschaft für Schwerionenforschung, D-6100 Darmstadt 11, Germany

1.) S. Nagamiya, L.A. Anderson, W. Bruckner, O. Chamberlain, M.C. Lemaire, S. Schnetzer, G. Shapiro, H. Steiner, I. Tanihata, Phys. Lett. 81B (1979) 147; I. Tanihata, M.-C. Lemaire, S. Nagamiya, S. Schnetzer; Phys. Lett. 97B (1980) 363.

2.) J. Knoll, J. Randrup, Phys. Lett. 103B (1981) 264.

3.) L.P. Csernai, W. Greiner, Phys. Lett. 99B (1981) 85

4.) H. Stöcker, J. Maruhn, W. Greiner, Phys. Rev. Lett. 44 (1980) 725 and Z. Phys. A293 (1979) 173; H. Stöcker, L.P. Csernai, G. Graebner, G. Buchwald, H. Kruse, R.Y. Cusson, J.A. Maruhn, W. Greiner, Lawrence Berkeley Laboratory Report No. LBL-11774 (1981) Submitted to Phys. Rev. C

5.) H.G. Baumgardt, J.U. Schott, Y. Sakamoto, E. Schopper, H. Stöcker, J. Hofmann, W. Scheid, W. Greiner, Z. Phys. A273 (1975) 359 and J. Hofmann, H. Stöcker, U. Heinz, W. Scheid, W. Greiner; Phys. Rev. Lett. 36 (1976) 88.

6.) H.G. Baumgardt, E. Schopper, J. Phys. Lett. G5 (1979) L231.

7.) R. Stock, H.H. Gutbrod, W.G. Meyer, A.M. Poskanzer, A. Sandoval, J. Gosset, C.H. King, G. King, Ch. Lukner, Nguyen Van Sen, G.D. Westfall, K.L. Wolf, Phys. Rev. Lett. 44 (1980) 1243.

8.) H.H. Gutbrod, Lawrence Berkeley Laboratory Rep. LBL-11123(1980) Proc. of Symp. on High Energy Nuclear Int. Hakone, Japan ed.: K.Nakai July, 1980 p. 93

9.) A.A. Amsden, G.F. Bertsch, F.H. Harlow, J.R. Nix, Phys. Rev. Lett. 35 (1975) 905 and A.A. Amsden, F.H. Harlow, J.R. Nix, Phys. Rev. C15(1977)2059 and A.A. Amsden, A.S. Goldhaber, F.H. Harlow, J.R. Nix, Phys. Rev. C17 (1978) 2080.

10.) Spherical¹¹ and axial symmetric¹² models are not able to predict this phenomenon.

- 11.) J.P. Bondorf, S.Garpmann, J.Zim'anyi, Nucl.Phys. A296 (1978) 320 and L.P. Csernai, B.Luk'acs, J.Zim'anyi, Nuovo Cim.Lett. 27(1980) 111
- 12.) P. Danielewicz, Nucl. Phys. A314 (1979) 465 and H.H. Tang, C.Y. Wong, Phys.Rev. C21 (1980) 1846.
- 13.) W.G. Meyer, H.H. Gutbrod, Ch. Lukner, A. Sandoval, Phys. Rev. C22 (1980) 179.
- 14.) I. Tanihata, S. Nagamiya, S. Schnetzer, H. Steiner, Phys. Lett. 100B (1981) 121.; J.D. Stevenson, J. Martins, P.B. Price, Phys. Rev. Lett. 47 (1981) 990.
- 15.) I. Tanihata, Lawrence Berkeley Laboratory Report No. LBL- 11320 (1980)
- 16.) J. Knoll, Phys. Rev. C20 (1979) 773 and Nucl. Phys. A343 (1980) 511; J. Knoll, J. Randrup, Nucl.Phys. A324 (1979) 445.
- 17.) J.Cugnon, T.Mizutani, J.Vermeulen, Nucl.Phys. A352 (1981) 505; J.Cugnon, S.E. Koonin, Nucl.Phys. A355 (1981) 477; J.Cugnon, J. Knoll, J. Randrup, Nucl.Phys. A360 (1981) 444.
- 18.) A.R. Bodmer, C.N. Panos, A.D. MacKellar, Phys. Rev. C22 (1980) 1025.
- 19.) L.P. Csernai, H.W. Barz, Z. Phys. A296 (1980) 173.
- 20.) G. Buchwald, L.P. Csernai, J.Maruhn, W. Greiner, H. Stöcker, Phys. Rev. C24 (1981) 135.
- 21.) M. Gyulassy, Lawrence Berkeley Laboratory Rep. No. LBL- 12389 (1981) submitted to Phys. Rev. Letters
- 22.) Without the thermal evaporation the flow velocity distribution⁴ alone would yield a too strong correlation.
- 23.) H.W. Barz, L.P. Csernai, W. Greiner, University of Frankfurt Report No. UFTP - 62 / 1981, submitted to Phys. Rev. C
- 24.) M. Gyulassy, W. Greiner, Ann. Phys. 109 (1977) 485
- 25.) J. Gosset, H.H. Gutbrod, W.G. Meyer, A.M. Poskanzer, A. Sandoval, R. Stock, G. Westfall, Phys. Rev. C16 (1977) 629

Figure Captions

Figure 1) Contour plot of correlation function (eq.(1)) C for Ar + Pb at 800 MeV/A projectile energy. P and T indicate projectile and target momenta per nucleon, respectively, in the nucleon nucleon (n-n) c.m. frame. The dashed circle indicates the free proton elastic scattering kinematics, the cross hatched area shows the kinematical region of protons detected by the R telescope, and the point A the expected position of the quasi elastic n-n knock-out peak. The dashed-dotted circles indicate the collective nucleus nucleus (N-N) scattering kinematics. The maximum is obtained experimentally where it is expected in the collective N-N kinematics (B)

Figure 2) (a) Contour plot of the correlation function C measured in the reaction Ar (800 MeV/A) + Pb and shown on the rapidity plane. The relatively high maximum ($C \geq 1.4$) in the vicinity of the target rapidity means that strong inplane correlation is found, but not at the point where it is expected on the basis of nucleon-nucleon quasi elastic scattering.

(b) Contour plot of the correlation function C for the same reaction calculated in the joint hydrodynamical and linear cascade model. The difference in the normalization might be due to the normalization error $\Delta C \approx 0.1-0.3$ of the experiment (see Sect. II).

(c) Contour plot of the correlation function C for the same reaction calculated in the linear cascade model. Statistical fluctuations are eliminated by Gaussian smooting. At the high rapidity values (hatched area) The statistical error is $\Delta C \geq 0.2$.

(d) Contour plot of the correlation function C for the same reaction calculated in the hydrodynamical model with a simple parabolic equation of state^{4,20} ($K=200$ MeV)

Figure 3) Contour plot of the triple differential invariant cross section $(1/p)d^3N/dEd\phi d\cos\theta$ for the reaction $\text{Ar}(800 \text{ MeV}/A) + \text{Pb}$ at impact parameter $b = 4 \text{ fm}$ in the reaction plane ($\phi = 0^\circ/180^\circ$) calculated in the hydrodynamical model. The contour lines labelled by parameter q are corresponding to a value of $10^q/(\text{sr MeV}^2)$. The dashed lines indicate the kinematical region where protons are detected by the counter telescopes R,U, and D in the experiment described above (see ref.¹ and chapter II). The points T and P show the target and projectile evaporation peaks, the telescopes are predominantly sensitive for projectile evaporation according to the model

Figure 4) The dependence of the c.m. bounce off deflection angle and inelasticity on the impact parameter b . At impact parameter of $b = 4 \text{ fm}$, the bounce off angle is $\theta \approx 48^\circ$ and 25% of the c.m. collective momentum is lost. At impact parameters lower than 3 fm the second local maximum of the spectrum vanishes and the inelasticity can-not be uniquely determined, but the bounce off angle is measurable

Figure 5) The impact parameter dependence of the sensitivity of telescopes $R(b)$, $U(b)$, $D(b)$ in the hydrodynamical model (as given in eq.(12)).

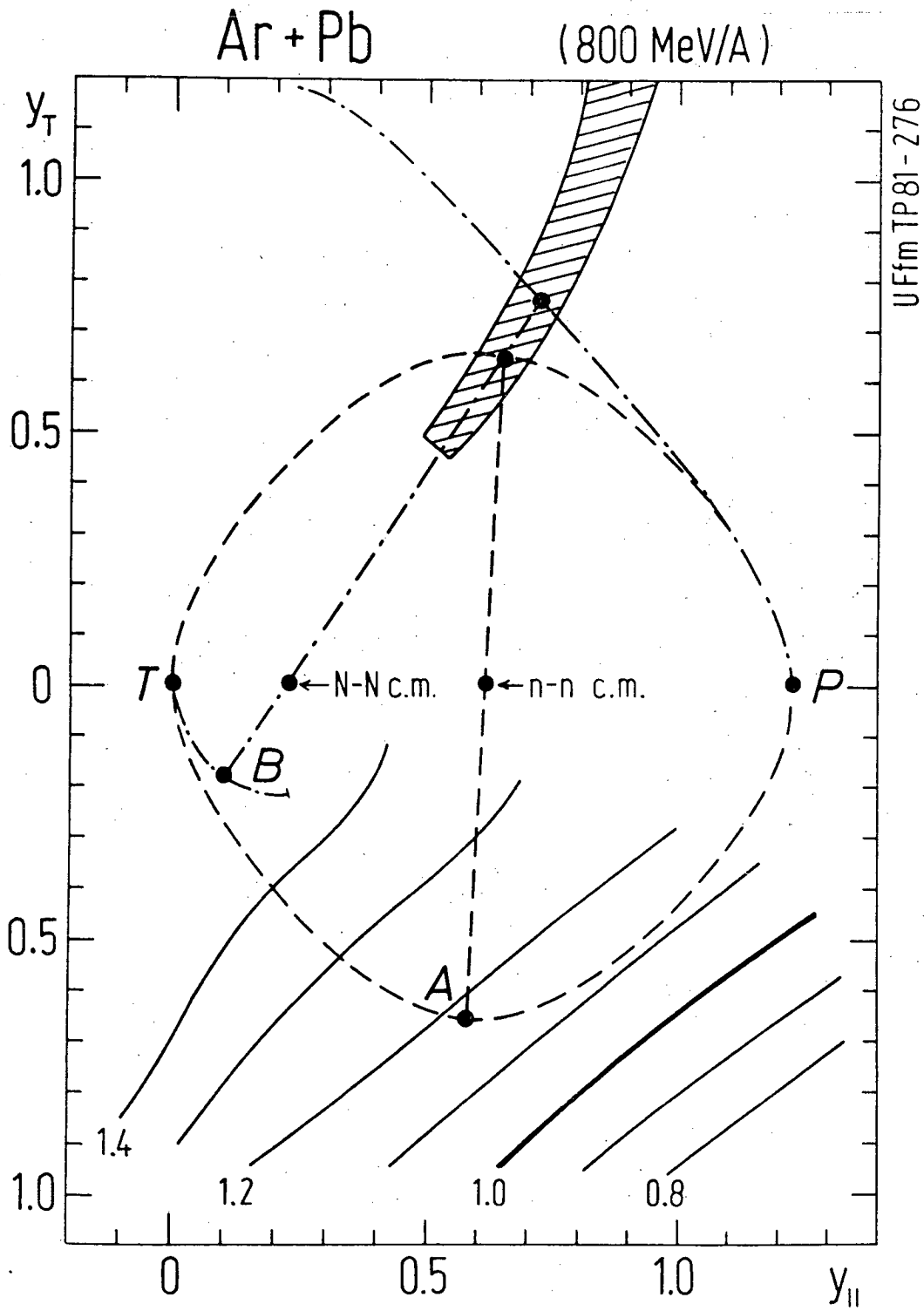
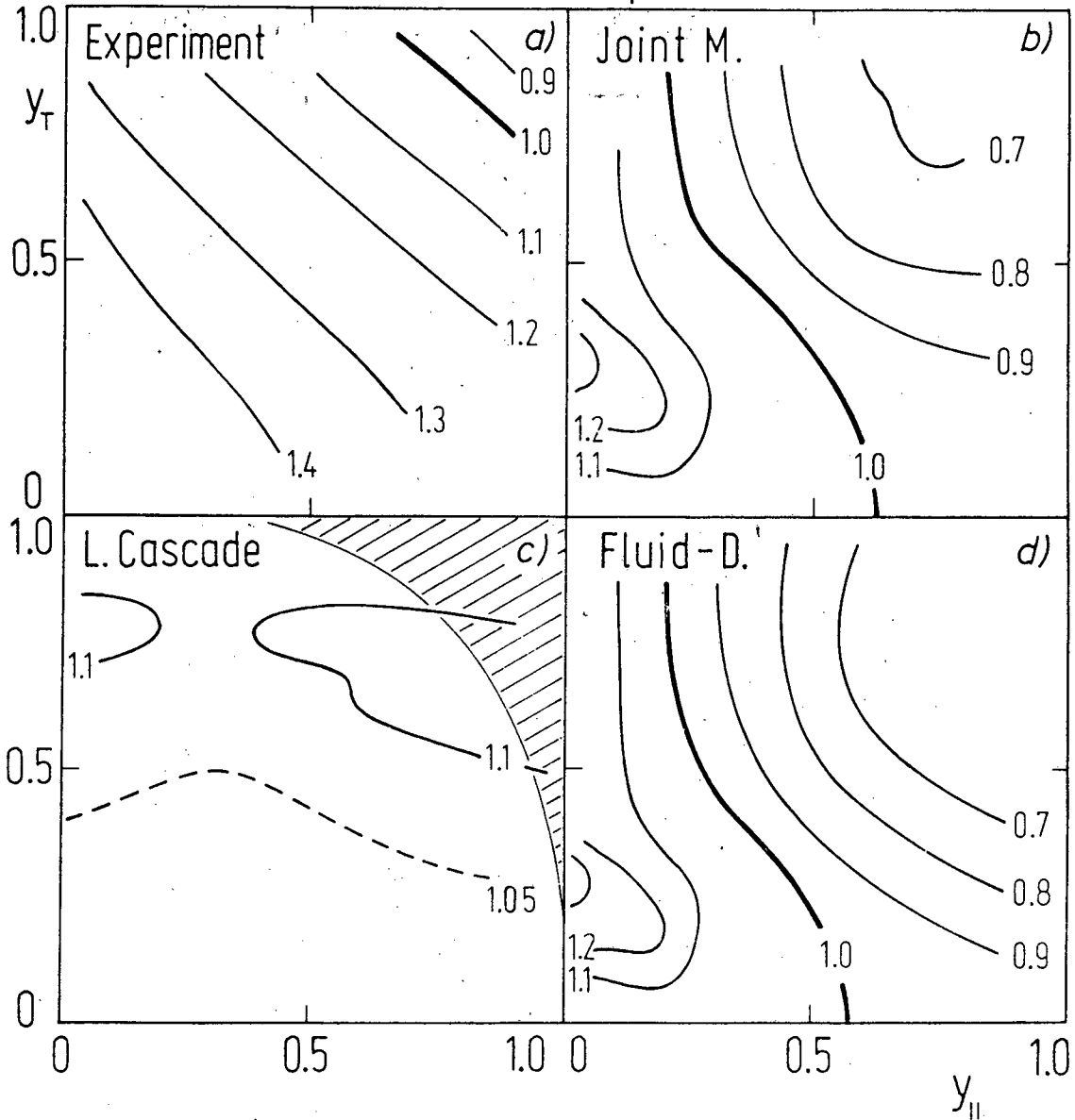


Figure 1

Ar+Pb \rightarrow 2p + X (800 MeV/A)



UFFm TP-81-264

Figure 2

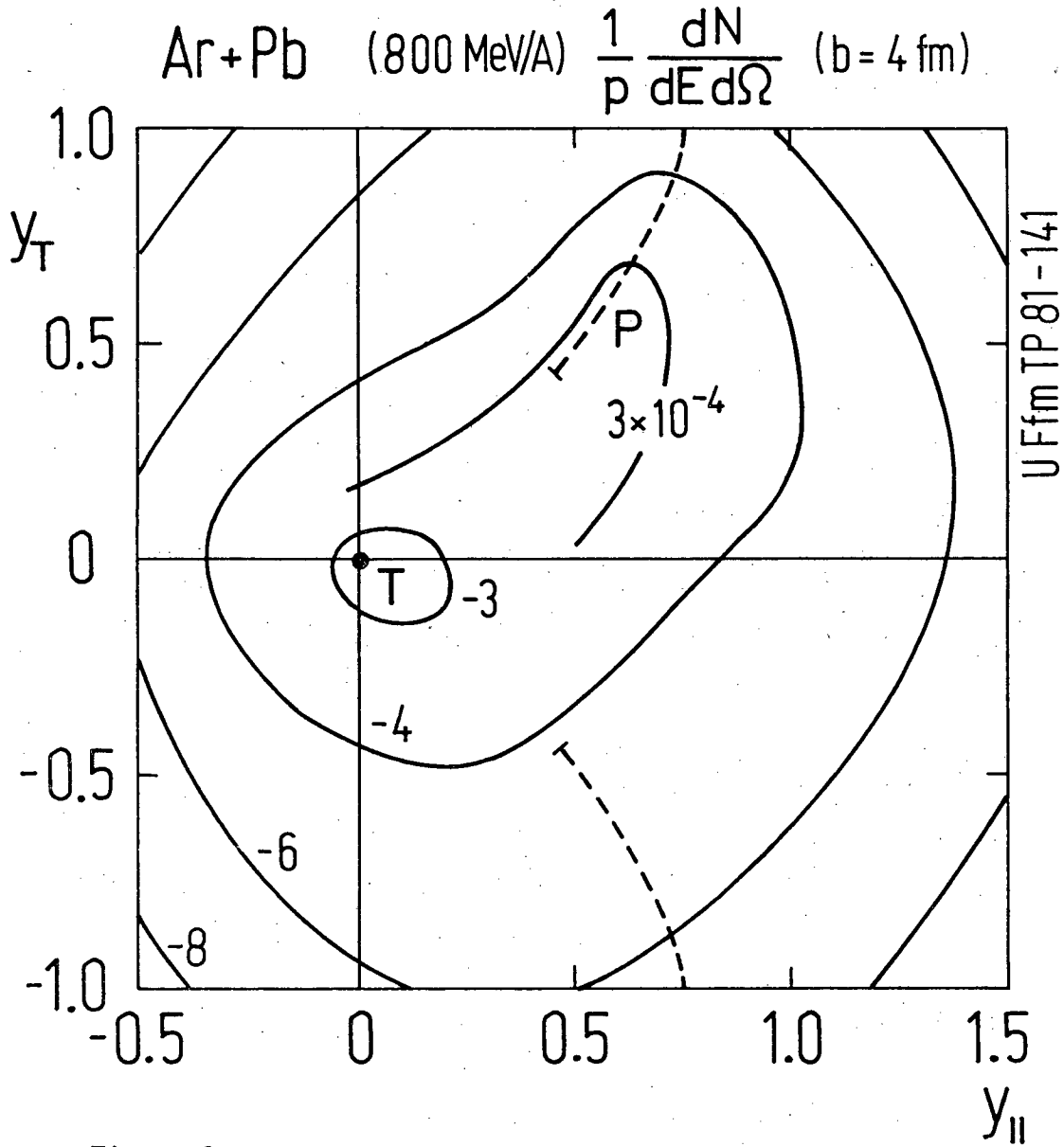
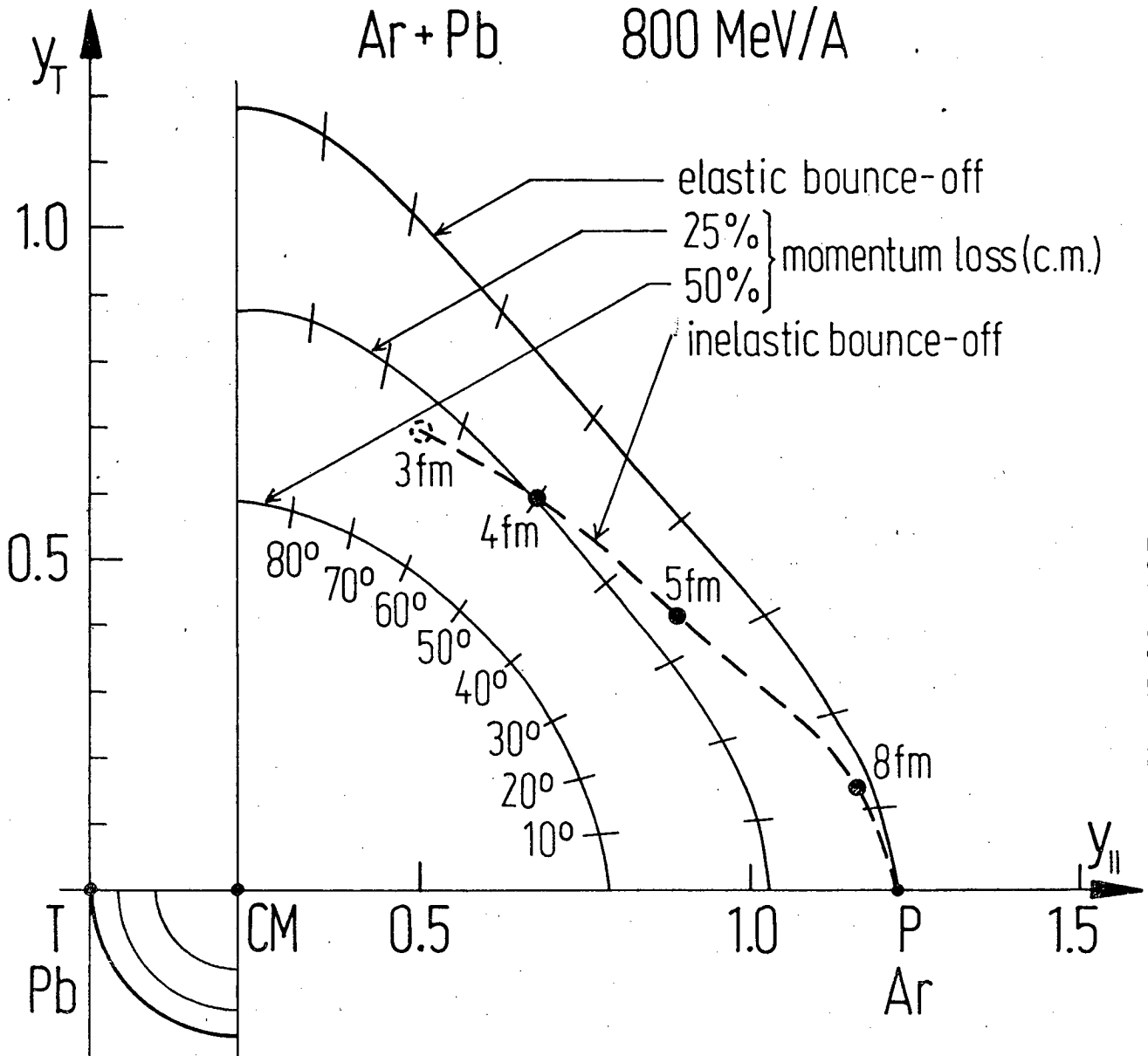


Figure 3



UFFm TP 80 - 405

Figure 4

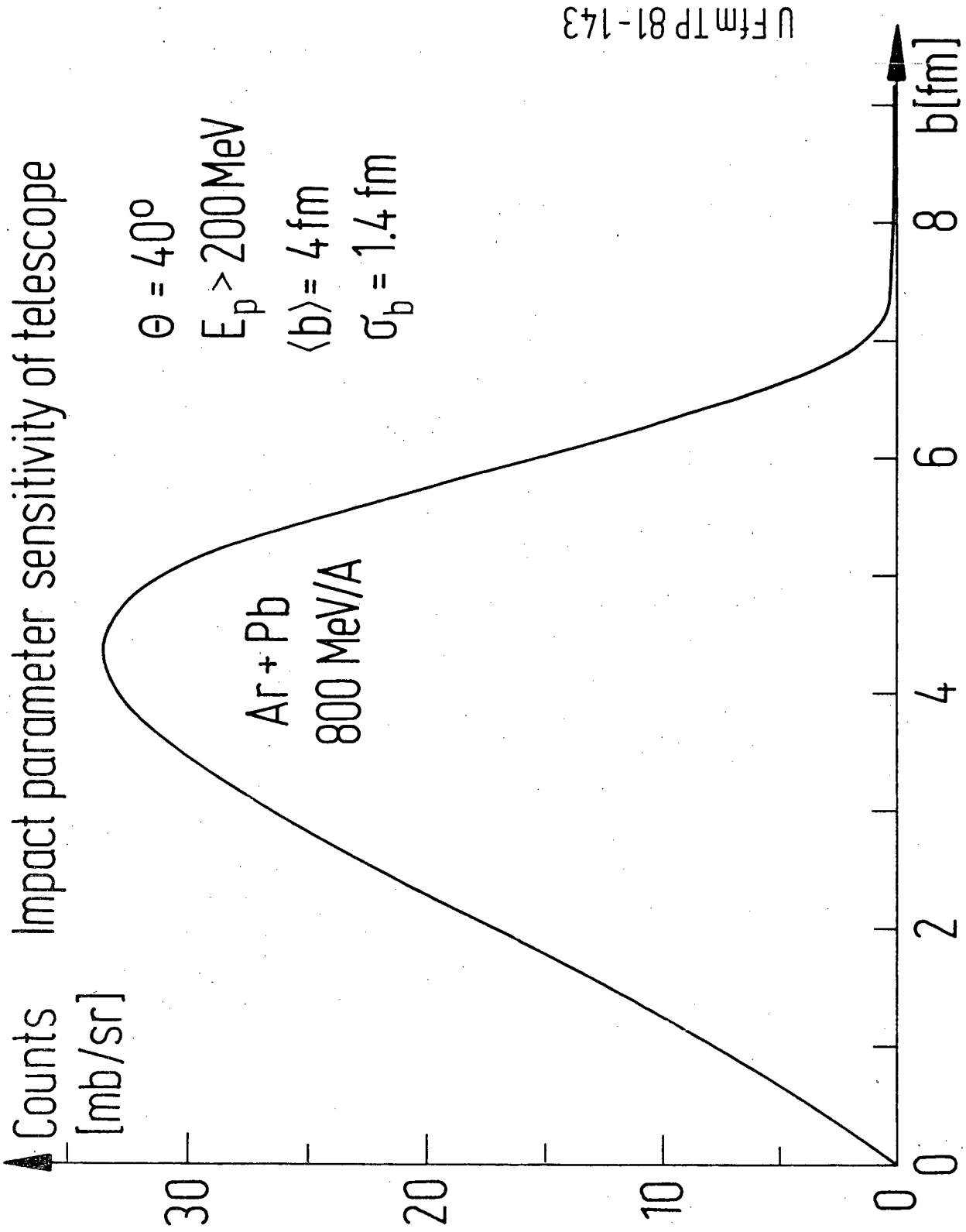


Figure 5

This report was done with support from the Department of Energy. Any conclusions or opinions expressed in this report represent solely those of the author(s) and not necessarily those of The Regents of the University of California, the Lawrence Berkeley Laboratory or the Department of Energy.

Reference to a company or product name does not imply approval or recommendation of the product by the University of California or the U.S. Department of Energy to the exclusion of others that may be suitable.

TECHNICAL INFORMATION DEPARTMENT
LAWRENCE BERKELEY LABORATORY
UNIVERSITY OF CALIFORNIA
BERKELEY, CALIFORNIA 94720