

**UCLA**

**Census Snapshots**

**Title**

Arkansas Census Snapshot: 2010

**Permalink**

<https://escholarship.org/uc/item/5h93p52q>

**Authors**

Gates, Gary J.

Cooke, Abigail M.

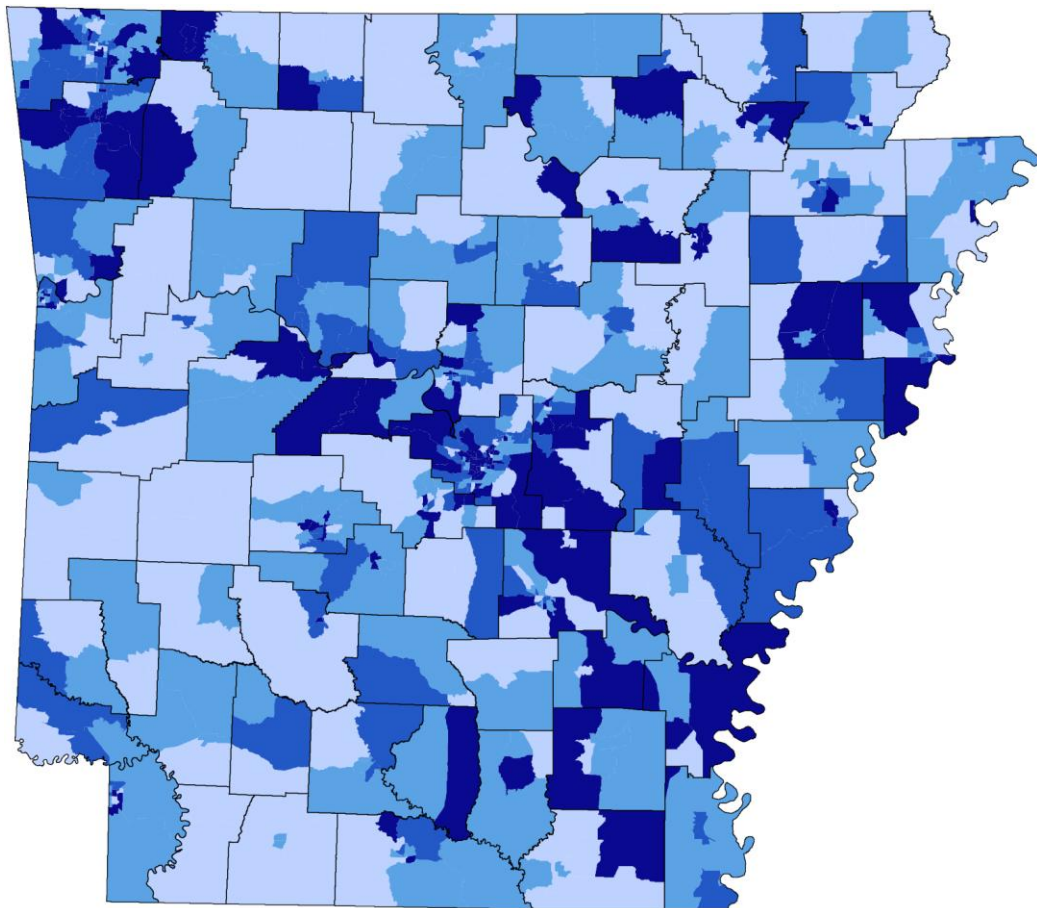
**Publication Date**

2011-09-01




<b>Same-sex couples</b>	<b>4,226</b>	<b>Same-sex couples per 1,000 households</b>	<b>3.7</b>
<b>Husband/wife</b>	<b>1,040</b>	<b>Same-sex "husband/wife" couples per 1,000 "husband/wife" couples</b>	<b>1.8</b>
<b>Unmarried partner</b>	<b>3,186</b>	<b>Same-sex "unmarried partner" couples per 1,000 "unmarried partner" couples</b>	<b>52.0</b>

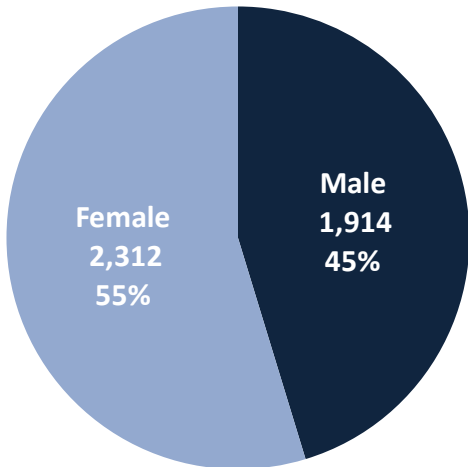
**Same-sex couples per 1,000 households  
by Census tract (adjusted)**



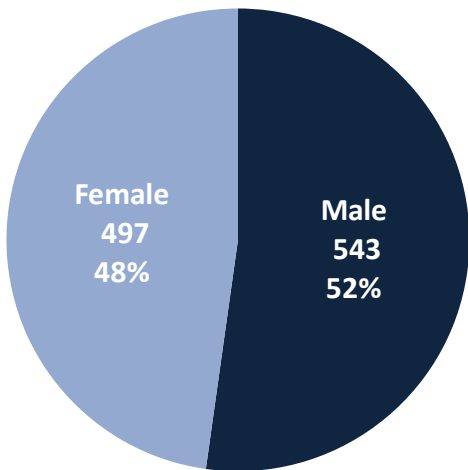
0 60 Miles



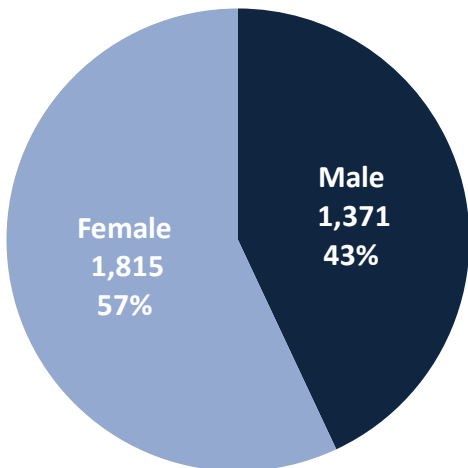
**All Same-sex Couples**



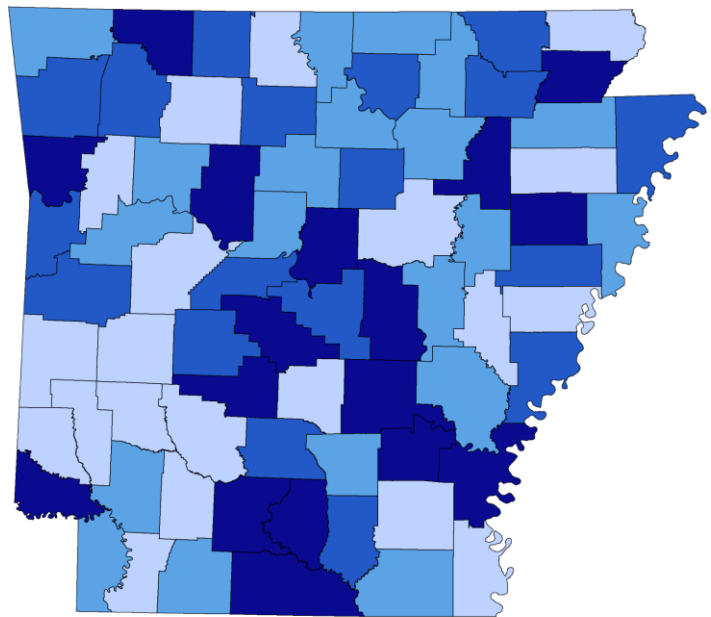
**Same-sex couples who identify as spouses**




**Same-sex couples who identify as unmarried partners**



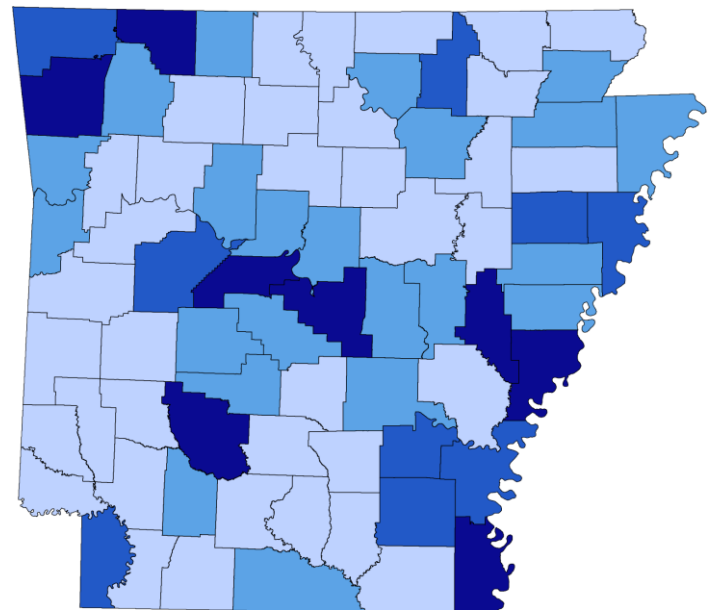
**Same-sex female couples per 1,000 households by county (adjusted)**




0 60 Miles



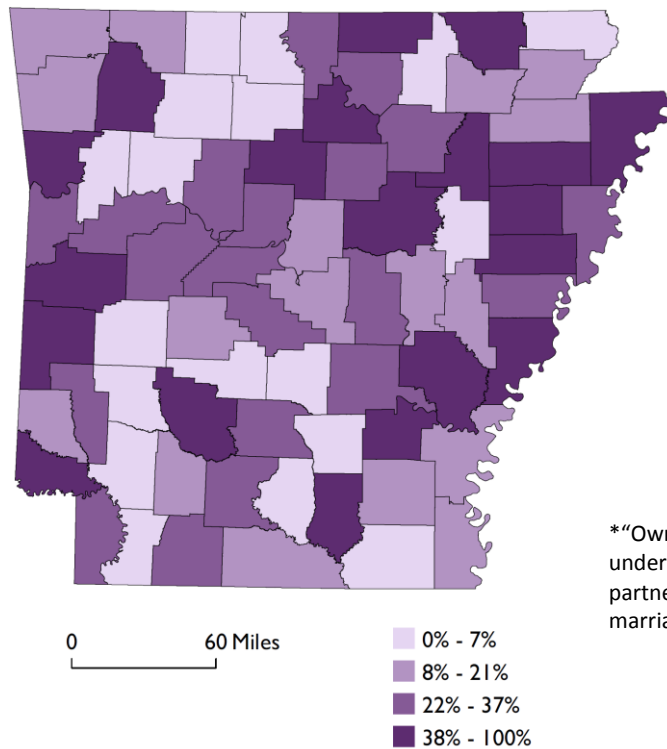
**Same-sex male couples per 1,000 households by county (adjusted)**



0 60 Miles

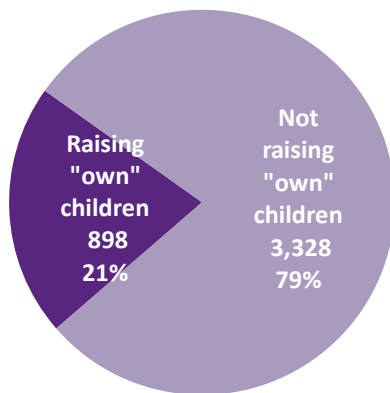


## Percent of same-sex couples raising “own” children\* by county (adjusted)

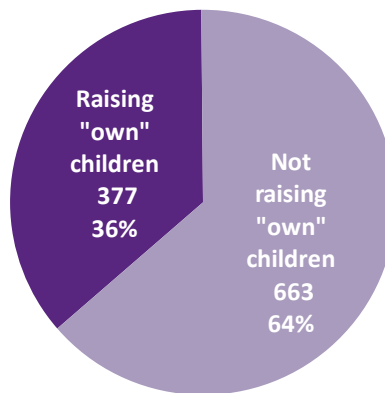


\*“Own” children are never-married children under 18 who are sons or daughters of one partner or spouse (Person 1) by birth, marriage (stepchild), or adoption.

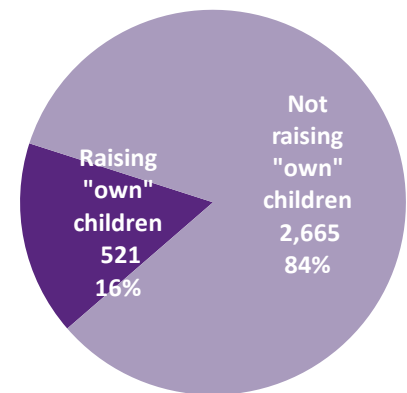
All Same-sex Couples



Same-sex couples who identify as spouses



Same-sex couples who identify as unmarried partners



### Data and methodology

Data are compiled using the US Census Bureau’s state-level preferred estimates for same-sex couples found [here](#). Same-sex couples are identified in households where Person 1 describes his or her relationship with another adult of the same sex as either a “husband/wife” or “unmarried partner”. The Census Bureau preferred estimates adjust original Census tabulations reported in the Census 2010 SF-1, PCT15 to account for the likelihood that a small portion of different-sex couples miscode the sex of a spouse or partner and are incorrectly counted as a same-sex couple.

#### Adjusted data

The Census Bureau only released preferred estimates for states. County, city, and tract data used in this report are adjusted by the authors and do not represent official Census Bureau tabulations. Like the Census Bureau preferred estimates, the adjustment procedure accounts for the likelihood that a small portion of different-sex couples miscode the sex of a spouse or partner and are incorrectly counted as a same-sex couple.

#### Undercount

The adjusted figures do not take into account the possibility that some same-sex couples may not be counted in Census tabulations due to concerns about confidentiality or because neither partner was Person 1 in the household.

Go [here](#) for a complete description of the adjustment procedure.

### Counties with 50+ same-sex couples ranked by same-sex couples per 1,000 households

State rank	US rank among 1,142 counties with 50+ same-sex couples	County	Same-sex couples (adjusted)	Same-sex couples per 1,000 households (adjusted)	Same-sex male couples (adjusted)	Same-sex female couples (adjusted)	% Raising "own" children among same-sex couples (adjusted)
1	38	Carroll	112	9.83	60	52	13%
2	155	Pulaski	1010	6.36	687	324	17%
3	263	Washington	422	5.52	229	193	19%
4	557	Benton	339	4.13	176	163	12%
5	619	Sebastian	196	3.95	72	124	24%
6	636	Faulkner	166	3.91	45	122	15%
7	690	Crittenden	71	3.74	35	37	25%
8	731	Garland	149	3.65	52	98	20%
9	744	Jefferson	105	3.62	21	83	30%
10	766	Miller	61	3.57	34	28	36%
11	774	Lonoke	90	3.54	7	82	22%
12	821	Boone	52	3.41	17	34	0%
13	840	Pope	79	3.38	3	76	34%
14	842	Craighead	126	3.37	53	72	20%
15	849	Union	57	3.35	9	48	16%
16	863	Crawford	78	3.31	4	74	40%
17	918	Greene	52	3.15	2	50	10%
18	1044	Saline	112	2.70	5	107	23%

### Counties with <50 same-sex couples

	Arkansas	14	1.79	0	14	43%
	Ashley	15	1.73	0	15	0%
	Baxter	32	1.69	0	32	24%
	Bradley	10	2.08	0	10	89%
	Calhoun	9	4.01	0	9	7%
	Chicot	21	4.65	15	6	21%
	Clark	32	3.65	24	8	38%
	Clay	0	0.00	0	0	0%
	Cleburne	27	2.47	0	27	33%
	Cleveland	7	1.91	0	7	0%
	Columbia	15	1.55	0	15	34%
	Conway	23	2.77	11	12	34%
	Cross	31	4.46	13	18	54%
	Dallas	7	2.27	0	7	30%
	Desha	25	4.67	10	14	15%
	Drew	17	2.33	13	4	8%
	Franklin	6	0.83	0	6	0%
	Fulton	8	1.54	0	8	45%
	Grant	2	0.34	0	2	0%
	Hempstead	16	1.76	0	16	0%
	Hot Spring	44	3.51	0	44	1%
	Howard	4	0.77	0	4	32%
	Independence	34	2.35	10	24	35%

Izard	16	2.84	3	13	25%
Jackson	22	3.30	0	22	57%
Johnson	16	1.61	0	16	0%
Lafayette	0	0.00	0	0	0%
Lawrence	14	2.04	0	14	13%
Lee	10	2.77	5	5	27%
Lincoln	20	4.68	7	13	100%
Little River	15	2.77	0	15	45%
Logan	15	1.72	0	15	37%
Madison	24	3.88	10	14	50%
Marion	0	0.00	0	0	0%
Mississippi	48	2.70	7	41	43%
Monroe	15	4.30	14	1	19%
Montgomery	0	0.00	0	0	0%
Nevada	8	2.10	5	3	15%
Newton	2	0.58	0	2	0%
Ouachita	39	3.55	0	39	24%
Perry	23	5.46	12	10	24%
Phillips	38	4.43	20	18	38%
Pike	4	0.98	0	4	0%
Poinsett	11	1.14	0	11	47%
Polk	9	1.05	0	9	45%
Prairie	9	2.48	3	7	13%
Randolph	16	2.25	0	16	38%
Scott	10	2.31	0	10	45%
Searcy	8	2.26	0	8	1%
Sevier	8	1.39	0	8	19%
Sharp	24	3.31	13	11	4%
St. Francis	30	3.08	6	24	42%
Stone	9	1.60	0	9	72%
Van Buren	12	1.61	0	12	94%
White	42	1.43	0	42	40%
Woodruff	6	1.78	0	6	0%
Yell	27	3.25	17	10	37%

**Cities with 50+ same-sex couples  
ranked by same-sex couples per 1,000 households**

State rank	US rank among 1,415 cities with 50+ same-sex couples	City	Same-sex couples (adjusted)	Same-sex couples per 1,000 households (adjusted)
1	392	Little Rock	616	7.51
2	500	Fayetteville	210	6.83
3	583	North Little Rock	170	6.39
4	871	Hot Springs	79	5.07
5	929	Springdale	111	4.87
6	1057	Fort Smith	151	4.40
7	1062	Bentonville	58	4.39
8	1104	Conway	95	4.24
9	1148	Jonesboro	107	4.10
10	1162	Pine Bluff	73	4.04
11	1184	Rogers	78	3.95

**About the authors**

**Gary J. Gates, PhD** is the Williams Distinguished Scholar at the Williams Institute, UCLA School of Law.

**Abigail M. Cooke** is a PhD candidate in the Department of Geography at UCLA and is affiliated with the California Center for Population Research.

**Acknowledgments**

The authors thank Williams Institute Fellows Angeliki Kastanis, Laura Durso, and Christy Mallory for assistance with the Snapshots.

**For more information**

The Williams Institute, UCLA School of Law, (310) 267-4382

<http://williamsinstitute.law.ucla.edu/>