

# UC Santa Barbara

## UC Santa Barbara Previously Published Works

### Title

Joint effects of female preference intensity and frequency-dependent predation on the polymorphism maintenance in aposematic sexual traits.

### Permalink

<https://escholarship.org/uc/item/5dp7d4dd>

### Journal

Ecology and Evolution, 12(10)

### ISSN

2045-7758

### Authors

Ponkshe, Aditya

Endler, John

### Publication Date

2022-10-01

### DOI

10.1002/ece3.9356

### Copyright Information

This work is made available under the terms of a Creative Commons Attribution License, available at <https://creativecommons.org/licenses/by/4.0/>

Peer reviewed

## RESEARCH ARTICLE

# Joint effects of female preference intensity and frequency-dependent predation on the polymorphism maintenance in aposematic sexual traits

Aditya Ponshe  | John A. Endler

Centre for Integrative Ecology, School of Life & Environmental Sciences, Deakin University, Waurn Ponds, Victoria, Australia

**Correspondence**

Aditya Ponshe, MINT Lab, Edificio Luis Vives, Campus Espinardo, University of Murcia, Murcia, 30001, Spain.  
Email: [ponshe.aditya@gmail.com](mailto:ponshe.aditya@gmail.com)

**Present address**

Aditya Ponshe, MINT Lab, Edificio Luis Vives, Campus Espinardo, University of Murcia, Murcia, Spain

**Funding information**

Deakin University, Grant/Award Number: Higher degree by research; Office of Naval Research Global Funds, Grant/Award Number: N62909-19-1-2015

**Abstract**

Maintenance of variation in aposematic traits within and among populations is paradoxical because aposematic species are normally under positive frequency-dependent predation (PFD), which is expected to erode variation. Aposematic traits can evolve in an ecological context where aposematic traits are simultaneously under mate choice. Here, we examine how the mate preference intensity affects the permissiveness of polymorphism in sexually selected aposematic traits under different PFD regimes. We use the haploid version of the classical sexual selection model and show that strong mate preferences can substantially increase the permissiveness of polymorphism in aposematic traits under different PFD regimes. The Fisher process can interact with PFD, and their interaction can promote the maintenance of polymorphism within populations when mate preferences are strong. We show that the same selective conditions that promote the maintenance of polymorphism within populations reduce the likelihood of divergence in aposematic traits among populations.

**KEYWORDS**

aposematism, Fisher process, frequency-dependent predation, mate choice, polymorphism maintenance, warning signals

**TAXONOMY CLASSIFICATION**

Evolutionary ecology

## 1 | INTRODUCTION

Classical theory suggests that aposematic traits should have low variance (Endler, 1988; Endler & Mappes, 2004), yet many species show variation in these traits within and between populations in a variety of taxa [beetles (Borer et al., 2010; Brakefield, 1985; O'donald & Majerus, 1984), moths (Gordon et al., 2015; Nokelainen et al., 2012) and frogs (Rojas & Endler, 2013; Siddiqi et al., 2004)]. Maintenance of variation in aposematic traits within and among populations

becomes paradoxical because aposematic traits are normally under positive frequency-dependent natural selection due to frequency-dependent predation (Borer et al., 2010; Briolat et al., 2019; Chouteau et al., 2016; Gordon et al., 2015). In PFD, fitness increases with the phenotype's frequency or density (Endler, 1988; Endler & Mappes, 2004; Mallet & Joron, 1999; Noonan & Comeault, 2009). If a trait's fitness is positive frequency-dependent, then purifying selection is expected to erode variation and populations typically evolve to one of the alternative stable states depending on where

This is an open access article under the terms of the [Creative Commons Attribution](https://creativecommons.org/licenses/by/4.0/) License, which permits use, distribution and reproduction in any medium, provided the original work is properly cited.

© 2022 The Authors. *Ecology and Evolution* published by John Wiley & Sons Ltd.

they start in the allele frequency space (Endler & Mappes, 2004; Lehtonen & Kokko, 2012).

Aposematic traits can evolve in an ecological context where traits are simultaneously under mate choice. Aposematic species can be under PFD and additionally can show variation in mate preferences based on warning color components (Gordon et al., 2015; Maan & Cummings, 2008; Summers et al., 1999). Variable Strawberry poison-dart frog (*Oophaga pumilio*) is an iconic example of such interaction where both males and females express warning colors and females use visual cues during mate choice (Maan & Cummings, 2008; Siddiqi et al., 2004; Summers et al., 1999) and prefer matching males over non-matching males (Reynolds & Fitzpatrick, 2007). Recent developments in sexual selection theory suggest that on their own, mate preferences can promote the maintenance of sexual trait diversity (M'Gonigle et al., 2012; Ponskhe & Endler, 2018; Servedio & Bürger, 2014). However, how mate preferences contribute to the maintenance of polymorphism in PFD-affected sexual traits is largely neglected. Here, we examine how mate preference intensity affects the permissiveness of sexual trait polymorphism in PFD-affected environments. Permissiveness of polymorphism can be described as the capacity of environments to allow the polymorphism to be maintained in variable conditions (Ponskhe & Endler, 2018). We use Kirkpatrick's haploid version of the classical model of sexual selection (Kirkpatrick, 1982) as a foundation to address this question.

Kirkpatrick's classical model of sexual selection is based on the Fisher process, which is a null process of trait-preference co-evolution and remains at the core of sexual selection (Prum, 2010), but also see Kovaka (Kovaka, 2020) for further discussion on the null model of sexual selection. Kirkpatrick's original model and other genetic models expanding it further normally discuss implications of the Fisher process in the context of trait-preference exaggeration and speciation (Fuller et al., 2005; Houde, 1993; Kirkpatrick, 1982; Kuijper et al., 2012; Lande, 1981; Prum, 2010; Uyeda et al., 2009). Instead, here we use Kirkpatrick's model as a foundation and examine how the Fisher process interacts with PFD and under which conditions their interaction promotes versus constrains the maintenance of polymorphism in aposematic traits within populations. Additionally, we identify conditions that promote versus reduce the likelihood of divergence in aposematic traits among populations.

Population genetic models expanding the classical model of sexual selection generally include directional natural selection on traits and/or preferences (Bulmer, 1989; Kuijper et al., 2012; Seger, 1985; Seger & Trivers, 1986; Takahasi, 1997). In almost all aposematic species, both males and females express warning signals, and both are affected by PFD independent of mate choice. Consequently, we consider a scenario where both males and females are affected by PFD.

## 2 | MODEL AND RESULTS

Consider a haploid population showing polymorphism in sexual traits and mating preferences. Assume that PFD-affected traits are

expressed in both males and females and are controlled by locus T, whereas unlinked locus P controls mate preferences in females. Let locus T have two alleles  $T_1$  and  $T_2$ , which correspond to different sexual traits, and locus P have two alleles  $P_1$  and  $P_2$ , which correspond to different mate preferences (Kirkpatrick, 1982; Ponskhe & Endler, 2018). We assume both males and females are affected by ecologically driven positive frequency-dependence (PFD).

Let  $m_1$ ,  $m_2$ ,  $m_3$ , and  $m_4$  represent the starting frequencies of  $T_1P_1$ ,  $T_1P_2$ ,  $T_2P_1$ , and  $T_2P_2$  zygotes in males and  $f_1$ ,  $f_2$ ,  $f_3$ , and  $f_4$  be their starting frequencies in females. Let  $\beta$  be the strength of PFD. Consequently, male genotype fitness measures are

$$W_{T_1P_1} = 1 + \beta(m_1 + m_2); W_{T_1P_2} = 1 + \beta(m_1 + m_2);$$

$$W_{T_2P_1} = 1 + \beta(m_3 + m_4); W_{T_2P_2} = 1 + \beta(m_3 + m_4)$$

Let PFD on sexual traits occur before mating; this alters the frequencies of males available for mating. Male genotype frequencies available for selective mating after PFD are

$$m'_1 = \frac{m_1(1 + \beta(m_1 + m_2))}{\bar{W}_{males}}; m'_2 = \frac{m_2(1 + \beta(m_1 + m_2))}{\bar{W}_{males}};$$

$$m'_3 = \frac{m_3(1 + \beta(m_3 + m_4))}{\bar{W}_{males}}; m'_4 = \frac{m_4(1 + \beta(m_3 + m_4))}{\bar{W}_{males}}$$

where,

$$\bar{W}_{males} = [m_1(1 + \beta(m_1 + m_2)) + m_2(1 + \beta(m_1 + m_2)) + m_3(1 + \beta(m_3 + m_4)) + m_4(1 + \beta(m_3 + m_4))].$$

Since PFD is on T in both males and females, female genotype fitness measures are

$$W_{T_1P_1} = 1 + \beta(f_1 + f_2); W_{T_1P_2} = 1 + \beta(f_1 + f_2);$$

$$W_{T_2P_1} = 1 + \beta(f_3 + f_4); W_{T_2P_2} = 1 + \beta(f_3 + f_4)$$

Frequencies of female genotypes available for mating after PFD are

$$f'_1 = \frac{f_1(1 + \beta(f_1 + f_2))}{\bar{W}_{females}}; f'_2 = \frac{f_2(1 + \beta(f_1 + f_2))}{\bar{W}_{females}};$$

$$f'_3 = \frac{f_3(1 + \beta(f_3 + f_4))}{\bar{W}_{females}}; f'_4 = \frac{f_4(1 + \beta(f_3 + f_4))}{\bar{W}_{females}}$$

where,

$$\bar{W}_{females} = [f_1(1 + \beta(f_1 + f_2)) + f_2(1 + \beta(f_1 + f_2)) + f_3(1 + \beta(f_3 + f_4)) + f_4(1 + \beta(f_3 + f_4))].$$

Let  $P_1$  females prefer  $T_1$  males with the relative preference 1 and let her preference for  $T_2$  males be  $1 - \alpha_1$ . Similarly, let  $P_2$  prefer  $T_2$  males with the relative preference 1 and let her preference for  $T_1$  males be

$1-\alpha_2$ ,  $\alpha_1$  and  $\alpha_2$  are mate choice coefficients where  $\alpha_1 = \alpha_2 = 0$  means no choice with respect to male traits and  $\alpha_1 = \alpha_2 = 1$  means both females only mate with their preferred males. Next generation zygote frequencies were obtained by substituting male and female haplotype frequencies into the recursion equations

$$T_1P_{1(t+1)} = f_1' \left[ \frac{m_1'}{z_1} + \frac{m_2'}{2z_1} + \frac{m_3'(1-\alpha_1)}{2z_1} + \frac{m_4'(1-\alpha_2)}{4z_1} \right] + f_3' \left[ \frac{m_1'}{2z_1} + \frac{m_2'}{4z_1} \right] + f_2' \left[ \frac{m_1'(1-\alpha_2)}{2z_2} + \frac{m_3'}{4z_2} \right] + f_4' \left[ \frac{m_1'(1-\alpha_2)}{4z_2} \right] \tag{1}$$

$$T_1P_{2(t+1)} = f_2' \left[ \frac{m_1'(1-\alpha_2)}{2z_2} + \frac{m_2'(1-\alpha_2)}{z_2} + \frac{m_3'}{4z_2} + \frac{m_4'}{2z_2} \right] + f_4' \left[ \frac{m_1'(1-\alpha_2)}{4z_2} + \frac{m_2'(1-\alpha_2)}{2z_2} \right] + f_1' \left[ \frac{m_2'}{2z_1} + \frac{m_4'(1-\alpha_1)}{4z_1} \right] + f_3' \left[ \frac{m_2'}{4z_1} \right] \tag{2}$$

$$T_2P_{1(t+1)} = f_1' \left[ \frac{m_3'(1-\alpha_1)}{2z_1} + \frac{m_4'(1-\alpha_1)}{4z_1} \right] + f_3' \left[ \frac{m_1'}{2z_1} + \frac{m_2'}{4z_1} + \frac{m_3'(1-\alpha_1)}{z_1} + \frac{m_4'(1-\alpha_1)}{2z_1} \right] + f_2' \left[ \frac{m_3'}{4z_2} \right] + f_4' \left[ \frac{m_1'(1-\alpha_2)}{4z_2} + \frac{m_3'}{2z_2} \right] \tag{3}$$

$$T_2P_{2(t+1)} = f_2' \left[ \frac{m_3'}{4z_2} + \frac{m_4'}{2z_2} \right] + f_4' \left[ \frac{m_1'(1-\alpha_2)}{4z_2} + \frac{m_2'(1-\alpha_2)}{2z_2} + \frac{m_3'}{2z_2} + \frac{m_4'}{z_2} \right] + f_1' \left[ \frac{m_4'(1-\alpha_1)}{4z_1} \right] + f_3' \left[ \frac{m_2'}{4z_1} + \frac{m_4'(1-\alpha_1)}{2z_1} \right] \tag{4}$$

here,

$$z_1 = m_1' + m_2' + (1-\alpha_1)(m_3' + m_4');$$

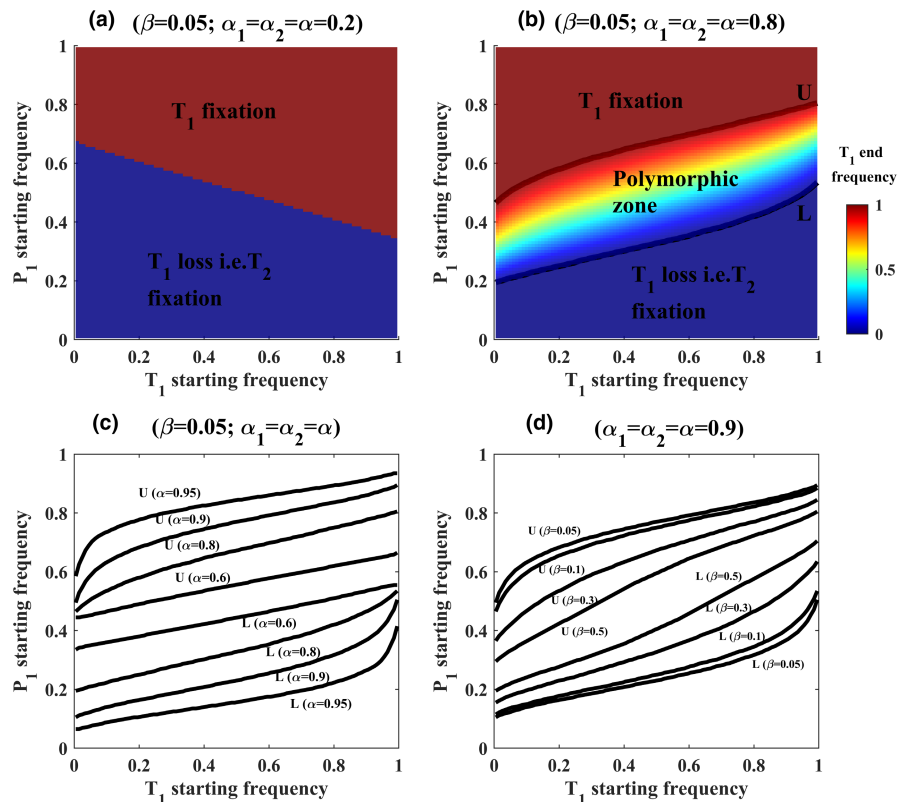
$$z_2 = (1-\alpha_2)(m_1' + m_2') + m_3' + m_4'$$

We examined the model behavior in MATLAB 2021a by numerically computing equilibrium  $T_1$  frequencies after 5000 generation which we found sufficient time for the populations to reach equilibrium. Populations were considered at equilibrium when there was no difference in allele frequencies among consecutive generations. We computed equilibrium  $T_1$  frequencies for the entire  $T_1$ - $P_1$  space. Note that

for every combination of  $\beta$ ,  $\alpha_1$  and  $\alpha_2$ , the starting  $T_1$  and  $P_1$  frequencies were distributed among all four genotypes.

For a combination of PFD strength ( $\beta$ ) and mate preferences ( $\alpha_1$  and  $\alpha_2$ ), joint trait-preference starting frequencies that will maintain polymorphism in T at equilibrium form a zone in the trait-preference

frequency space (Figure 1b). Following Ponshe and Endler (Ponshe & Endler, 2018, 2019), we refer this zone as polymorphic zone. The polymorphic zone has two distinct boundaries. We call them as the upper (U) and lower (L) boundaries based on their intersection on the axis of  $P_1$  starting frequencies (Figure 1b). The three zones defined by U and L produce very different evolutionary outcomes. Populations remain polymorphic if they fall inside the polymorphic zone. If populations fall above U or below L, populations can either fix or lose the same trait allele. However, different sexual trait alleles will go to fixation if populations happen to fall on the opposite sides



**FIGURE 1** Effects of mate choice and PFD parameters ( $\alpha_1$ ,  $\alpha_2$ , and  $\beta$ ) on polymorphic zones. (a) Phase map showing attraction basin of  $T_1$  fixation and  $T_1$  loss, that is,  $T_2$  fixation when mate preference ( $\alpha$ ) and PFD are weak ( $\alpha_1 = \alpha_2 = \alpha = 0.2$ ;  $\beta = 0.05$ ). Note that the polymorphic zone remains absent in this case. (b) Phase map showing the polymorphic zone, delimited by two thresholds, U and L (thick black curves), when PFD strength ( $\beta$ ) is weak ( $\beta = 0.05$ ) and  $\alpha$  is strong ( $\alpha_1 = \alpha_2 = \alpha = 0.8$ ). (c) Changes in U and L as a function of mate preference strength under weak PFD ( $\beta = 0.05$ ). (d) Changes in U and L as a function of  $\beta$  when mate preferences are symmetric and strong ( $\alpha_1 = \alpha_2 = \alpha = 0.9$ ).

of the polymorphic zone. In the narrow polymorphic zone, polymorphic populations are more likely to be sensitive to perturbations in allele frequencies than in the broad zone because populations are more likely to cross zone boundaries by a transitory change in allele frequencies when the zone is narrow than when it is broad.

We followed Ponkshe and Endler (Ponkshe & Endler, 2018, 2019) to identify the polymorphic zone and boundaries. First, for a given PFD ( $\beta$ ) and  $\alpha_1$ - $\alpha_2$  combination, we computed the equilibrium  $T_1$  frequency for all possible combinations of  $T_1$ - $P_1$  starting frequencies. The polymorphic zone includes all  $T_1$ - $P_1$  starting frequencies that produce equilibrium  $T_1$  frequency between 0.001 and 0.999 ( $0.001 < T_{1 \text{ [equilibrium frequency]}} < 0.999$ ). To compute U, we identified a threshold  $P_1$  for all  $T_1$  such that any change in  $P_1$  above U will give  $T_1$  fixation, that is,  $T_{1 \text{ (equilibrium frequency)}} > 0.999$  (see U in Figure 1b). Similarly, to compute L, we identified a threshold  $P_1$  for all  $T_1$  such that any change in the starting frequency of  $P_1$  below L will result in  $T_1$  loss, that is,  $T_{1 \text{ (equilibrium frequency)}} < 0.001$  (see L in Figure 1b).

We will illustrate model results under weak ( $\beta = 0.05$ ), moderate ( $\beta = 0.1$ ), and strong ( $\beta = 0.5$ ) PFD regimes.  $\beta$  reported in a natural population of aposematic leaf beetles (*Oreina gloriosa*) is 0.13 (selection corresponds to 13% against foreign morph relative to locally common morph) (Borer et al., 2010). In other Mullerian mimicry systems, estimates of  $\beta$  range from 0.22 to 0.6 (Benson, 1972; Kapan, 2001; Mallet & Barton, 1989).

## 2.1 | Joint effects of PFD and mate preferences on the polymorphic zone

Different combinations of  $\alpha_1$ ,  $\alpha_2$ , and  $\beta$  alter the position, shape, and size of the polymorphic zone. Joint trait-preference starting frequencies form the polymorphic zone when mate preferences are strong. The polymorphic zone and zone boundaries (U and L) are only present when mate preferences are strong, that is,  $\alpha_1 = \alpha_2 = \alpha > 0.5$  in Figure 1c. The polymorphic zone remains absent when mate preferences are weak under the weak, moderate and strong PFD regimes (Figure 2).

For a given PFD strength ( $\beta$ ), more trait-preference starting frequency combinations maintain sexual trait polymorphism as mating strength  $\alpha$  increases. As a result, the polymorphic zone gradually increases in size as  $\alpha$  increases. Note the systematic expansion between U and L with a gradual increase in  $\alpha$  in Figure 1c when PFD is weak ( $\beta = 0.05$ ). Also note the expansion of the polymorphic zone under moderate ( $\beta = 0.1$ ) PFD regime in Figure 2 (compare polymorphic zones in Figure 2xii,xiii,xiv when PFD is moderate, that is, when  $\beta = 0.1$ ).

The polymorphic zone remains absent when mate preferences are weak under different PFD regimes. In the absence of a polymorphic zone, starting  $T_1$ - $P_1$  frequency space produces two evolutionary outcomes, that is, either  $T_1$  fixation and/or  $T_1$  loss, that is,  $T_2$  fixation (Figure 1a). the polymorphic zone appears as the system moves from weak to strong mate preferences under weak, moderate, and strong PFD regimes (Figure 2). In the absence of selective mating

( $\alpha_1 = \alpha_2 = \alpha = 0$ ), the threshold boundary that separates these two evolutionary outcomes (i.e.,  $T_1$  fixation and/or  $T_1$  loss, i.e.,  $T_2$  fixation) remains at  $T_1$  starting frequency = 0.5. In such cases, starting  $T_1$  frequencies determine the subsequent direction of evolution of T irrespective of starting  $P_1$  frequencies. If starting  $T_1$  frequency is  $> 0.5$ , then  $T_1$  is fixed, and if starting  $T_1$  frequency is  $< 0.5$ , then  $T_1$  is lost and  $T_2$  goes to fixation irrespective of starting female frequencies (Figure 2i,viii,xv). However, as soon as  $\alpha$  exceeds 0, starting  $P_1$  frequencies begin to affect the subsequent direction of trait evolution (for instance, compare Figure 2i,iii and see how the shape of threshold boundary changes from vertical to almost a horizontal line).

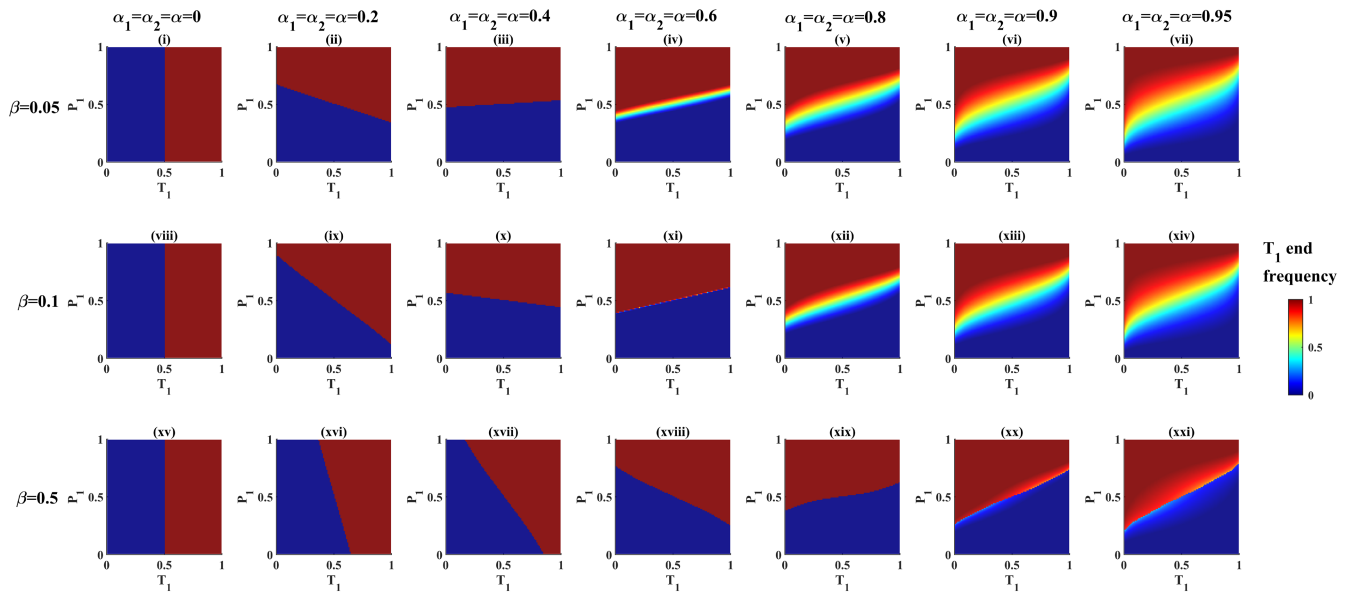
Figure 3 shows the relationship between the polymorphic zone and mate choice intensity ( $\alpha$ ) under different PFD regimes ( $\beta$ ) when mate preferences are asymmetric (i.e.,  $\alpha_1 \neq \alpha_2$ ). The permissiveness of polymorphism (polymorphic zone size) and its position changes disproportionately when mate preferences are asymmetric. Small differences in  $\alpha_1$  and/or  $\alpha_2$  among populations can produce disproportionately large differences in the permissiveness of polymorphisms in sexually selected aposematic traits.

For a constant  $\alpha_1$ - $\alpha_2$  combination, polymorphic zone gradually becomes narrow and decreases in size as  $\beta$  increases. Figure 1d shows this result for strong  $\alpha$  ( $\alpha_1 = \alpha_2 = \alpha = 0.9$ ). Note the contraction between U and L with an increase in  $\beta$  in Figure 1d. Also, Figure 2 shows this result for different combinations of  $\alpha$  ranging from  $\alpha = 0$  to  $\alpha = 0.95$  under different PFD regimes.

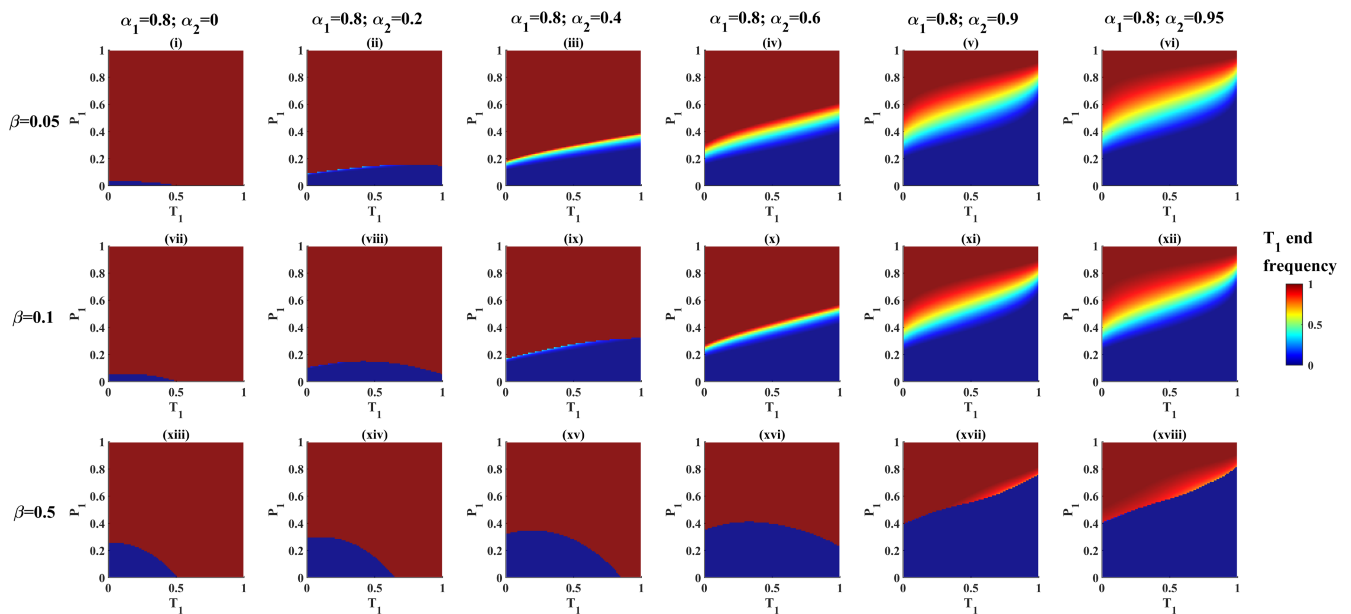
## 3 | DISCUSSION

Our study shows that strong mating preferences significantly increase the permissiveness of polymorphism in aposematic traits under a broad range of positive frequency-dependent selection (PFD) regimes. The stronger the mate choice is, the less likely a local polymorphism is to be lost due to the chance fixation of a single morph favored by PFD. Here, we discuss the implications of the Fisher process interacting with PFD in three contexts: (1) maintaining polymorphism in PFD-affected sexual traits within sympatric populations; (2) PFD can enhance divergence of aposematic traits in allopatric populations via Fisherian runaway; and (3) PFD may affect contact zones. Our results show that selective conditions that promote polymorphism maintenance within populations reduce the likelihood of divergence in aposematic traits among populations.

Selective mating can produce an overall negative frequency-dependent selection (Seger, 1985) and can maintain sexual trait polymorphisms within populations when mate preferences are not under directional selection (Ponkshe & Endler, 2018). For a given PFD strength, more combinations of starting trait-preference frequencies can maintain polymorphism in aposematic traits within populations when mate choice is strong than when it is weak. Consequently, the polymorphic zone (range of conditions favoring polymorphism) increases in size as the strength of mate choice increases. The polymorphic zone remains broad under a broad range of PFD when females show strong mate preferences for their



**FIGURE 2** Consequences of interaction between PFD and mate preferences when mate preferences are symmetric. (i to vii) Phase maps showing evolutionary outcomes as a function of mate preference strength when PFD is weak ( $\beta = 0.05$ ). (viii to xiv) Phase maps showing evolutionary outcomes as a function of mate preference strength when PFD is moderate ( $\beta = 0.1$ ). (xv to xxi) Phase maps showing evolutionary outcomes as a function of mate preference strength when PFD is strong ( $\beta = 0.5$ ). Note that in all panels, axes labels  $P_1$  and  $T_1$  refer to  $P_1$  starting frequency and  $T_1$  starting frequency respectively.



**FIGURE 3** Consequences of interaction between PFD and mate preferences for unequal mate preferences: varying  $\alpha_2$  and holding  $\alpha_1$  constant and strong ( $\alpha_1 = 0.8$ ). (i to vi) Phase maps showing evolutionary outcomes for varying  $\alpha_2$  when PFD is weak ( $\beta = 0.05$ ). (vii to xii) Phase maps showing evolutionary outcomes for varying  $\alpha_2$  when PFD is moderate ( $\beta = 0.1$ ). (xiii to xviii) Phase maps showing evolutionary outcomes for varying  $\alpha_2$  when PFD is strong ( $\beta = 0.5$ ). Note that in all panels, axes labels  $P_1$  and  $T_1$  refer to  $P_1$  starting frequency and  $T_1$  starting frequency respectively.

respective male traits. For populations that sit in the middle of the polymorphic zone, relatively larger perturbations in trait-preference frequencies are required to throw populations out of the zone and lose polymorphism when the polymorphic zone is broad than when it is narrow. Consequently, strong mating preferences make PFD-affected polymorphic populations more resilient in the face of transitory allele frequency fluctuations.

Selective conditions that make polymorphic zones broad reduce the chances of divergence of aposematic traits. Broad polymorphic zones make it more difficult to throw populations from the polymorphic zone in opposite directions than narrow zones. Consequently, for the given range of allele frequency perturbations and for the given PFD regime, sets of polymorphic populations with strong mate preferences are less likely to diverge than sets of aposematic

populations with weaker mate preferences. These results suggest that early stages of divergence in aposematic traits among populations could stall in environments with strong mate choice, and further changes in mate choice and/or PFD parameters may need to occur before populations can diverge completely.

Previous theoretical models show that strong localized PFD in tandem with dispersal can produce geographic variation in aposematic traits (Joron & Iwasa, 2005; Sherratt, 2006). Our results suggest that when the mate choice intensity is strong, differences in starting trait-preference frequencies can potentially generate geographical variation in aposematic traits. Additionally, the small differences in  $\alpha_1$  and/or  $\alpha_2$  can interact with the differences in PFD parameters among populations, can cause disproportionately large differences in the size, shape, and position of polymorphic zones, and consequently can produce geographic variation in aposematic traits.

If populations are isolated by distance, then founder effects could lead to the prevalence of different morphs of warning signals in different populations (Mallet, 2010). However, it is less clear how the polymorphic zone behaves in geographic space rather than parameter space when there is migration between populations. The relationship between the permissiveness of polymorphism and gene flow is entirely unexplored in aposematic traits. On its own, the Fisher process reduces the likelihood of divergence in sexual traits among populations (Ponkshe & Endler, 2018), including in the presence of gene flow (Servodio & Bürger, 2014). If alleles coming into populations fluctuate such that directional bias changes over time, strong mate preferences coupled with low gene flow may promote the maintenance of polymorphism within populations. Such a scenario may reduce the likelihood of divergence in aposematic traits among populations.

Given that stronger mate preferences in aposematic species favor polymorphism and reduce the chances of divergence, the width of contact zones and hybrid zones should be greater for aposematic species or species pairs with stronger mate preferences. This also suggests that the differences across the contact or hybrid zone should be smaller for species with stronger mate preferences than for species with weaker mate preference. The reduction in width and magnitude should occur in both primary and secondary contact. This gives rise to the apparently counterintuitive prediction that the stronger the mate preferences the weaker the species or subspecies boundaries, if there is any gene flow. Note that this prediction only applies to aposematic species or species pairs.

In summary, the Fisher process can interact with PFD and their interaction can maintain polymorphism in aposematic traits within populations under a broad range of PFD regimes when mate preferences are strong. However, when mate preferences are strong, the interaction between the Fisher process and PFD reduces the likelihood of divergence in aposematic traits among allopatric populations.

## AUTHOR CONTRIBUTIONS

**Aditya Ponkshe:** Conceptualization (lead); formal analysis (lead); investigation (lead); methodology (lead); project administration (lead);

writing – original draft (lead); writing – review and editing (lead).

**John Endler:** Conceptualization (supporting); funding acquisition (supporting); supervision (lead); validation (equal); writing – review and editing (supporting).

## ACKNOWLEDGMENTS

We thank anonymous reviewers for their valuable comments and suggestions on the manuscript. We thank the Centre for Integrative Ecology (CIE), Deakin University for supporting throughout the project. AP was supported by HDR (higher degree by research) scholarship provided by Deakin University during this project. AP is currently supported by the Office of Naval Research Global Funds (Award No. N62909-19-1-2015).

## CONFLICT OF INTEREST

The authors have no competing interests.

## DATA AVAILABILITY STATEMENT

Data sharing not applicable to this article as no new datasets were generated or analysed during the current study

## ORCID

Aditya Ponkshe  <https://orcid.org/0000-0001-6242-3760>

## REFERENCES

- Benson, W. W. (1972). Natural selection for Müllerian mimicry in *Heliconius erato* in Costa Rica. *Science*, 176(4037), 936–939.
- Borer, M., Van Noort, T., Rahier, M., & Naisbit, R. E. (2010). Positive frequency-dependent selection on warning color in alpine leaf beetles. *Evolution: International Journal of Organic Evolution*, 64(12), 3629–3633.
- Brakefield, P. M. (1985). Polymorphic Müllerian mimicry and interactions with thermal melanism in ladybirds and a soldier beetle: a hypothesis. *Biological Journal of the Linnean Society*, 26(3), 243–267.
- Briolat, E. S., Burdfield-Steel, E. R., Paul, S. C., Rönkä, K. H., Seymoure, B. M., Stankowich, T., & Stuckert, A. M. (2019). Diversity in warning coloration: selective paradox or the norm? *Biological Reviews*, 94(2), 388–414.
- Bulmer, M. (1989). Structural instability of models of sexual selection. *Theoretical Population Biology*, 35(2), 195–206.
- Chouteau, M., Arias, M., & Joron, M. (2016). Warning signals are under positive frequency-dependent selection in nature. *Proceedings of the National Academy of Sciences*, 113(8), 2164–2169.
- Endler, J. A. (1988). Frequency-dependent predation, crypsis and aposematic coloration. *Philosophical Transactions of the Royal Society of London. B, Biological Sciences*, 319(1196), 505–523.
- Endler, J. A., & Mappes, J. (2004). Predator mixes and the conspicuousness of aposematic signals. *The American Naturalist*, 163(4), 532–547.
- Fuller, R. C., Houle, D., & Travis, J. (2005). Sensory bias as an explanation for the evolution of mate preferences. *The American Naturalist*, 166(4), 437–446.
- Gordon, S. P., Kokko, H., Rojas, B., Nokelainen, O., & Mappes, J. (2015). Colour polymorphism torn apart by opposing positive frequency-dependent selection, yet maintained in space. *Journal of Animal Ecology*, 84(6), 1555–1564.
- Houde, A. E. (1993). Evolution by sexual selection: what can population comparisons tell us? *The American Naturalist*, 141(5), 796–803.
- Joron, M., & Iwasa, Y. (2005). The evolution of a Müllerian mimic in a spatially distributed community. *Journal of Theoretical Biology*, 237(1), 87–103.

- Kapan, D. D. (2001). Three-butterfly system provides a field test of Müllerian mimicry. *Nature*, 409(6818), 338–340.
- Kirkpatrick, M. (1982). Sexual selection and the evolution of female choice. *Evolution*, 36, 1–12.
- Kovaka, K. (2020). Mate choice and null models. *Philosophy of Science*, 87(5), 1096–1106.
- Kuijper, B., Pen, I., & Weissing, F. J. (2012). A guide to sexual selection theory. *Annual Review of Ecology, Evolution and Systematics*, 43(287), 2012–2311.
- Lande, R. (1981). Models of speciation by sexual selection on polygenic traits. *Proceedings of the National Academy of Sciences*, 78(6), 3721–3725.
- Lehtonen, J., & Kokko, H. (2012). Positive feedback and alternative stable states in inbreeding, cooperation, sex roles and other evolutionary processes. *Philosophical Transactions of the Royal Society B: Biological Sciences*, 367(1586), 211–221.
- Maan, M. E., & Cummings, M. E. (2008). Female preferences for aposematic signal components in a polymorphic poison frog. *Evolution: International Journal of Organic Evolution*, 62(9), 2334–2345.
- Mallet, J. (2010). Shift happens! Shifting balance and the evolution of diversity in warning colour and mimicry. *Ecological Entomology*, 35, 90–104.
- Mallet, J., & Barton, N. H. (1989). Strong natural selection in a warning-color hybrid zone. *Evolution*, 43(2), 421–431.
- Mallet, J., & Joron, M. (1999). Evolution of diversity in warning color and mimicry: polymorphisms, shifting balance, and speciation. *Annual Review of Ecology and Systematics*, 30, 201–233.
- M'Gonigle, L. K., Mazzucco, R., Otto, S. P., & Dieckmann, U. (2012). Sexual selection enables long-term coexistence despite ecological equivalence. *Nature*, 484(7395), 506–509.
- Nokelainen, O., Hegna, R. H., Reudler, J. H., Lindstedt, C., & Mappes, J. (2012). Trade-off between warning signal efficacy and mating success in the wood tiger moth. *Proceedings of the Royal Society B: Biological Sciences*, 279(1727), 257–265.
- Noonan, B. P., & Comeault, A. A. (2009). The role of predator selection on polymorphic aposematic poison frogs. *Biology Letters*, 5(1), 51–54.
- O'donald, P., & Majerus, M. E. N. (1984). Polymorphism of melanistic ladybirds maintained by frequency-dependent sexual selection. *Biological Journal of the Linnean Society*, 23(2–3), 101–111.
- Ponkshe, A., & Endler, J. A. (2018). Effects of female preference intensity on the permissiveness of sexual trait polymorphisms. *Ecology and Evolution*, 8(9), 4518–4524.
- Ponkshe, A., & Endler, J. A. (2019). The maintenance of polymorphism and divergence in sexually selected traits affected by frequency-dependent predation and consistent mating advantages. *Evolutionary Ecology Research*, 20(6), 679–690.
- Prum, R. O. (2010). The Lande–Kirkpatrick mechanism is the null model of evolution by intersexual selection: implications for meaning, honesty, and design in intersexual signals. *Evolution: International Journal of Organic Evolution*, 64(11), 3085–3100.
- Reynolds, R. G., & Fitzpatrick, B. M. (2007). Assortative mating in poison-dart frogs based on an ecologically important trait. *Evolution*, 61(9), 2253–2259.
- Rojas, B., & Endler, J. A. (2013). Sexual dimorphism and intra-populational colour pattern variation in the aposematic frog *Dendrobates tinctorius*. *Evolutionary Ecology*, 27(4), 739–753.
- Seger, J. (1985). Unifying genetic models for the evolution of female choice. *Evolution*, 39(6), 1185–1193.
- Seger, J., & Trivers, R. (1986). Asymmetry in the evolution of female mating preferences. *Nature*, 319(6056), 771–773.
- Servedio, M. R., & Bürger, R. (2014). The counterintuitive role of sexual selection in species maintenance and speciation. *Proceedings of the National Academy of Sciences*, 111(22), 8113–8118.
- Sherratt, T. N. (2006). Spatial mosaic formation through frequency-dependent selection in Müllerian mimicry complexes. *Journal of Theoretical Biology*, 240(2), 165–174.
- Siddiqi, A., Cronin, T. W., Loew, E. R., Vorobyev, M., & Summers, K. (2004). Interspecific and intraspecific views of color signals in the strawberry poison frog *Dendrobates pumilio*. *Journal of Experimental Biology*, 207(14), 2471–2485.
- Summers, K., Symula, R., Clough, M., & Cronin, T. (1999). Visual mate choice in poison frogs. *Proceedings of the Royal Society of London. Series B: Biological Sciences*, 266(1434), 2141–2145.
- Takahasi, K. (1997). Models of selective mating and the initiation of the Fisherian process. *Proceedings of the Royal Society of London. Series B: Biological Sciences*, 264(1383), 839–844.
- Uyeda, J. C., Arnold, S. J., Hohenlohe, P. A., & Mead, L. S. (2009). Drift promotes speciation by sexual selection. *Evolution: International Journal of Organic Evolution*, 63(3), 583–594.

**How to cite this article:** Ponkshe, A., & Endler, J. A. (2022). Joint effects of female preference intensity and frequency-dependent predation on the polymorphism maintenance in aposematic sexual traits. *Ecology and Evolution*, 12, e9356. <https://doi.org/10.1002/ece3.9356>