

UC Santa Cruz

UC Santa Cruz Previously Published Works

Title

$ZZ \rightarrow \ell + \ell - \ell' + \ell'$ - cross-section measurements and search for anomalous triple gauge couplings in 13 TeV pp collisions with the ATLAS detector

Permalink

<https://escholarship.org/uc/item/58j3t7rn>

Journal

Physical Review D, 97(3)

ISSN

2470-0010

Authors

Aaboud, M
Aad, G
Abbott, B
et al.

Publication Date

2018-02-01

DOI

10.1103/physrevd.97.032005

Peer reviewed

$ZZ \rightarrow \ell^+ \ell^- \ell'^+ \ell'^-$ cross-section measurements and search for anomalous triple gauge couplings in 13 TeV pp collisions with the ATLAS detector

M. Aaboud *et al.**
(ATLAS Collaboration)

 (Received 22 September 2017; published 7 February 2018)

Measurements of ZZ production in the $\ell^+ \ell^- \ell'^+ \ell'^-$ channel in proton–proton collisions at 13 TeV center-of-mass energy at the Large Hadron Collider are presented. The data correspond to 36.1 fb^{-1} of collisions collected by the ATLAS experiment in 2015 and 2016. Here ℓ and ℓ' stand for electrons or muons. Integrated and differential $ZZ \rightarrow \ell^+ \ell^- \ell'^+ \ell'^-$ cross sections with $Z \rightarrow \ell^+ \ell^-$ candidate masses in the range of 66 GeV to 116 GeV are measured in a fiducial phase space corresponding to the detector acceptance and corrected for detector effects. The differential cross sections are presented in bins of twenty observables, including several that describe the jet activity. The integrated cross section is also extrapolated to a total phase space and to all standard model decays of Z bosons with mass between 66 GeV and 116 GeV, resulting in a value of $17.3 \pm 0.9 [\pm 0.6(\text{stat}) \pm 0.5(\text{syst}) \pm 0.6(\text{lumi})]$ pb. The measurements are found to be in good agreement with the standard model. A search for neutral triple gauge couplings is performed using the transverse momentum distribution of the leading Z boson candidate. No evidence for such couplings is found and exclusion limits are set on their parameters.

DOI: [10.1103/PhysRevD.97.032005](https://doi.org/10.1103/PhysRevD.97.032005)

I. INTRODUCTION

The study of the production of Z boson pairs in proton–proton (pp) interactions at the Large Hadron Collider (LHC) [1] tests the electroweak sector of the standard model (SM) at the highest available energies. Example Feynman diagrams of ZZ production at the LHC are shown in Fig. 1. In pp collisions at a center-of-mass energy of $\sqrt{s} = 13 \text{ TeV}$, ZZ production is dominated by quark–antiquark ($q\bar{q}$) interactions, with an $\mathcal{O}(10\%)$ contribution from loop-induced gluon–gluon (gg) interactions [2,3]. The production of ZZ in association with two electroweakly produced jets, denoted EW- $ZZjj$, includes the rare ZZ weak-boson scattering process. Study of ZZ production in association with jets is an important step in searching for ZZ weak-boson scattering, which has so far not been experimentally observed by itself.

The SM ZZ production can also proceed via a Higgs boson propagator, although this contribution is expected to be suppressed in the region where both Z bosons are produced nearly on-shell, as is the case in this analysis. Non-Higgs-mediated ZZ production is an important

background in studies of the Higgs boson properties [4–7]. It is also a major background in searches for new physics processes producing pairs of Z bosons at high invariant mass [8–11] and it is sensitive to anomalous triple gauge couplings (aTGCs) of neutral gauge bosons, which are not allowed in the SM [12]. The SM does not have

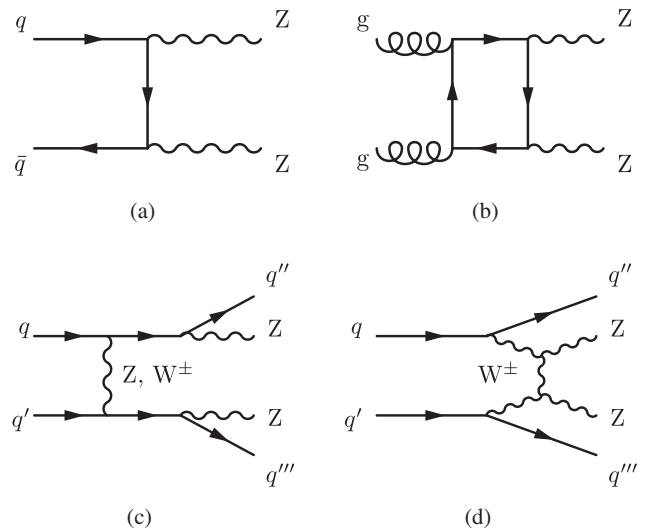


FIG. 1. Examples of leading-order SM Feynman diagrams for ZZ production in proton–proton collisions: (a) $q\bar{q}$ -initiated, (b) gg -initiated, (c) electroweak $ZZjj$ production, (d) electroweak $ZZjj$ production via weak-boson scattering.

*Full author list given at the end of the article.

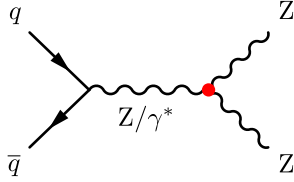


FIG. 2. Example Feynman diagram of ZZ production containing an aTGC vertex, here indicated by a red dot, which is forbidden in the SM.

tree-level vertices coupling three neutral gauge bosons (ZZZ , $ZZ\gamma$), because these would violate the underlying $SU(2)_L \times U(1)_Y$ symmetry. However, these couplings exist in some extensions of the SM, enhancing the ZZ production cross section in regions where the energy scale of the interaction is high.

An example Feynman diagram of ZZ production via aTGC is shown in Fig. 2.

Integrated and differential ZZ production cross sections were previously measured at $\sqrt{s} = 7$ and 8 TeV by the ATLAS and CMS collaborations [13–16] and found to be consistent with SM predictions. The integrated $pp \rightarrow ZZ \rightarrow \ell^+ \ell^- \ell'^+ \ell'^-$ cross section at $\sqrt{s} = 13$ TeV was recently measured by the ATLAS [17] and CMS [18] collaborations, each analyzing data corresponding to an integrated luminosity of about 3 fb^{-1} . Searches for aTGCs were previously performed at lower center-of-mass energies by ATLAS [15], CMS [14,19], D0 [20], and by the LEP experiments [21]. This paper represents an extension of the ATLAS measurement, using a total of $36.1 \pm 1.1 \text{ fb}^{-1}$ of data collected with the ATLAS detector in the years 2015 and 2016.

In this analysis, candidate events are reconstructed in the fully leptonic $ZZ \rightarrow \ell^+ \ell^- \ell'^+ \ell'^-$ decay channel where ℓ and ℓ' can be an electron or a muon. Throughout this analysis, “Z boson” refers to the superposition of a Z boson and a virtual photon in the mass range from 66 GeV to 116 GeV, as these are not strictly distinguishable when decaying to charged leptons. A fiducial phase space is defined, reflecting both the acceptance of the ATLAS detector [22,23] and the selections imposed on the reconstructed leptons in this analysis. Both the integrated and differential cross sections are measured, the latter with respect to 20 different observables. Ten of these directly measure the jet activity in the events. The observed event yields are unfolded to the fiducial phase space using simulated samples to model the detector effects. The integrated cross sections are inclusive with respect to jet production. For easier comparison to other measurements, the integrated fiducial cross sections determined in different leptonic channels are combined and extrapolated to a total phase space and to all Z boson decay modes. A search for aTGCs is performed by looking for deviations of the data

from the SM predictions at high values of the transverse momentum of the leading- p_T Z boson, which is one of the observables most sensitive to the energy scale of the interaction.¹

Differential fiducial cross sections are measured with respect to the following observables:

- (i) Transverse momentum of the four-lepton system, $p_{T,4\ell}$;
- (ii) Absolute rapidity of the four-lepton system, $|y_{4\ell}|$;
- (iii) Separation in azimuthal angle between the two Z boson candidates, $\delta\phi(Z_1, Z_2)$, defined such that it lies in the interval $[0, \pi]$;
- (iv) Absolute difference in rapidity between the two Z boson candidates, $|\delta y(Z_1, Z_2)|$;
- (v) Transverse momentum of the leading- p_T and the subleading- p_T Z boson candidates, p_{T,Z_1} and p_{T,Z_2} ;
- (vi) Transverse momentum of each of the four leptons;
- (vii) Number of jets with $p_T > 30$ GeV and $|\eta| < 4.5$;
- (viii) Number of jets with $p_T > 30$ GeV and $|\eta| < 2.4$;
- (ix) Number of jets with $p_T > 60$ GeV and $|\eta| < 4.5$;
- (x) Scalar sum of the transverse momenta of all jets in the event with $p_T > 30$ GeV and $|\eta| < 4.5$;
- (xi) Absolute pseudorapidity of the leading- p_T and the subleading- p_T jets;
- (xii) Transverse momentum of the leading- p_T and the subleading- p_T jets;
- (xiii) Absolute difference in rapidity between the two leading- p_T jets, $|\delta y(\text{jet}_1, \text{jet}_2)|$;
- (xiv) Invariant mass of the two leading- p_T jets, $m(\text{jet}_1, \text{jet}_2)$.

These measurements provide a detailed description of the kinematics in ZZ events and allow comparisons and validations of current and future predictions. Some of the differential measurements are particularly motivated: the transverse momentum of the four-lepton system directly measures the recoil against all other particles produced in the collision and therefore provides information about quantum chromodynamics (QCD) and electroweak radiation across the entire range of scales. The rapidity of the four-lepton system is sensitive to the z -component of the total momentum of the initial-state partons involved in the ZZ production. It may therefore be sensitive to the parton distribution functions (PDFs). The azimuthal-angle separation and rapidity difference between the Z boson candidates probe their angular correlations and may help extract the contribution of double-parton-scattering ZZ

¹ATLAS uses a right-handed coordinate system with its origin at the nominal interaction point in the center of the detector and the z -axis along the beam pipe. The x -axis points to the center of the LHC ring, and the y -axis points upward. Cylindrical coordinates (r, ϕ) are used in the transverse plane, ϕ being the azimuthal angle around the z -axis. The pseudorapidity is defined in terms of the polar angle θ as $\eta = -\ln[\tan(\theta/2)]$. Transverse momentum p_T is the projection of momentum onto the transverse plane.

production. The azimuthal-angle separation is also sensitive to radiation of partons and photons produced in association with the ZZ pair. The scalar sum of the transverse momenta of all jets provides a measure of the overall jet activity that is independent of their azimuthal configuration. The measurements of $|\delta y(\text{jet}_1, \text{jet}_2)|$ and $m(\text{jet}_1, \text{jet}_2)$ are particularly sensitive to the EW-ZZjj process. They both tend to have larger values in weak-boson scattering than in other ZZ production channels, providing an important step towards the study of ZZ production via weak-boson scattering.

II. ATLAS DETECTOR

The ATLAS detector [22,23] is a multipurpose particle detector with a cylindrical geometry. It consists of layers of inner tracking detectors, calorimeters, and muon chambers. The inner detector (ID) is immersed in a 2 T axial magnetic field generated by a thin superconducting solenoid and provides charged-particle tracking and momentum measurement in the pseudorapidity range $|\eta| < 2.5$. The calorimeter system covers the pseudorapidity range $|\eta| < 4.9$. Electromagnetic calorimetry is provided by high-granularity lead/liquid-argon calorimeters in the region $|\eta| < 3.2$ and by copper/liquid-argon calorimeters in the region $3.2 < |\eta| < 4.9$. Within $|\eta| < 2.47$ the finely segmented electromagnetic calorimeter, together with the ID information, allows electron identification. Hadronic calorimetry is provided by the steel/scintillator-tile calorimeter within $|\eta| < 1.7$ and two copper (or tungsten)/liquid-argon calorimeters within $1.7 < |\eta| < 4.9$. The muon spectrometer (MS) comprises separate trigger and high-precision tracking chambers. The precision chamber system covers the region $|\eta| < 2.7$ with three layers of monitored drift tubes, complemented by cathode strip chambers in the forward region, where the hit rate is highest. The muon trigger system covers the range $|\eta| < 2.4$ with resistive plate chambers in the central, and thin gap chambers in the forward regions. A two-level trigger system is used to select events of interest in real time [24]. The Level-1 trigger is implemented in hardware and uses a subset of detector information to reduce the event rate to a value of around 100 kHz. This is followed by a software-based high-level trigger system that reduces the event rate to about 1 kHz.

III. SIMULATED SAMPLES AND THEORETICAL PREDICTIONS

Event samples simulated with Monte Carlo (MC) event generators are used to obtain corrections for detector effects and to estimate signal and background contributions. Throughout this paper, unless stated otherwise, orders of calculations refer to perturbative expansions in the strong coupling constant α_s in QCD and all calculations use the CT10 [25] PDFs with the evolution order in α_s corresponding to the perturbative order in α_s in the calculation.

MC event generator versions are only given the first time the event generator is mentioned for each sample.

The nominal signal samples are generated with SHERPA 2.2.1 [26–32] using the NNPDF 3.0 NNLO PDFs [33] (with $\alpha_s = 0.118$ at the Z pole mass), with the $q\bar{q}$ -initiated process simulated at next-to-leading order (NLO) for ZZ plus zero or one additional jet and at leading order (LO) for two or three additional jets generated at the matrix-element level. A SHERPA 2.1.1 ZZ sample is generated with the loop-induced gg -initiated process simulated at LO using NLO PDFs, including subprocesses involving a Higgs boson propagator, with zero or one additional jet. The gg -initiated process first enters at next-to-next-to-leading order (NNLO) and is therefore not included in the NLO sample for the $q\bar{q}$ -initiated process. Due to different initial states, the gg -initiated process does not interfere with the $q\bar{q}$ -initiated process at NLO. The loop-induced gg -initiated process calculated at its LO (α_s^2) receives large corrections at NLO (α_s^3) [3]. The cross section of the sample is therefore multiplied by an NLO/LO K -factor of 1.67 ± 0.25 [3]. The EW-ZZjj process is simulated using SHERPA 2.1.1 at its lowest contributing order in the electroweak coupling, α^6 (including the decays of the Z bosons). It includes the triboson subprocess $ZZV \rightarrow \ell^+\ell^-\ell^+\ell^-jj$, where the third boson V decays hadronically. SHERPA also simulates parton showering, electromagnetic radiation, the underlying event, and hadronization in the above samples, using its default set of tuned parameters (tune). Throughout this paper, the prediction obtained by summing the above samples is referred to as the nominal SHERPA setup.

An alternative prediction for the $q\bar{q}$ -initiated process is obtained using the POWHEG method and framework [34,35] as implemented in POWHEG-BOX 2 [36], with a diboson event generator [37,38] used to simulate the ZZ production process at NLO. The simulation of parton showering, electromagnetic radiation, the underlying event, and hadronization is performed with PYTHIA 8.186 [39,40] using the AZNLO parameter tune [41]. This sample is used to estimate the systematic uncertainty due to modeling differences between the event generators.

Additional samples are generated to estimate the contribution from background events. Triboson events are simulated at LO with SHERPA 2.1.1. Samples of $t\bar{t}Z$ events are simulated at LO with MADGRAPH 2.2.2 [42] + PYTHIA 8.186 using the NNPDF 2.3 PDFs [43] and the A14 tune [44].

In all MC samples, additional pp interactions occurring in the same bunch crossing as the process of interest or in nearby ones (pileup) are simulated with PYTHIA using MSTW 2008 PDFs [45] and the A2 tune [46]. The samples are then passed through a simulation of the ATLAS detector [47] based on GEANT 4 [48]. Weights are applied to the simulated events to correct for the small differences from data in the reconstruction, identification, isolation, and impact parameter efficiencies for electrons and muons [49,50]. Furthermore, the lepton momentum or energy

scales and resolutions are adjusted such that data and simulation match [50,51].

NNLO cross sections for $pp \rightarrow ZZ \rightarrow \ell^+ \ell^- \ell'^+ \ell'^-$ in the fiducial and total phase space are provided by MATRIX [2], also in bins of the jet-inclusive unfolded distributions. They include the gg -initiated process at its lowest contributing order, which accounts for about 60% of the cross-section increase with respect to NLO [52]. The calculation uses a dynamic QCD scale of $m_{4\ell}/2$ and the NNPDF 3.0 PDFs, with NNLO PDFs being used also for the gg -initiated process. It uses the G_μ electroweak scheme, in which the Fermi constant G_μ as well as the pole masses of the weak bosons are taken as independent input parameters [53].

The NNLO calculation is also used for extrapolation of the integrated cross section from the fiducial to a total phase space. The estimation of PDF uncertainties with MATRIX is currently unfeasible, because it would require repeating the entire calculation for each PDF variation, which is too computationally expensive. Therefore, these are estimated using an NLO (LO) calculation for the $q\bar{q}$ -initiated (gg -initiated) process from MCFM [54], taking the mass of the four-lepton system, $m_{4\ell}$, as the dynamic QCD scale. NLO PDFs are used for the gg -initiated process and its contribution is multiplied by the NLO/LO K -factor of 1.67 ± 0.25 .

Electroweak corrections at next-to-leading order (NLO EW) [55,56] are calculated in the fiducial phase space, also in bins of the jet-inclusive unfolded distributions. The G_μ scheme is used. The NLO/LO EW K -factor integrated across the entire fiducial phase space is about 0.95. The NLO EW corrections are calculated with respect to the $q\bar{q}$ -initiated process at LO in α_S , meaning that they cannot be obtained differentially in observables that are trivial at LO in α_S , e.g. the transverse momentum of the four-lepton system. Where a differential calculation is not possible, the integrated value in the fiducial phase space is used. The higher-order NNLO QCD and NLO EW corrections are applied to the predictions only where explicitly stated.

The NNLO calculations serve as the basis of a SM prediction incorporating the formally most accurate available predictions. The contribution of the gg -initiated process is multiplied by the NLO/LO K -factor of 1.67 ± 0.25 . The NLO EW corrections are applied as multiplicative K -factors, differentially in the observable of interest if available, otherwise integrated over the fiducial phase space. They are never applied to the gg -initiated loop-induced process, as its topology is considered too different from the LO QCD predictions of the $q\bar{q}$ -initiated process for which the NLO EW corrections are calculated. The cross section of the EW- $ZZjj$ process calculated with SHERPA is added to the signal prediction.

IV. FIDUCIAL DEFINITION

A. Fiducial phase space

The fiducial phase space is defined using final-state particles, meaning particles whose average lifetime τ_0

satisfies $c\tau_0 > 10$ mm [57]. A prompt lepton, photon, or neutrino refers to a final-state particle that does not originate from the decay of a hadron or τ lepton, or any material interaction (such as Bremsstrahlung or pair production) [57]. Particles other than leptons, photons, and neutrinos are never considered prompt in this analysis.

The requirements used to define the fiducial phase space mirror the selections applied to the reconstructed leptons. This is done to ensure that the extrapolation from the observed data to the fiducial phase space is as model-independent as possible, ideally depending only on detector effects.

Events in the fiducial phase space contain at least four prompt electrons and/or prompt muons. The four-momenta of all prompt photons within $\Delta R = \sqrt{(\Delta\eta)^2 + (\Delta\phi)^2} = 0.1$ of a lepton are added to the four-momentum of the closest lepton. This dressing is done to emulate the effects of quasi-collinear electromagnetic radiation from the charged leptons on their experimental reconstruction in the detector [57]. Each dressed lepton is required to have transverse momentum $p_T > 5$ GeV and absolute pseudorapidity $|\eta| < 2.7$.

All possible pairs of same-flavor opposite-charge dileptons are formed, referred to as quadruplets. In each quadruplet, the three highest- p_T leptons must satisfy $p_T > 20$ GeV, 15 GeV, and 10 GeV, respectively. If multiple selected quadruplets are present, the quadruplet minimizing $|m_{\ell\ell}^a - m_Z| + |m_{\ell\ell}^b - m_Z|$ is selected, where $m_{\ell\ell}^{a,b}$ is the mass of a given same-flavor opposite-charge dilepton and $m_Z = 91.1876$ GeV is the Z boson pole mass [58]. All remaining requirements are applied to the leptons in the final selected quadruplet. Any two same-flavor (different-flavor) leptons $\ell_i, \ell_j^{(\prime)}$ must be separated by $\Delta R(\ell_i, \ell_j^{(\prime)}) > 0.1$ (0.2). All possible same-flavor opposite-charge dileptons must have an invariant mass greater than 5 GeV, to match the same requirement in the selection of reconstructed events, which is introduced to reduce the background from leptonically decaying hadrons. If all leptons are of the same flavor, the dilepton pairing that minimizes $|m_{\ell\ell}^a - m_Z| + |m_{\ell\ell}^b - m_Z|$ is chosen. The selected dileptons are defined as the Z boson candidates. Each is required to have an invariant mass between 66 GeV and 116 GeV. Based on the leptons in the chosen quadruplet, events are classified into three signal channels: $4e$, 4μ , and $2e2\mu$.

Jets are used for several differential cross sections. They are clustered from all final-state particles except prompt leptons, prompt neutrinos, and prompt photons using the anti- k_r algorithm [59] with radius parameter 0.4, implemented in FASTJET [60]. Jets are required to have $p_T > 30$ GeV and $|\eta| < 4.5$. Jets within $\Delta R = 0.4$ of any selected fiducial lepton (as defined above) are rejected.

The fiducial selection is summarized in Table I.

TABLE I. Summary of the selection criteria defining the fiducial phase space.

Type	Input or requirement
Leptons (e, μ)	Prompt Dressed with prompt photons within $\Delta R = 0.1$ (added to closest prompt lepton) $p_T > 5$ GeV $ \eta < 2.7$
Quadruplets	Two same-flavor opposite-charge lepton pairs Three leading- p_T leptons satisfy $p_T > 20$ GeV, 15 GeV, 10 GeV
Events	Only quadruplet minimizing $ m_{\ell\ell}^a - m_Z + m_{\ell\ell}^b - m_Z $ is considered Any same-flavor opposite-charge dilepton has mass $m_{\ell\ell} > 5$ GeV $\Delta R > 0.1$ (0.2) between all same-flavor (different-flavor) leptons Dileptons minimizing $ m_{\ell\ell}^a - m_Z + m_{\ell\ell}^b - m_Z $ are taken as Z boson candidates Z boson candidates have mass $66 \text{ GeV} < m_{\ell\ell} < 116 \text{ GeV}$
Jets	Clustered from all non-prompt particles Anti- k_r algorithm with $R = 0.4$ $p_T > 30$ GeV $ \eta < 4.5$ Rejected if within $\Delta R = 0.4$ of a fiducial lepton

B. Signal-process definition

Some SM processes can pass the fiducial selection but are still excluded from the signal. They are considered irreducible backgrounds and are subtracted from the sample of selected candidate events. Any events containing four prompt leptons plus any additional leptons, neutrinos, or photons are considered irreducible backgrounds. An example is the triboson process $ZZW^+ \rightarrow \ell^+\ell^-\ell'^+\ell'^-\ell^+\nu_\ell$. In practice, predictions only exist for a subset of such processes. The irreducible backgrounds that are subtracted are discussed in Sec. VI. They are very small, approximately 1% of the predicted signal.

The fiducial phase space is inclusive with respect to jets, independently of their origin. Triboson (and higher boson-multiplicity) processes producing a ZZ pair decaying leptonically with any additional electroweak bosons decaying hadronically are included in the signal, as are any other SM processes of the pattern $(ZZ \rightarrow \ell^+\ell^-\ell'^+\ell'^-) + (X \rightarrow \text{jets})$. In practice, only the process $ZZV \rightarrow \ell^+\ell^-\ell'^+\ell'^-jj$ is included in the theoretical predictions, in the EW-ZZjj sample generated with SHERPA.

Production via double parton scattering in the same pp collision is included in the signal. Its contribution is not included in the theoretical predictions, but is expected to be smaller than 1% of the total signal yield. This estimate assumes incoherent double parton scattering and is based on a measurement of the effective area parameter at $\sqrt{s} = 7$ TeV [61]. Various other measurements of the effective area parameter were made [62–69] and suggest no significant dependence on the center-of-mass energy nor the final state from which the area parameter was measured.

PYTHIA is used to calculate the fraction of produced events that fall in the fiducial phase space.

V. EVENT SELECTION

The event selection begins with trigger and data-quality requirements. Candidate events are preselected by single-, di-, or trilepton triggers [24], with a combined efficiency very close to 100%. They must have at least one primary vertex [70] with two or more associated tracks with $p_T > 400$ MeV. Events must satisfy cleaning criteria [71] designed to reject events with excessive noise in the calorimeters. The data are subjected to quality requirements to reject events in which detector components were not operating correctly.

Following this preselection, muons, electrons, and jets are selected in each event as described below. Based on these, the best lepton quadruplet is selected and required to satisfy further selection criteria.

A. Selection of muons, electrons, and jets

A muon is reconstructed by matching a track (or track segment) reconstructed in the MS to a track reconstructed in the ID [50]. Its four-momentum is calculated from the curvature of the track fitted to the combined detector hits in the two systems, correcting for energy deposited in the calorimeters. In regions with limited coverage from the MS ($|\eta| < 0.1$) or outside the ID acceptance ($2.5 < |\eta| < 2.7$), muons can also be reconstructed by matching calorimeter signals consistent with muons to ID tracks (calorimeter-tagged muons) or standalone in the MS, respectively. Quality requirements and the loose identification criteria are applied as described in Ref. [50]. Muons are required to have $|\eta| < 2.7$ and $p_T > 5$ GeV. Calorimeter-tagged muons must have $p_T > 15$ GeV.

An electron is reconstructed from an energy deposit (cluster) in the electromagnetic calorimeter matched to a high-quality track in the ID. Its momentum is computed

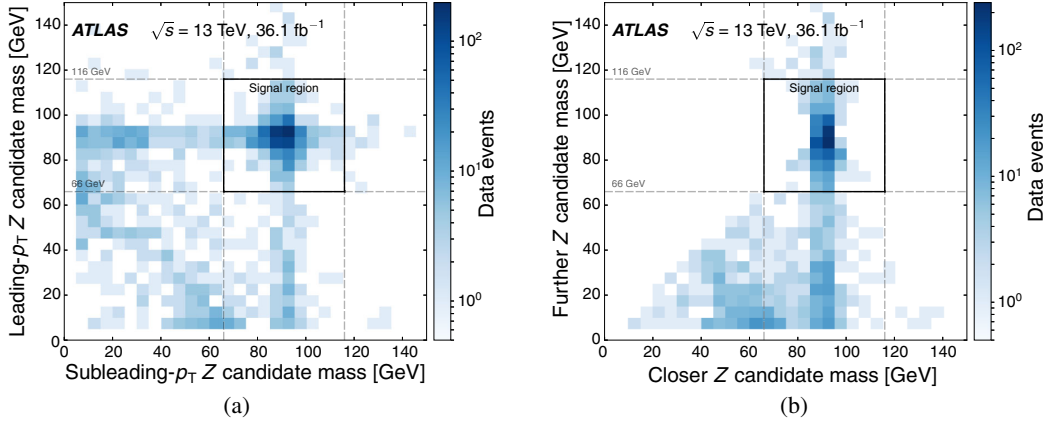


FIG. 3. Invariant mass of one selected Z boson candidate dilepton vs. the other, in the selected data events before the Z boson candidate mass requirement. All other selections have been applied. (a) shows the Z boson candidates arranged by transverse momentum. (b) shows the Z boson candidates arranged by proximity of their mass to the Z boson pole mass. The solid rectangle shows the signal region. Dashed gray lines mark the Z boson candidate mass requirements for each pair, 66 GeV to 116 GeV. Only data are shown.

from the cluster energy and the direction of the track and calibrated [51]. Electrons are required to have $|\eta| < 2.47$ and $p_T > 7$ GeV.

Electrons can be distinguished from other particles using several identification criteria that rely on the shapes of electromagnetic showers as well as tracking and track-to-cluster matching quantities. Following the description in Ref. [49], the output of a likelihood function taking these quantities as input is used to identify electrons, choosing the loose working point.

Leptons are required to originate from the hard-scattering vertex, defined as the reconstructed vertex [70] with the largest sum of the p_T^2 of the associated tracks. The longitudinal impact parameter of each lepton track, calculated with respect to the hard-scattering vertex and multiplied by $\sin\theta$ of the track, is required to be less than 0.5 mm. Furthermore, muons must have a transverse impact parameter calculated with respect to the beam line less than 1 mm in order to reject muons originating from cosmic rays. The significance of the transverse impact parameter² calculated with respect to the beam line is required to be less than three (five) for muons (electrons). Stand-alone muons are exempt from all three requirements, as they do not have an ID track.

Leptons are required to be isolated from other particles using both ID-track and calorimeter-cluster information. Muons (electrons) with transverse momentum p_T are removed if the summed transverse momentum of other ID tracks within $\Delta R = \min[0.3, 10 \text{ GeV}/p_T]$ ($\min[0.2, 10 \text{ GeV}/p_T]$) of the lepton exceeds $0.15p_T$, or if the summed transverse energy of other topological clusters [72] within $\Delta R = 0.2$ of the lepton exceeds $0.3p_T$ ($0.2p_T$).

²Defined as the absolute measured transverse impact parameter divided by its uncertainty.

Jets [73] are clustered from topological clusters in the calorimeters using the anti- k_r algorithm [59] with radius parameter 0.4. Their energy is calibrated as described in Ref. [74]. They are required to have $|\eta| < 4.5$ and $p_T > 30$ GeV, as in the fiducial definition. In order to reject jets originating from pileup interactions, they must either pass a jet vertex tagging selection [75,76] or have $p_T > 60$ GeV.

In order to avoid the reconstruction of multiple electrons, muons, and/or jets from the same detector signature, all but one such overlapping objects are removed. Electron candidates sharing an ID track with a selected muon are rejected, except if the muon is only calorimeter-tagged, in which case the muon is rejected instead. Electron candidates sharing their track or calorimeter cluster with a selected higher- p_T electron are rejected. Jets within $\Delta R = 0.4$ of a selected lepton are rejected.

B. Quadruplet selection

As in the fiducial definition (Sec. IV A), events must contain at least one quadruplet. All possible quadruplets in a given event are considered for further selection. At most one muon in each quadruplet may be a calorimeter-tagged or stand-alone muon. The three highest- p_T leptons in each quadruplet must satisfy $p_T > 20$ GeV, 15 GeV, 10 GeV, respectively. If multiple selected quadruplets are present, the best quadruplet is chosen as in the fiducial phase-space selection. Only the best quadruplet is considered further and the following requirements are imposed on the leptons in that quadruplet. Any two same-flavor (different-flavor) leptons $\ell_i, \ell_j^{(\prime)}$ must be separated by $\Delta R(\ell_i, \ell_j^{(\prime)}) > 0.1$ (0.2). All possible same-flavor opposite-charge dileptons must have an invariant mass greater than 5 GeV, to reduce background from leptonic hadron decays. The two Z boson candidates, formed as in the fiducial definition, are required

to have an invariant mass between 66 GeV and 116 GeV. Figure 3 shows the distribution of invariant masses of the Z boson candidates in the selected data events. Based on the leptons in the chosen quadruplet, events are classified into the $4e$, 4μ , and $2e2\mu$ signal channels.

VI. BACKGROUND ESTIMATION

The expected total background is very small, approximately 2% of the total predicted yield in each decay channel.

Irreducible backgrounds from processes with at least four prompt leptons in the final state are estimated with the simulated samples described in Sec. III, including uncertainties from the cross-section predictions, luminosity measurement, and experimental effects, described in Sec. VII. Nonhadronic triboson processes (15% of the total background estimate) and $t\bar{t}Z$ processes with leptonic W/Z boson decays (19%) are considered. Simulated samples are also used to estimate the background from ZZ processes where at least one Z boson decays to τ leptons (8%), which is not an irreducible background as defined in Sec. IV B.

Events from processes with two or three prompt leptons, e.g. Z , WW , WZ , $t\bar{t}$, and ZZ events where one Z boson decays hadronically, can pass the event selection if associated jets, nonprompt leptons, or photons are misidentified as prompt leptons. This background is estimated using a data-driven technique as follows. A lepton selection that is orthogonal to the nominal selection in Sec. VA is defined by reversing some of its requirements. Muons must fail the transverse impact parameter requirement or the isolation requirement, or both. Electrons must fail either the isolation requirement or the likelihood-based identification, but not both. A high-purity data sample of events containing a Z boson candidate decaying to a pair of electrons or muons is selected. The leptons forming the Z candidate must pass tight selection criteria, different from those used anywhere else in this analysis. Any additional reconstructed leptons in this sample are assumed to be misidentified, after the approximately 4% contamination from genuine third leptons from WZ and ZZ production has been subtracted using MC simulation. Using the observed rates of third leptons passing the nominal or the reversed selection, n_l and n_r , transfer factors f are defined as

$$f = \frac{n_l}{n_r}$$

and measured in bins of p_T and η of the third leptons. A background control sample of data events is then selected, satisfying all the ZZ selection criteria described in Sec. V, except that one or two leptons in the final selected quadruplet are required to only satisfy the reversed criteria and not the nominal criteria. The number of observed events with one lepton (two leptons) satisfying only the

reversed criteria is denoted N_{llr} (N_{llrr}). The events originate predominantly from processes with two or three prompt leptons. Using MC simulation, the contamination from genuine ZZ events is estimated to be approximately 36% of N_{llr} and approximately 1% of N_{llrr} . The number of background events with one or two misidentified leptons can be calculated as

$$N_{\text{misid}} = \sum_i^{N_{llr}} f_i - \sum_i^{N_{llr}^{ZZ}} w_i f_i - \sum_i^{N_{llrr}} f_i f'_i + \sum_i^{N_{llrr}^{ZZ}} w_i f_i f'_i, \quad (1)$$

where the superscript ZZ indicates the MC-simulated contributing events from ZZ production, w_i indicates the simulated weight of the i th event,³ and f_i and f'_i are the transfer factors depending on p_T and η of the leptons passing the reversed selection. In differential distributions, the yields in Eq. (1) are considered separately in each bin. Systematic uncertainties are applied to account for statistical fluctuations of the measured transfer factors, and for the simplification that the origins, fractions and selection efficiencies of misidentified leptons are assumed equal in the sample where the transfer factors are determined and in the background control sample. The latter uncertainties are estimated using transfer factors obtained from simulation of the different background processes and taking the difference between the result and the nominal method as the uncertainty. An additional uncertainty due to the modeling of the ZZ contamination in the background control sample is estimated by varying N_{llr}^{ZZ} and N_{llrr}^{ZZ} up and down by 50%. The final total uncertainty is 100% (71%, 95%) in the $4e$ ($2e2\mu$, 4μ) channel. The misidentified-lepton background amounts to 58% of the total background estimate. As a cross-check, the background is also estimated using an independent method in which ZZ events with one same-flavor same-charge lepton pair as one of the Z boson candidates are selected. The results are found to agree well with the nominal method, differing by less than one standard deviation in all channels.

Background from two single Z bosons produced in different pp collisions in the same bunch crossing is estimated by considering the Z boson production cross sections and the probability of the two primary vertices lying so close to each other that the detector cannot resolve them as separate vertices. It is found to be negligible (<0.1% of the total signal prediction).

The observed and predicted event yields for signal and background are shown in Table II. The prediction uncertainties are discussed in Sec. VII. Figure 4 shows the distributions of data and predictions for the mass and transverse momentum of the four-lepton system, the

³The simulated weights are products of cross-section weights of the generated events and factors correcting for differences in selection efficiencies between simulation and data.

TABLE II. Observed and predicted yields, using the nominal SHERPA setup for the signal predictions. All statistical and systematic uncertainties are included in the prediction uncertainties. An alternative total prediction is given, using SHERPA reweighted to the total NNLO prediction from MATRIX with NLO EW corrections, adding the contribution of the EW-ZZ jj process generated with SHERPA, to predict the signal yield. A second alternative total prediction, identical to the nominal SHERPA setup, except using POWHEG + PYTHIA with NNLO QCD and NLO EW corrections applied event by event to simulate the $q\bar{q}$ -initiated process, is shown at the bottom.

Contribution	$4e$	$2e2\mu$	4μ	Combined
Data	249	465	303	1017
Total prediction (SHERPA)	198^{+16}_{-14}	469^{+35}_{-31}	290^{+22}_{-21}	958^{+70}_{-63}
Signal ($q\bar{q}$ -initiated)	168^{+14}_{-13}	400^{+31}_{-28}	246^{+19}_{-18}	814^{+63}_{-57}
Signal (gg -initiated)	21.3 ± 3.5	50.2 ± 8.2	29.7 ± 4.9	101 ± 17
Signal (EW-ZZ jj)	4.36 ± 0.42	10.23 ± 0.72	6.43 ± 0.55	21.0 ± 1.2
ZZ $\rightarrow \tau^+\tau^-[\ell^+\ell^-, \tau^+\tau^-]$	0.59 ± 0.09	0.55 ± 0.08	0.55 ± 0.09	1.69 ± 0.16
Triboson	0.68 ± 0.21	1.50 ± 0.46	0.96 ± 0.30	3.14 ± 0.30
$i\bar{i}Z$	0.81 ± 0.25	1.86 ± 0.56	1.42 ± 0.43	4.1 ± 1.2
Misid. lepton background	2.1 ± 2.1	4.9 ± 3.9	5.3 ± 5.2	12.3 ± 8.3
Total prediction (MATRIX + corrections)	197^{+15}_{-14}	470^{+34}_{-31}	286^{+22}_{-21}	953^{+69}_{-64}
Total prediction (POWHEG + PYTHIA with higher-order corrections, SHERPA)	193 ± 11	456 ± 24	286 ± 17	934 ± 50

transverse momentum of the leading Z boson candidate, and the jet multiplicity. The data and the nominal SHERPA prediction agree well. The prediction using POWHEG + PYTHIA to simulate the $q\bar{q}$ -initiated process tends to underestimate the normalization slightly, which can be understood from its lack of higher-order real-emission corrections that SHERPA implements. POWHEG + PYTHIA also provides a worse description of high jet multiplicities, as it only describes one parton emission at matrix-element level.

VII. SYSTEMATIC UNCERTAINTIES

The sources of systematic uncertainty are introduced below. Their effects on the predicted integrated signal yields after event selection are shown in Table III.

For leptons and jets, uncertainties of the momentum or energy scale and resolution are considered [50,51,74]. Uncertainties of the lepton reconstruction and identification efficiencies [49,50] as well as the efficiency of the jet vertex tagging requirements [75,76] in the simulation are taken into account. All of the above depend on the p_T and η of the lepton or jet. The electron efficiency uncertainties contain contributions associated with the basic reconstruction, the identification, and the isolation. In addition to correlated components, each is split into $\mathcal{O}(10)$ uncorrelated components to take into account the partial decorrelation between individual electrons in different η - p_T regions. For muons, the efficiency uncertainties associated with individual muons are treated as fully correlated. This leads to a larger uncertainty for muons than for electrons. As the selection is fully jet-inclusive, jet uncertainties do not affect the integrated yields and are therefore not shown in Table III.

The pileup modeling uncertainty is assessed by varying the number of simulated pileup interactions. The variations

are designed to cover the uncertainty of the ratio of the predicted and measured cross section of nondiffractive inelastic events producing a hadronic system of mass $m_X > 13$ GeV [77]. The uncertainty of the integrated luminosity is 3.2%. It is derived from a preliminary calibration of the luminosity scale using a pair of x - y beam-separation scans performed in August 2015 and May 2016, following a methodology similar to that detailed in Ref. [78]. QCD scale uncertainties of predicted cross sections are evaluated by varying the factorization scale μ_f and renormalization scale μ_r up and down independently by a factor of two, but ignoring the extreme variations ($2\mu_f, 0.5\mu_r$) and ($0.5\mu_f, 2\mu_r$), and taking the largest deviations from the nominal value as the systematic uncertainties. PDF uncertainties of predicted cross sections are evaluated considering the uncertainty of the used set, as well as by comparing to two other reference sets [79]. The reference sets are MMHT 2014 [80] and NNPDF 3.0 (CT10), if CT10 (NNPDF 3.0) is the nominal set. The envelope of the nominal set's uncertainty band and the deviation of the reference sets from the nominal set is used as the uncertainty estimate. The theoretical uncertainties due to PDFs and QCD scales along with the luminosity uncertainty dominate the total uncertainty of the integrated yields, as shown in Table III. A predicted theoretical modeling uncertainty is taken into account in the unfolding of differential cross sections. It is estimated by using POWHEG + PYTHIA instead of SHERPA to generate the $q\bar{q}$ -initiated subprocess, and taking the absolute deviation of the result obtained with this setup from the one obtained with the nominal SHERPA setup as an uncertainty, symmetrizing it with respect to the nominal value. This contribution is not shown in Table III, because it is never applied to yields, where it would be dominated by cross-section normalization differences rather than differences in the reconstruction efficiencies. A further

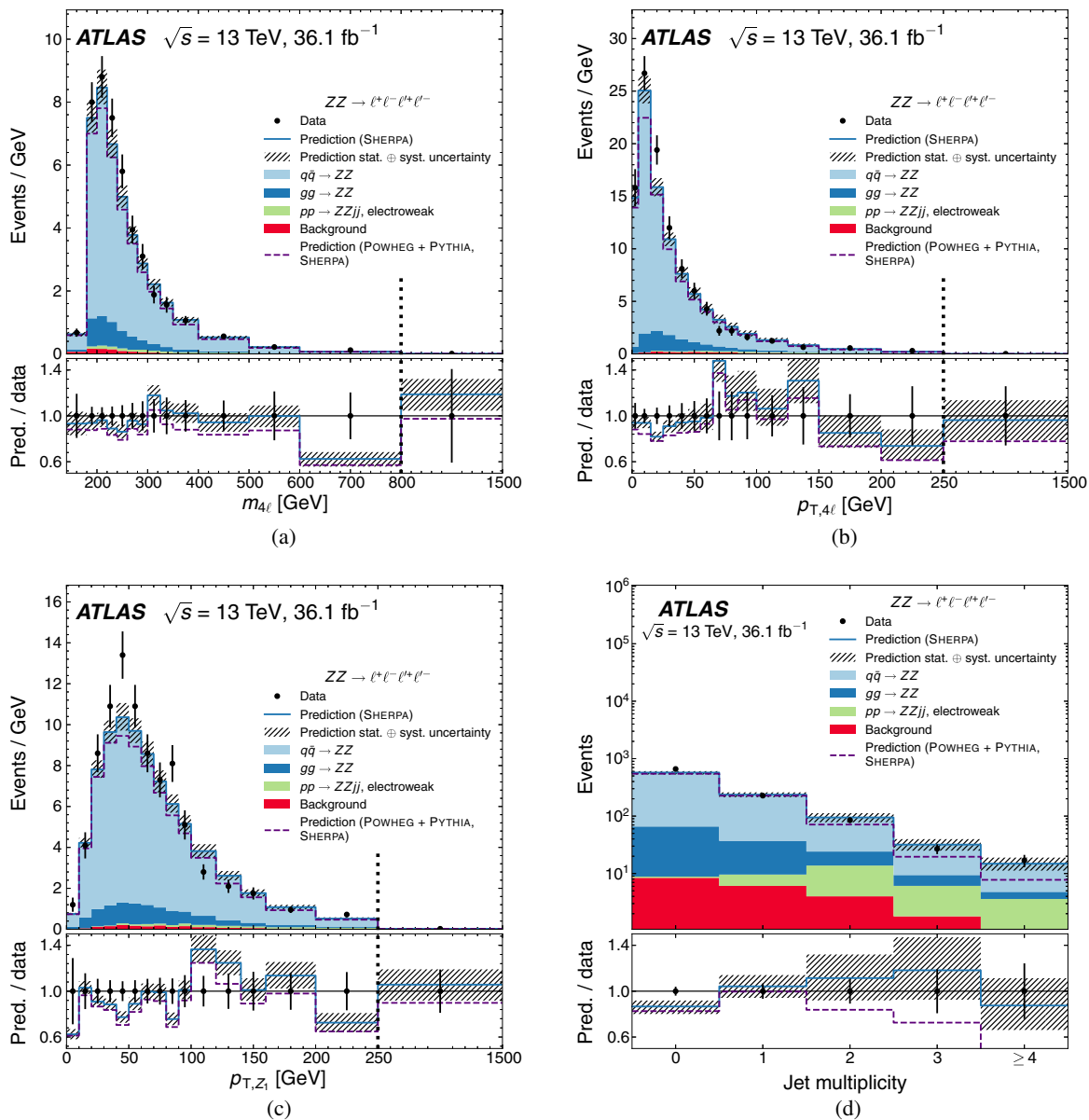


FIG. 4. Measured distributions of the selected data events along with predictions in bins of (a) the four-lepton mass, (b) the four-lepton transverse momentum, (c) the transverse momentum of the leading Z boson candidate, and (d) the multiplicity of jets selected according to the least restrictive criteria used in this analysis ($|\eta| < 4.5$ and $p_T > 30$ GeV). The main prediction uses the nominal SHERPA setup. The prediction uncertainty includes the statistical and systematic components, all summed in quadrature. Different signal contributions and the background are shown, as is an alternative prediction that uses POWHEG + PYTHIA to generate the $q\bar{q}$ -initiated subprocess. In (a), (b), and (c), the last bin is shown using a different x-axis scale for better visualization. The scale change is indicated by the dashed vertical line.

source of uncertainty are statistical fluctuations in the MC samples. The associated uncertainty of the measured differential cross sections is $< 1\%$ in most bins, reaching 3% in rare cases.

In the search for aTGCs, an additional uncertainty due to the factorization approximation of NNLO QCD and NLO EW corrections is applied as follows. Following a criterion motivated in Ref. [81], events are classified as having high QCD activity if $|\sum_i \vec{p}_{T,i}| > 0.3 \sum_i |\vec{p}_{T,i}|$, where the sums

are over fiducial leptons. In events with high QCD activity, the NLO EW K -factors are in turn not applied and applied with doubled deviation from unity, as $1 + 2(K\text{-factor} - 1)$. The deviations from the nominal result are taken as uncertainties.

The uncertainty of the misidentified-lepton background is described in Sec. VI. A 30% normalization uncertainty is applied for triboson and $t\bar{t}Z$ backgrounds with four genuine leptons to account for the cross-section uncertainty. The

TABLE III. Relative uncertainties in percent of the predicted integrated signal yields after event selection, derived using the nominal SHERPA setup. All uncertainties are rounded to one decimal place.

Source	Effect on total predicted yield [%]
MC statistical uncertainty	0.4
Electron efficiency	0.9
Electron energy scale & resolution	<0.1
Muon efficiency	1.7
Muon momentum scale & resolution	<0.1
Pileup modeling	1.2
Luminosity	3.2
QCD scales	+5.2
PDFs	-4.7
	+2.7
	-1.7
Background prediction	0.9
Total	+7.4
	-6.6

background uncertainties are considered uncorrelated with other sources.

The propagation of uncertainties in the unfolding as well as the estimation of unfolding specific uncertainties is described in Sec. IX.

VIII. INTEGRATED CROSS SECTION

The integrated fiducial cross section σ_{fid} is determined by a maximum-likelihood fit in each channel separately as well as for all channels combined. The expected yield in each channel i is given by

$$N_{\text{exp}}^i = LC_{ZZ}^i \sigma_{\text{fid}}^i + N_{\text{bkg}}^i$$

where L is the integrated luminosity, and N_{bkg} is the expected background yield. The factor C_{ZZ} is applied to correct for detector inefficiencies and resolution effects. It relates the background-subtracted number of selected events to the number in the fiducial phase space. C_{ZZ} is defined as the ratio of generated signal events satisfying the selection criteria using reconstructed objects to the number satisfying the fiducial criteria using the particle-level objects defined in Sec. IV A. It is determined with the nominal SHERPA setup. The C_{ZZ} value and its total uncertainty is determined to be 0.494 ± 0.015 (0.604 ± 0.017 , 0.710 ± 0.027) in the $4e$ ($2e2\mu$, 4μ) channel. The dominant systematic uncertainties come from the uncertainties of the lepton reconstruction and identification efficiencies in the simulation, the choice of MC event generator, QCD scales and PDFs, and the modeling of pileup effects. Other smaller uncertainties come from the scale and resolution of the lepton momenta as well as statistical fluctuations in the MC sample. Table IV gives a breakdown of the systematic uncertainties.

TABLE IV. Relative uncertainties of the correction factor C_{ZZ} by channel, given in percent. All uncertainties are rounded to one decimal place. Uncertainties that do not apply in a given channel are marked with a dash (-). They are either exactly zero or very close to zero.

Source	$4e$	$2e2\mu$	4μ
MC statistical uncertainty	0.4	0.2	0.1
Electron efficiency	2.0	1.0	-
Electron energy scale & resolution	0.1	<0.1	-
Muon efficiency	-	1.6	3.2
Muon momentum scale & resolution	-	<0.1	0.1
Pileup modeling	1.3	0.8	2.0
QCD scales & PDFs	+0.4	+0.3	+0.3
	-0.8	-0.4	-0.6
Event generator	1.8	1.8	0.2
Total	3.1	2.8	3.8

The likelihood function to be minimized in the cross-section fit is defined as

$$\mathcal{L} = \mathcal{L}_{\text{stat}} \mathcal{L}_{\text{corr}} \mathcal{L}_{\text{uncorr}}, \quad (2)$$

where

$$\mathcal{L}_{\text{stat}} = \text{Poisson}(N_{\text{obs}} | N_{\text{exp}})$$

is the probability of observing N_{obs} events given that the yield follows a Poisson distribution with mean N_{exp} , and $\mathcal{L}_{\text{corr}}$ and $\mathcal{L}_{\text{uncorr}}$ are products of Gaussian nuisance parameters corresponding to the uncertainties of L , C_{ZZ} , and N_{bkg} . The term $\mathcal{L}_{\text{corr}}$ contains the nuisance parameters that are fully correlated between channels, i.e. all except the statistical uncertainties, while $\mathcal{L}_{\text{uncorr}}$ contains those that are uncorrelated, i.e. the statistical uncertainties of C_{ZZ} and N_{bkg} in each channel. Nuisance parameters corresponding to different sources of systematic uncertainty are considered uncorrelated. In the combined cross-section fit, the product over channels is taken in the likelihood function shown in Eq. (2), fixing the relative contributions of the signal channels to their theoretically predicted values.

Table V shows the integrated fiducial cross sections for each channel as well as all channels combined, along with a theoretical prediction. Measurements and predictions agree within approximately one standard deviation, except for the $4e$ channel, where they agree within approximately 2.5 standard deviations. The sum of the $4e$ and 4μ cross sections is not equal to the $2e2\mu$ cross section. This is because of interference in the $4e$ and 4μ channels, the bias caused by the pairing prescription in the fiducial definition, as well as other small differences in the fiducial selection (different $\Delta R(\ell_i \ell_j^{(\prime)})$ requirement, $m_{\ell\ell} > 5$ GeV for any same-flavor opposite-charge pair). Figure 5 shows the ratio of measured over predicted cross sections. The goodness of the combined cross-section fit is assessed, taking as hypothesis that the relative contributions of the channels

TABLE V. Measured and predicted integrated fiducial cross sections. The prediction is based on an NNLO calculation from MATRIX [2] with the gg -initiated contribution multiplied by a global NLO correction factor of 1.67 [3]. A global NLO EW correction factor of 0.95 [55,56] is applied, except to the gg -initiated loop-induced contribution, and the contribution of around 2.5% from EW- $ZZjj$ generated with SHERPA is added. For the prediction, the QCD scale uncertainty is shown.

Channel	Measurement [fb]	Prediction [fb]
$4e$	$13.7^{+1.1}_{-1.0} [\pm 0.9(\text{stat}) \pm 0.4(\text{syst})^{+0.5}_{-0.4} (\text{lumi})]$	$10.9^{+0.5}_{-0.4}$
$2e2\mu$	$20.9^{+1.4}_{-1.3} [\pm 1.0(\text{stat}) \pm 0.6(\text{syst})^{+0.7}_{-0.6} (\text{lumi})]$	$21.2^{+0.9}_{-0.8}$
4μ	$11.5^{+0.9}_{-0.9} [\pm 0.7(\text{stat}) \pm 0.4(\text{syst}) \pm 0.4(\text{lumi})]$	$10.9^{+0.5}_{-0.4}$
Combined	$46.2^{+2.5}_{-2.3} [\pm 1.5(\text{stat})^{+1.2}_{-1.1} (\text{syst})^{+1.6}_{-1.4} (\text{lumi})]$	$42.9^{+1.9}_{-1.5}$

are as predicted. This assumes lepton universality in $Z \rightarrow \ell^+ \ell^-$, which is experimentally confirmed to high precision [82,83]. Using the maximum likelihood for the observed yields, \mathcal{L}_{obs} , and for the expected yields, \mathcal{L}_{exp} , the ratio $-2 \ln(\mathcal{L}_{\text{obs}}/\mathcal{L}_{\text{exp}})$ is found to be 8.7. The p -value is calculated as the fraction of 10^5 MC pseudoexperiments giving a larger ratio than the fit to data, and is found to be 2.3%. This relatively low p -value is driven by the compatibility of the $4e$ channel with the other two channels.

A. Extrapolation to total phase space and all Z boson decay modes

Extrapolation of the cross section is performed to a total phase space for Z bosons with masses in the range from 66 GeV to 116 GeV and any SM decay. The total phase space is the same as the fiducial phase space (Sec. IV A), except that no $p_T, \eta,$ and ΔR requirements are applied to the

leptons. The ratio of the fiducial to total phase-space cross section is determined using the MATRIX setup described in Sec. III and found to be $A_{ZZ} = 0.58 \pm 0.01$, where the uncertainty includes the following contributions. A similar value is found when the calculation is repeated with the nominal SHERPA setup, and the difference between these (1.0% of the nominal value) is included in the uncertainty of A_{ZZ} . Other included uncertainties are derived from PDF variations (0.4%, calculated with MCFM) and QCD scale variations (0.8%).

To calculate the extrapolated cross section, the combined fiducial cross section is divided by A_{ZZ} and by the leptonic branching fraction $4 \times (3.3658\%)^2$ [58], where the factor of four accounts for the different flavor combinations of the decays. The result is obtained using the same maximum-likelihood method as for the combined fiducial cross section, but now including the uncertainties of A_{ZZ} as additional nuisance parameters. The used leptonic branching fraction value excludes virtual-photon contributions. Based on a calculation with PYTHIA, including these would

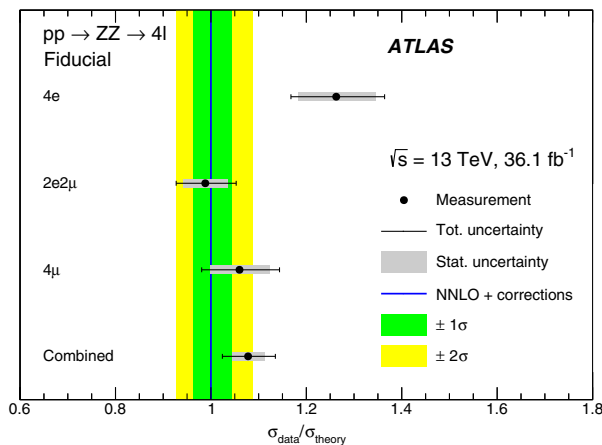


FIG. 5. Comparison of measured integrated fiducial cross sections to a SM prediction based on an NNLO calculation from MATRIX with the gg -initiated contribution multiplied by a global NLO correction factor of 1.67. A global NLO EW correction factor of 0.95 is applied, except to the gg -initiated loop-induced contribution, and the contribution of around 2.5% from EW- $ZZjj$ generated with SHERPA is added. For the prediction, the QCD scale uncertainty is shown as one- and two-standard-deviation bands.

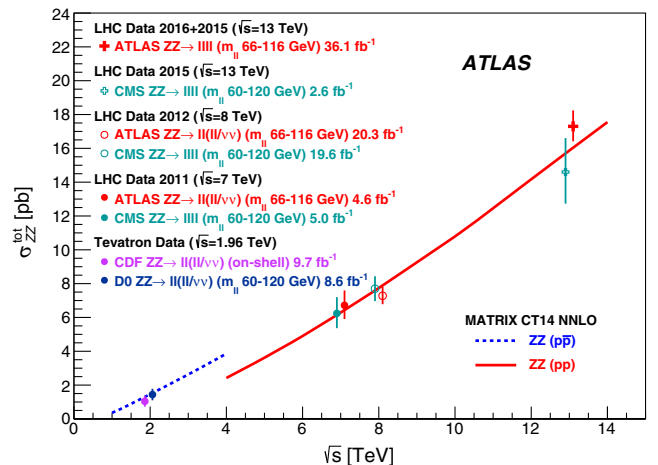


FIG. 6. Extrapolated cross section compared to other measurements at various center-of-mass energies by ATLAS, CMS, CDF, and D0 [13,14,16,84–86], and to pure NNLO predictions from MATRIX (with no additional higher-order corrections applied). The total uncertainties of the measurements are shown as bars. Some data points are shifted horizontally to improve readability.

increase the branching fraction $ZZ \rightarrow \ell^+ \ell^- \ell'^+ \ell'^-$ by about 1–2%.

The extrapolated cross section is found to be $17.3 \pm 0.9 [\pm 0.6(\text{stat}) \pm 0.5(\text{syst}) \pm 0.6(\text{lumi})]$ pb. The NNLO prediction from MATRIX, with the gg -initiated process multiplied by a global NLO correction factor of 1.67 [3] is $16.9_{-0.5}^{+0.6}$ pb, where the uncertainty is estimated by performing QCD scale variations. A comparison of the extrapolated cross section to the NNLO prediction as well as to previous measurements is shown in Fig. 6.

IX. DIFFERENTIAL CROSS SECTIONS

Differential cross sections are obtained by counting candidate events in each bin of the studied observable, subtracting the expected background, and unfolding to correct for detector effects. The unfolding takes into account events that pass the selection but are not in the fiducial phase space (which may occur due to detector resolution or misidentification), bin migrations due to limited detector resolution, as well as detector inefficiencies. To minimize the model dependence of the measurement, the unfolding corrects and extrapolates the measured distributions to the fiducial phase space, rather than extrapolating to nonfiducial regions. For each given observable distribution, all of the above detector effects are described by a response matrix R whose elements R_{ij} are defined as the probability of an event in true bin j being observed with the detector in bin i . The response matrix therefore relates the true distribution t and the background-subtracted measured distribution m ,

$$m_i = R_{ij} t_j.$$

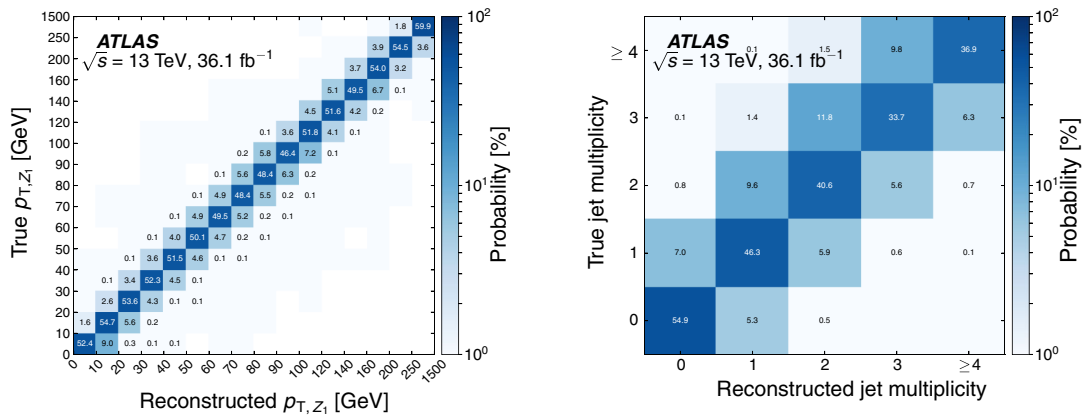
Two examples of response matrices are shown in Figure 7. The purity, defined as the fraction of events that are reconstructed in their true bin, is greater than 70% for

jet-inclusive observables, except in very few bins. In jet-exclusive observables, the purity is greater than 60% in most bins, but drops to as low as 35% in some bins. This is due to contribution from jets originating from or contaminated by pileup interactions, as well as worse jet energy resolution and poorer knowledge of the jet energy scale than is the case for leptons.

The unfolding is performed by computing the inverse of the response matrix, using regularization to numerically stabilize the solutions, decreasing their statistical uncertainty at the cost of a small regularization bias. An iterative unfolding method based on Bayes' theorem [87] is used, which combines the measured distribution with the response matrix to form a likelihood and takes the predicted true distribution as prior. It applies Bayes' theorem iteratively, using the posterior distribution as prior for the next iteration, each iteration decreasing the dependence on the initial prior. Depending on the observable, either two or three unfolding iterations are performed. In each case, the number is optimized to minimize the overall uncertainty. More iterations lead to higher statistical uncertainty and fewer iterations to higher unfolding method uncertainty due to stronger dependence on the theoretical prediction of the underlying distribution.

The nominal response matrices, corrections, and priors are obtained using the nominal SHERPA setup. Reconstructed objects in the MC simulation are not required to have a corresponding generated object.

The statistical uncertainty due to fluctuations in the data is estimated by generating 2000 sets of random pseudodata following a Poisson distribution in each bin whose expectation value is the number of observed data events in that bin. The unfolding is repeated with the sets of pseudodata, taking the root mean square of the deviation of the resulting unfolded spectrum from the actual unfolded data as the statistical uncertainty in each bin. Another uncertainty due to statistical fluctuations in the MC simulations used to



(a) Transverse momentum of the leading- p_T Z boson candidate.

(b) Jet multiplicity, considering all selected jets.

FIG. 7. Example response matrices used in the unfolding for two different observables, obtained with the nominal SHERPA setup.

obtain the response matrix is obtained the same way, repeating the unfolding using randomly fluctuated copies of the response matrix.

Experimental and theoretical-modeling uncertainties are estimated by repeating the unfolding with the varied response matrix and taking the deviation from the nominal of the resulting unfolded distribution as the uncertainty. Background uncertainties are estimated by subtracting the varied background predictions from the data before unfolding.

The uncertainty due to imperfect modeling of the observable by MC simulation as well as the inherent bias of the unfolding stemming from regularization is estimated using a data-driven method [88]. The initial priors are reweighted by a smooth polynomial function such that there is very good agreement between the prior folded with the response matrix and the observed data. The folded reweighted prior is unfolded using the nominal response matrix. The deviations of the obtained unfolded distribution from the reweighted prior are used as the unfolding bias

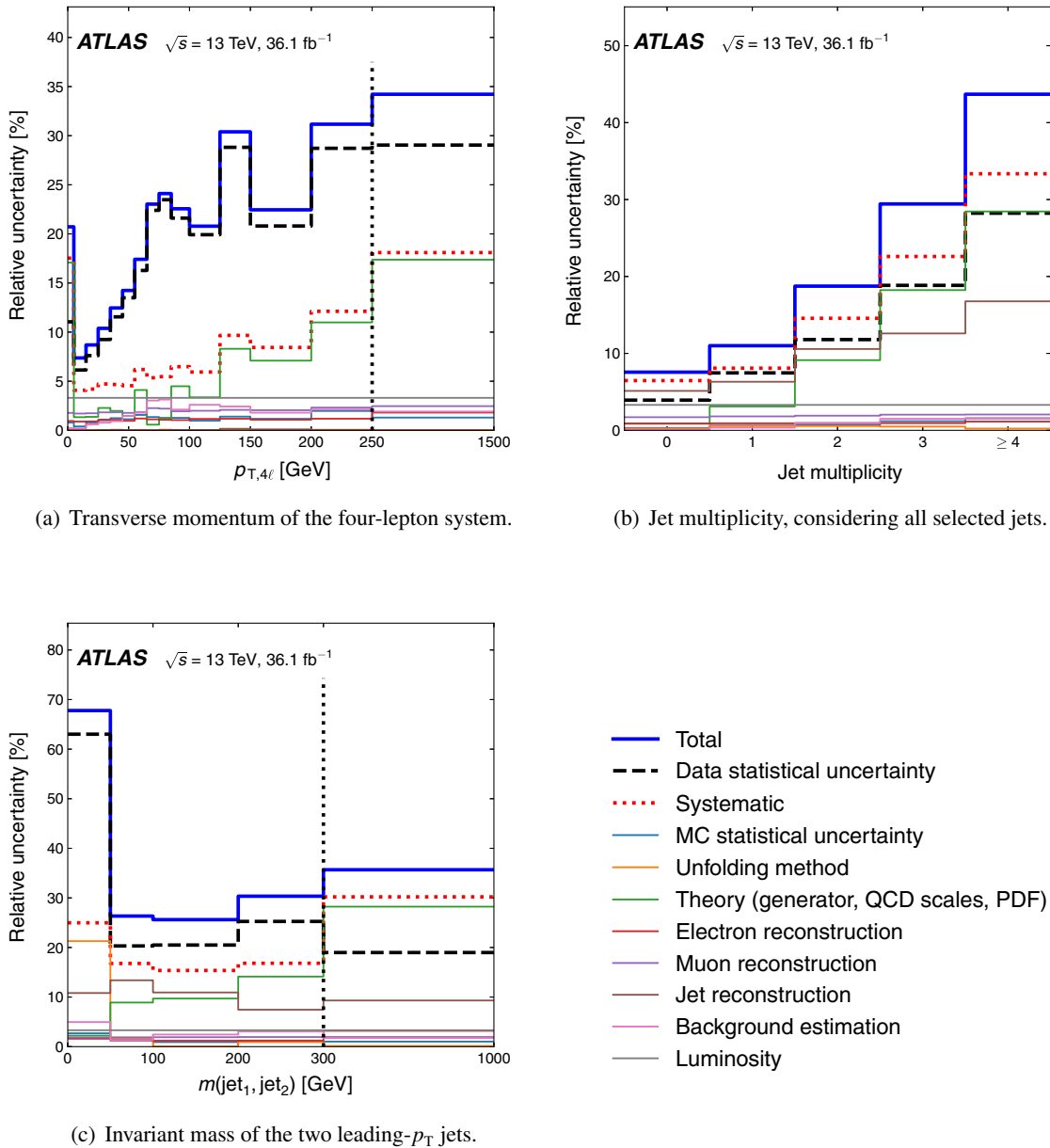


FIG. 8. Uncertainty contributions after unfolding in each bin of three representative observables. The total systematic uncertainty contains all uncertainties except the statistical uncertainty of the data, summed in quadrature. The theory uncertainty enters the cross-section measurements via the modeling of the detector response. It is evaluated by considering different event generators, QCD scales, and PDFs. For better visualization, the last bin is shown using a different x -axis scale where indicated by the dashed vertical line.

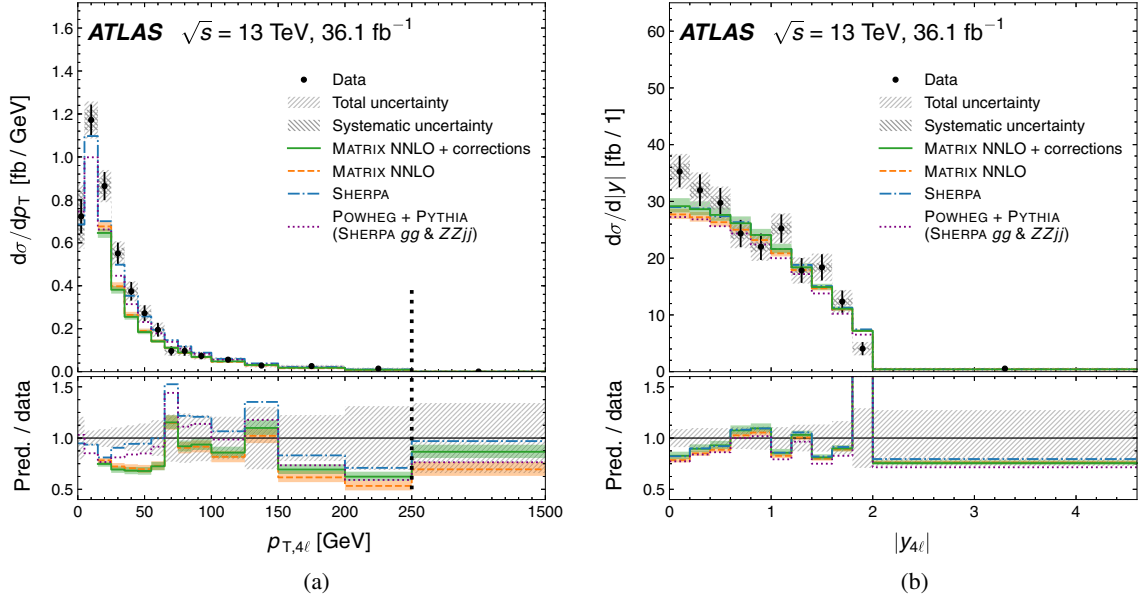


FIG. 9. Measured and predicted differential cross sections for (a) the transverse momentum and (b) the absolute rapidity of the four-lepton system. The statistical uncertainty of the measurement is shown as error bars, and shaded bands indicate the systematic uncertainty and the total uncertainty obtained by summing the statistical and systematic components in quadrature. The ratio plots only show the total uncertainty. A pure NNLO calculation from MATRIX is shown with no additional corrections applied. The best SM prediction is based on this NNLO calculation, with the gg -initiated contribution multiplied by a global NLO correction factor of 1.67. For the $p_{T,4\ell}$ distribution in (a), the NLO EW correction is applied as a global factor of 0.95 as a differential calculation is not available. For the $|y_{4\ell}|$ distribution in (b), an NLO EW correction factor is applied in each bin. The contribution from EW- $ZZjj$ generated with SHERPA is added. For the fixed-order predictions, the QCD scale uncertainty is shown as a shaded band. Parton-showered SHERPA and POWHEG + PYTHIA predictions are also shown. For better visualization, the last bin is shown using a different x -axis scale where indicated by the dashed vertical line.

uncertainty in each bin. This uncertainty is smaller than 1% of the cross section in almost all bins, but reaches 22% in individual bins (such as the first bin of the mass of the two leading- p_T jets, where the modeling of the data is poor).

The unfolding is repeated using POWHEG + PYTHIA instead of SHERPA to model the $q\bar{q}$ -initiated process and the difference between the unfolded distributions obtained in this way is assigned as an additional systematic event generator uncertainty.

The statistical uncertainty of the data is typically in the range of 5%–40% of the cross section. It dominates the total uncertainty in most bins. In jet-inclusive observables, the largest systematic uncertainty comes from the modeling of the response matrix (up to approximately 25%). In jet-exclusive observables, the jet energy scale uncertainty is an additional large contribution (3%–23%). Figure 8 shows detailed bin-by-bin uncertainties for selected observables.

Figures 9–15 present the unfolded cross sections, along with comparisons to various fixed-order and parton-showered theoretical predictions. Reasonable agreement of the various predictions with the data is observed, within the statistical and systematic precision of the measurements.

Figure 9(a) shows the transverse momentum of the four-lepton system, $p_{T,4\ell}$. The cross section has a peak around 10 GeV and drops rapidly toward both lower and higher

values. At low $p_{T,4\ell}$, the resummation of low- p_T parton emissions is important and fixed-order descriptions are inadequate. For this reason, the fixed-order predictions are not shown in the first two bins, 0–5 GeV and 5–15 GeV. The region below $p_{T,4\ell} = 60$ GeV is modeled slightly better by predictions that include a parton shower, again suggesting the importance of resummation. Above 60 GeV, the fixed-order NNLO predictions describe the data slightly better. Figure 9(b) shows the absolute rapidity of the four-lepton system, which drops gradually towards high values. This distribution is potentially sensitive to a different choice of PDF, describing the momentum distribution of the incoming partons. Fixed-order calculations and predictions including a parton shower model this observable reasonably well, within the statistical and systematic uncertainties. The predictions tend to slightly underestimate the cross sections for small values of $|y_{4\ell}|$.

Figure 10(a) presents the azimuthal angle separation between the two Z boson candidates. The fixed-order predictions only describe the shape of the gg -initiated process at LO and therefore predict a distribution that is more peaked at π than those from SHERPA and POWHEG + PYTHIA, where the parton shower shifts some events towards lower values. Figure 10(b) shows the distribution of the absolute rapidity difference of the two Z boson

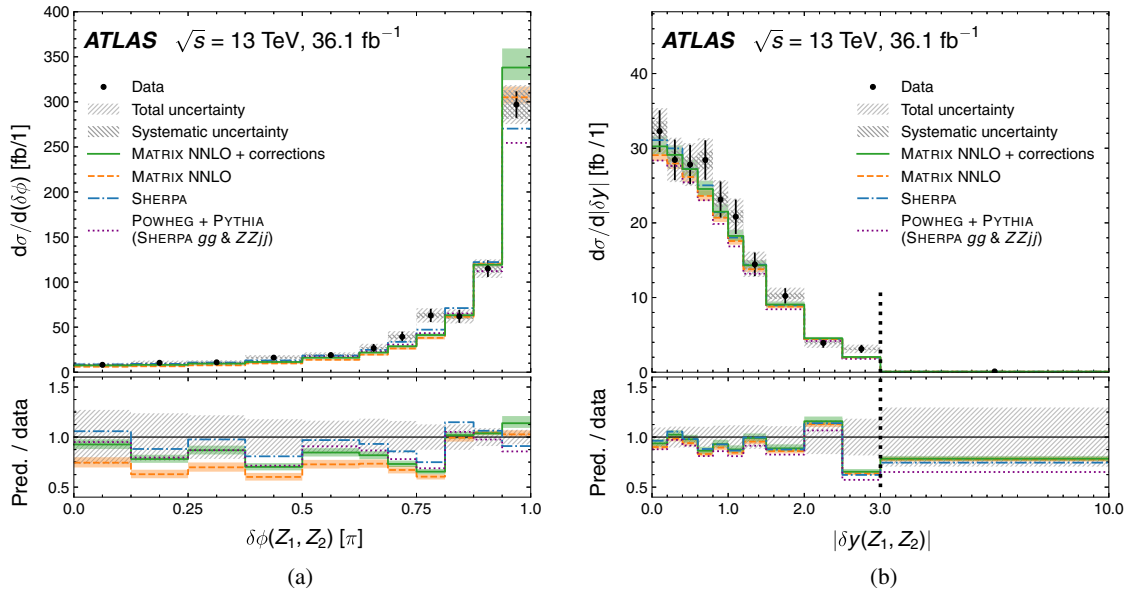


FIG. 10. Measured and predicted differential cross sections for (a) the azimuthal angle separation and (b) the absolute rapidity difference between the two Z boson candidates. The statistical uncertainty of the measurement is shown as error bars, and shaded bands indicate the systematic uncertainty and the total uncertainty obtained by summing the statistical and systematic components in quadrature. The ratio plots only show the total uncertainty. A pure NNLO calculation from MATRIX is shown with no additional corrections applied. The best SM prediction is based on this NNLO calculation, with the gg -initiated contribution multiplied by a global NLO correction factor of 1.67. For the $\delta\phi(Z_1, Z_2)$ distribution in (a), the NLO EW correction is applied as a global factor of 0.95 as a differential calculation is not available. For the $|\delta y(Z_1, Z_2)|$ distribution in (b), an NLO EW correction factor is applied in each bin. The contribution from EW- $ZZjj$ generated with SHERPA is added. For the fixed-order predictions, the QCD scale uncertainty is shown as a shaded band. Parton-showered SHERPA and POWHEG + PYTHIA predictions are also shown. For better visualization, the last bin is shown using a different x -axis scale where indicated by the dashed vertical line.

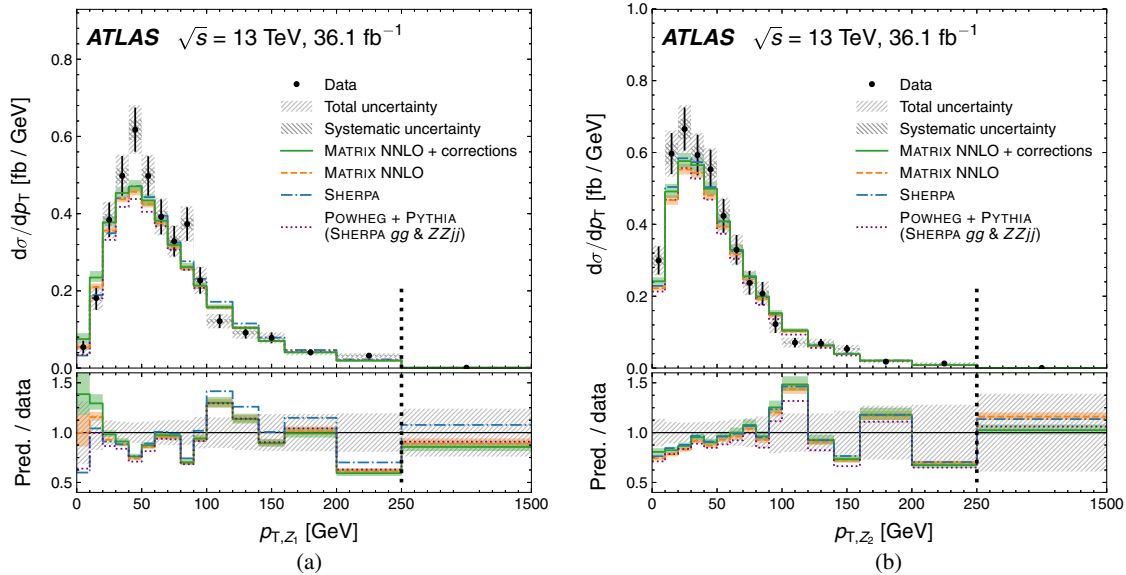


FIG. 11. Measured and predicted differential cross sections for the transverse momentum of (a) the leading- p_T and (b) the subleading- p_T Z boson candidates. The statistical uncertainty of the measurement is shown as error bars, and shaded bands indicate the systematic uncertainty and the total uncertainty obtained by summing the statistical and systematic components in quadrature. The ratio plots only show the total uncertainty. A pure NNLO calculation from MATRIX is shown with no additional corrections applied. The best SM prediction is based on this NNLO calculation, with the gg -initiated contribution multiplied by a global NLO correction factor of 1.67. An NLO EW correction factor is applied in each bin. The contribution from EW- $ZZjj$ generated with SHERPA is added. For the fixed-order predictions, the QCD scale uncertainty is shown as a shaded band. Parton-showered SHERPA and POWHEG + PYTHIA predictions are also shown. For better visualization, the last bin is shown using a different x -axis scale. The scale change is indicated by the dashed vertical line.

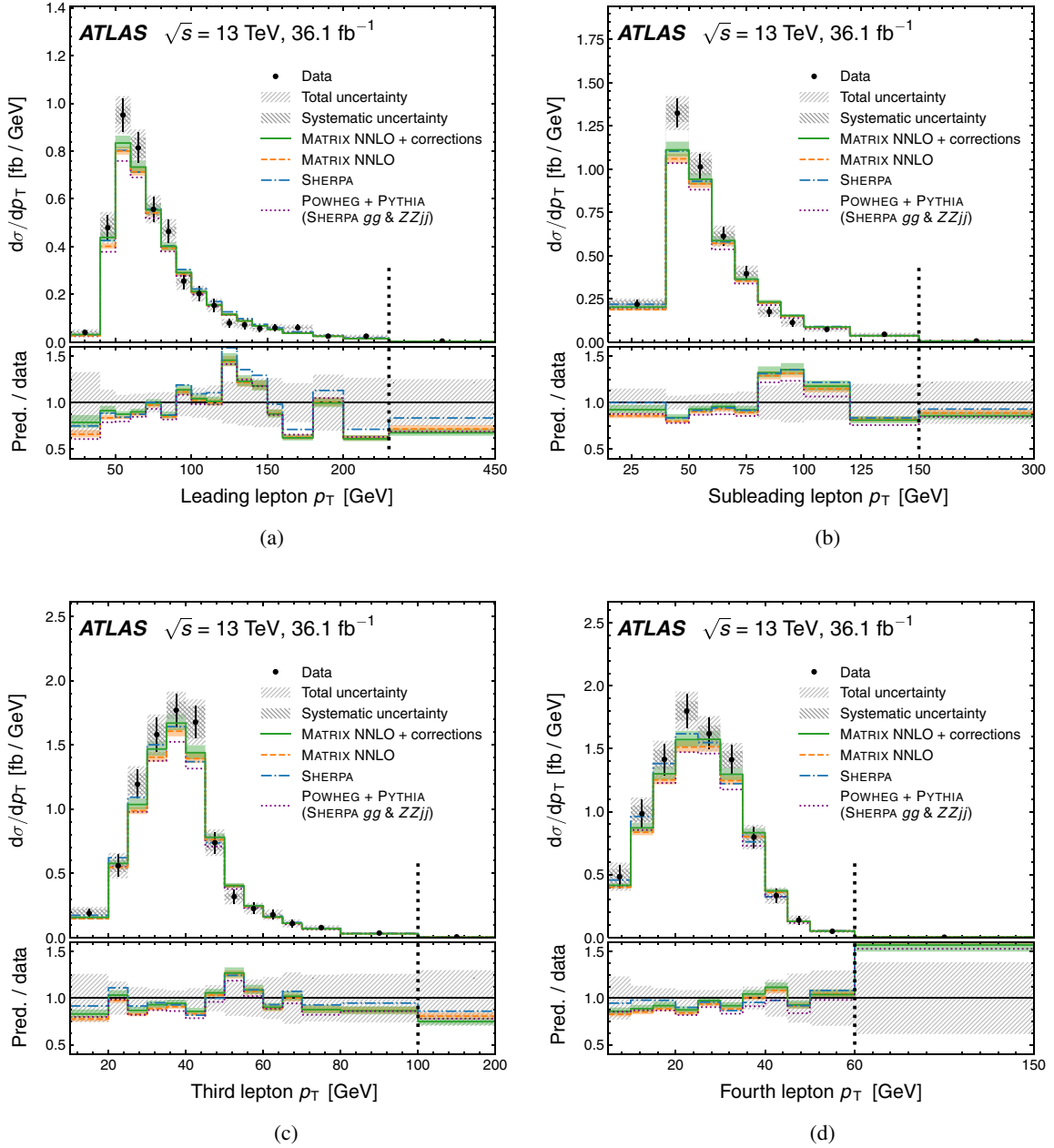


FIG. 12. Measured and predicted differential cross sections with respect to the transverse momenta of the leptons in the final selected quadruplet, in descending order of transverse momentum. A pure NNLO calculation from MATRIX is shown with no additional corrections applied. The best SM prediction is based on this NNLO calculation, with the gg -initiated contribution multiplied by a global NLO correction factor of 1.67. An NLO EW correction factor is applied in each bin. The contribution from EW- $ZZjj$ generated with SHERPA is added. For the fixed-order predictions, the QCD scale uncertainty is shown as a shaded band. Parton-showered SHERPA and POWHEG + PYTHIA predictions are also shown. For better visualization, the last bin is shown using a different x -axis scale. The scale change is indicated by the dashed vertical line.

candidates, which drops towards high values and is modeled by all calculations to within the uncertainties.

Figure 11 shows the transverse momentum of the leading- p_T and subleading- p_T Z boson candidates, exhibiting a wide peak around 50 GeV and 30 GeV, respectively. Anomalous triple gauge couplings (as discussed in Sec. X) would manifest as an excess in the cross section at large

values of the transverse momentum of the Z bosons, which is not observed in these differential cross-section distributions (the last bin in each distribution is consistent with the SM predictions). The discrepancies at p_T of about 50 GeV, 90 GeV in the leading Z boson candidate are related to the excesses seen in Fig. 4(c). The local significance of these excesses with respect to the SHERPA prediction is estimated

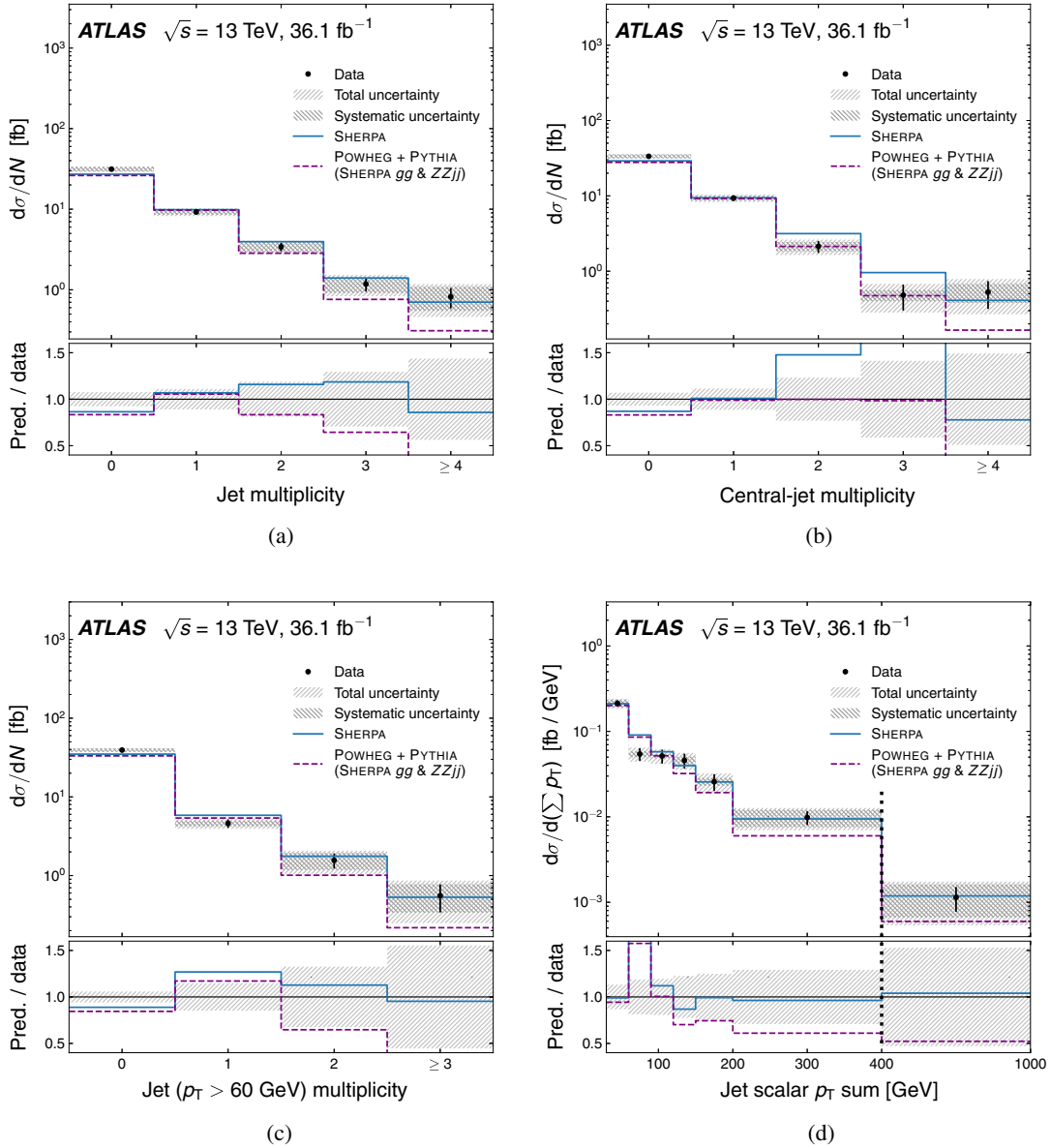


FIG. 13. Measured and predicted differential cross sections for (a) the jet multiplicity (all jets), (b) the central-jet multiplicity (jets with $|\eta| < 2.4$), (c) the jet multiplicity considering jets with $p_T > 60$ GeV, and (d) the scalar sum of the transverse momenta of all selected jets. The statistical uncertainty of the measurement is shown as error bars, and shaded bands indicate the systematic uncertainty and the total uncertainty obtained by summing the statistical and systematic components in quadrature. The ratio plots only show the total uncertainty. Parton-showered SHERPA and POWHEG + PYTHIA predictions are shown. For better visualization, the last bin is shown using a different x -axis scale where indicated by the dashed vertical line.

to be 2.3 and 2.0 standard deviations respectively. This estimate is based on the corresponding bins in the measured distribution before unfolding, as the statistical treatment is simpler due to the statistical uncertainties being Poissonian. In the estimation, both the predicted and observed yields are taken to be Poissonian and the systematic uncertainties of the prediction are taken into account.

Figure 12 presents the transverse momenta of the leptons in the final selected quadruplet. From the highest- p_T to the lowest- p_T lepton, the distribution becomes less peaked and

more symmetric about the peak, while the position of the peak shifts from ~ 60 GeV to ~ 50 GeV, then ~ 35 GeV, and finally ~ 25 GeV. All lepton p_T distributions agree well with the predictions.

Figure 13 shows the jet multiplicity distributions as well as the scalar sum of the transverse momenta of all selected jets. POWHEG + PYTHIA shows a clear trend towards underestimating the cross section at jet multiplicities greater than one and large jet scalar p_T sum, which is expected, because in POWHEG + PYTHIA only the hardest

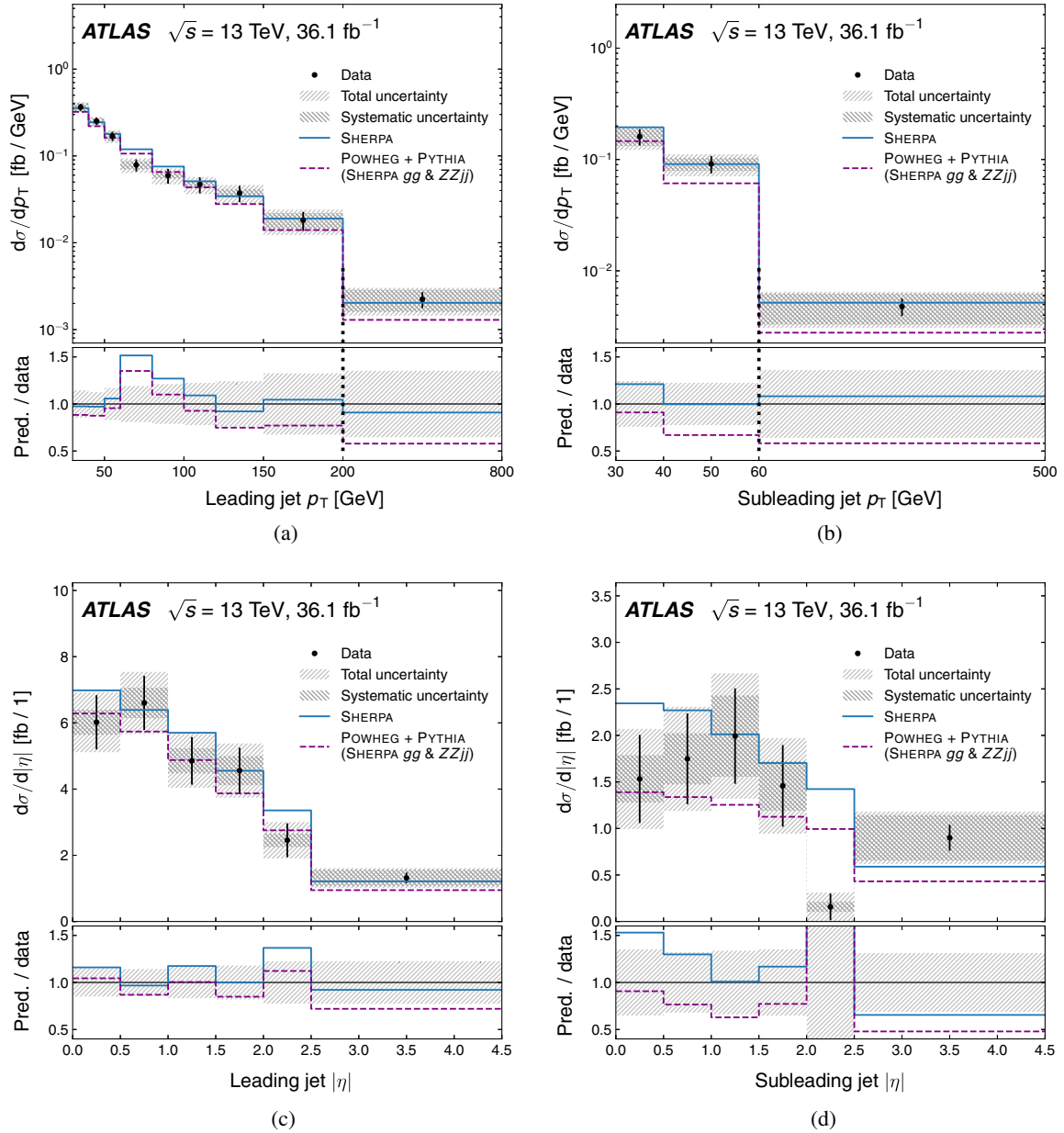


FIG. 14. Measured and predicted differential cross sections for the transverse momentum of the (a) leading- p_T and (b) subleading- p_T jets, as well as the absolute pseudorapidity of the (c) leading- p_T and (d) subleading- p_T jets. The statistical uncertainty of the measurement is shown as error bars, and shaded bands indicate the systematic uncertainty and the total uncertainty obtained by summing the statistical and systematic components in quadrature. The ratio plots only show the total uncertainty. Parton-showered SHERPA and POWHEG + PYTHIA predictions are shown. For better visualization, the last bin is shown using a different x -axis scale. The scale change is indicated by the dashed vertical line.

parton emission is included at the matrix-element level. SHERPA, however, includes up to three parton emissions at the matrix-element level, and exhibits good agreement with the measurements for these higher jet multiplicities. The central-jet multiplicity in Fig. 13(b) is an exception, as POWHEG + PYTHIA describes it slightly better than SHERPA. The most significant observed disagreement is the deficit in the bin $60 \text{ GeV} < \sum p_T < 90 \text{ GeV}$ of the jet scalar p_T sum. It has a local significance of 2.3 standard deviations

with respect to the SHERPA prediction, estimated from the corresponding bins in the measured distribution before unfolding.

Figure 14 shows the transverse momentum and absolute pseudorapidity of the leading- p_T and subleading- p_T jets. Within the relatively large uncertainties, SHERPA provides a good description of the kinematics. POWHEG + PYTHIA also describes the shapes of the $|\eta|$ distributions well, while its normalization is too low for the subleading- p_T jet. POWHEG

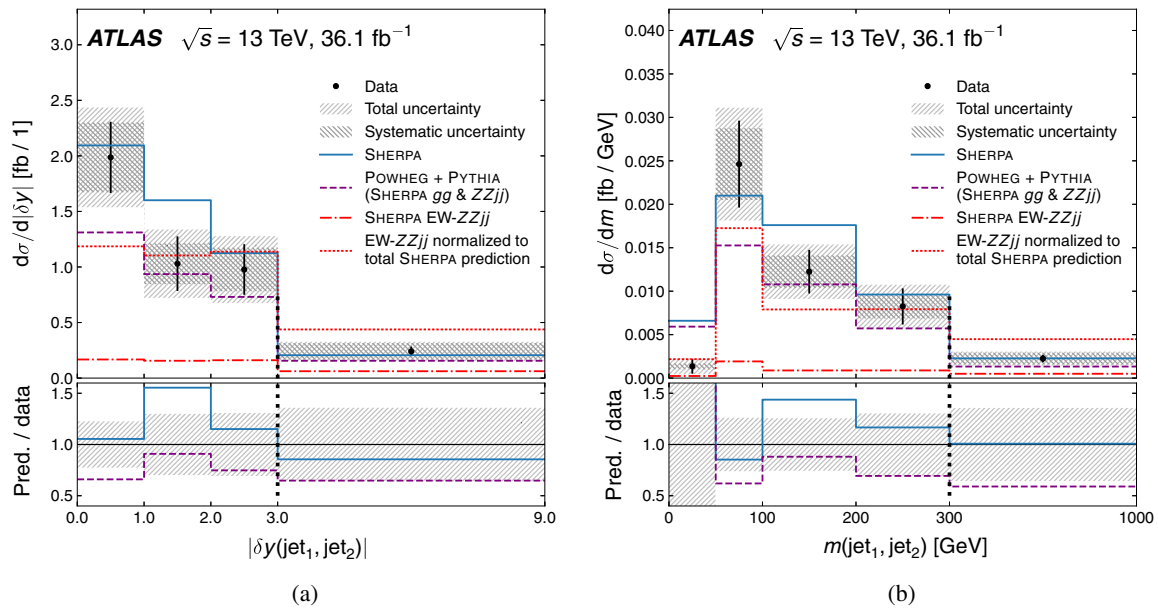


FIG. 15. Measured and predicted differential cross sections for (a) the absolute difference in rapidity between the two leading- p_T jets and (b) the invariant mass of the two leading- p_T jets. The statistical uncertainty of the measurement is shown as error bars, and shaded bands indicate the systematic uncertainty and the total uncertainty obtained by summing the statistical and systematic components in quadrature. The ratio plots only show the total uncertainty. Parton-showered SHERPA and POWHEG + PYTHIA predictions are shown. In addition to the process-inclusive predictions, the EW- $ZZjj$ production process predicted by SHERPA is shown separately. It is also shown normalized to the process-inclusive SHERPA prediction to facilitate shape comparisons between the EW- $ZZjj$ subprocess and the process-inclusive ZZ production. For better visualization, the last bin is shown using a different x -axis scale. The scale change is indicated by the dashed vertical line.

+ PYTHIA does not describe the p_T distribution of either the leading- p_T or subleading- p_T very well. A deficit of events is observed in the bin $2.0 < |\eta| < 2.5$ of the subleading- p_T jet. Its local significance with respect to the SHERPA prediction is estimated to be 3.2 standard deviations, based on the corresponding bins in the measured distribution before unfolding.

Figure 15 shows the rapidity difference and invariant mass of the two leading- p_T jets. The EW- $ZZjj$ production process predicted by SHERPA is shown separately, in addition to the process-inclusive predictions from SHERPA and POWHEG + PYTHIA. This contribution falls much less steeply towards higher values of the presented observables. The contribution from this process in the last bins in each distribution improves the agreement between prediction and measurement, demonstrating the importance of this process at these ends of the kinematic phase space.

X. SEARCH FOR ANOMALOUS TRIPLE GAUGE COUPLINGS

The search for aTGCs uses the reconstructed transverse momentum of the leading- p_T Z boson candidate (p_{T,Z_1}) to look for deviations of the data from the SM, as this variable is found to provide the highest sensitivity to their predicted effects. The four-lepton mass provides similar sensitivity, but is not used, because no dedicated calculation of NLO

EW corrections for $pp \rightarrow ZZ \rightarrow \ell^+ \ell^- \ell'^+ \ell'^-$ production binned in the four-lepton mass is available for the analysis.

The considered aTGC signal model uses an effective vertex function approach [89]. It includes two coupling strengths that violate charge-parity (CP) symmetry, f_4^γ and f_4^Z , as well as two CP -conserving ones, f_5^γ and f_5^Z . No unitarizing form factor is used, as the sensitivity of the measurement is well within the unitarity bounds.

The expected number of events N in the aTGC search is parametrized in terms of the coupling strengths, on which it depends both linearly and quadratically,

$$\begin{aligned}
 N(f_4^\gamma, f_4^Z, f_5^\gamma, f_5^Z) = & N_{\text{SM}} + f_4^\gamma N_{01} + f_4^Z N_{02} + f_5^\gamma N_{03} \\
 & + f_5^Z N_{04} + (f_4^\gamma)^2 N_{11} + f_4^\gamma f_4^Z N_{12} \\
 & + f_4^\gamma f_5^\gamma N_{13} + f_4^\gamma f_5^Z N_{14} \\
 & + (f_4^Z)^2 N_{22} + f_4^Z f_5^\gamma N_{23} + f_4^Z f_5^Z N_{24} \\
 & + (f_5^\gamma)^2 N_{33} + f_5^\gamma f_5^Z N_{34} \\
 & + (f_5^Z)^2 N_{44}, \tag{3}
 \end{aligned}$$

where N_{SM} is the SM expectation and the N_{ij} are yield coefficients that depend on the final-state particle momenta. To determine the coefficients N_{ij} , 2×10^5 events with aTGC are generated at LO with one fixed reference set of coupling strengths using SHERPA and the CT10 PDF set.

TABLE VI. Observed and predicted yields in bins of the transverse momentum of the leading- p_T Z boson candidate. All statistical and systematic uncertainties are included in the prediction uncertainties, including the uncertainty associated with the combination of NNLO QCD and NLO EW corrections for the SM $ZZ \rightarrow \ell^+ \ell^- \ell'^+ \ell'^-$ process.

p_{T,Z_1} range [GeV]	0–295	295–415	415–555	555–3000
Data	998	16	3	0
Total SM prediction	950 ± 40	10.6 ± 0.9	2.50 ± 0.33	1.18 ± 0.21
SM $ZZ \rightarrow \ell^+ \ell^- \ell'^+ \ell'^-$	930 ± 40	10.0 ± 0.9	2.34 ± 0.33	1.10 ± 0.21
Triboson, iiZ , $ZZ \rightarrow \tau^+ \tau^- [\ell^+ \ell^-, \tau^+ \tau^-]$	9.2 ± 2.8	0.43 ± 0.13	0.15 ± 0.05	0.078 ± 0.028
Misid. lepton background	12 ± 8	0.17 ± 0.11	<0.1	<0.1

Based on the kinematic properties of each event, the coefficients N_{ij} are extracted using a framework [90] based on the BHO program [91]. The yield for all other values of the coupling strengths can then be calculated using Eq. (3).

The SM prediction N_{SM} is constructed separately using the highest-order calculations available. The nominal SHERPA setup is used, except that the $q\bar{q}$ -initiated process is generated with POWHEG + PYTHIA and each event reweighted by NNLO QCD and NLO EW corrections binned in p_{T,Z_1} . The SM ZZ predictions, estimated backgrounds, as well as observed yields are shown in Table VI as a function of p_{T,Z_1} . These contributions are also shown in Fig. 16 together with two different aTGC predictions. The considered systematic uncertainties of the predictions

are the same as in the integrated cross-section measurement. An additional uncertainty associated with the combination of NNLO QCD and NLO EW corrections for the SM $ZZ \rightarrow \ell^+ \ell^- \ell'^+ \ell'^-$ process is assigned as described in Sec. VII, ranging from $\sim 1\%$ in the lowest to $\sim 10\%$ in the highest p_{T,Z_1} bin. The p_{T,Z_1} bins are optimized using the predictions to maximize the expected sensitivity.

The data are found to be consistent with the SM predictions, and no indication of aTGCs is observed. Confidence intervals of aTGC parameters are determined using the expected and observed yields in bins of p_{T,Z_1} as reconstructed by the detector.

A frequentist method [92] is used to find the 95% confidence level (CL) intervals for the aTGC parameters. The predicted and observed yields are assumed to follow Poissonian probability density functions, while the systematic uncertainties are treated as nuisance parameters constrained by Gaussian functions. The expected confidence intervals and their one- and two-standard-deviation confidence bands are established using many independent sets of randomly generated pseudodata following a Poisson distribution whose expectation value is the SM prediction in each bin.

Confidence intervals are set for each coupling strength individually, setting all others to zero, using 2500 sets of pseudodata. The expected and observed 95% CL intervals are listed in Table VII. The one-dimensional confidence intervals are more stringent than those derived in previous measurements by the ATLAS and CMS collaborations [14,15,19] and at the Tevatron and LEP colliders [20,21]. In addition, two-dimensional 95% CL intervals are obtained

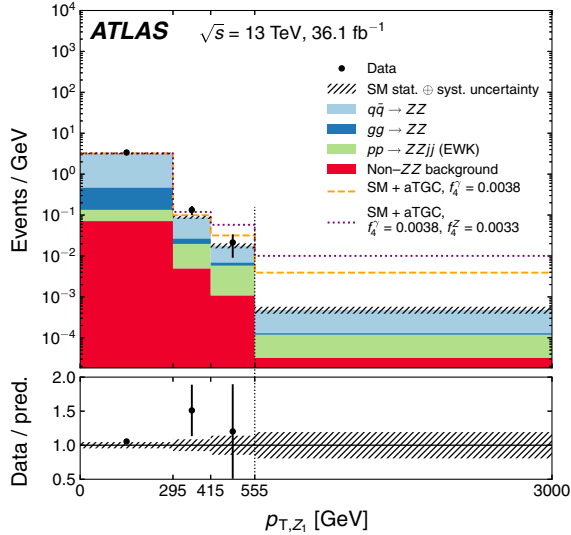


FIG. 16. Data and SM predictions as a function of the transverse momentum of the leading- p_T Z boson candidate. Also shown is the SM plus aTGC signal prediction with $f_4^Y = 3.8 \times 10^{-4}$ as well as with $f_4^Y = 3.8 \times 10^{-4}$ and $f_4^Z = 3.3 \times 10^{-4}$. In both cases all other aTGC coupling strengths are set to zero. The shaded band shows the total SM prediction uncertainty including the statistical and all systematic uncertainties. For better visualization, the last bin is shown using a different x-axis scale. The scale change is indicated by the dashed vertical line.

TABLE VII. One-dimensional expected and observed 95% CL intervals of the aTGC coupling strengths. Each limit is obtained setting all other aTGC coupling strengths to zero.

Coupling strength	Expected 95% CL [$\times 10^{-3}$]	Observed 95% CL [$\times 10^{-3}$]
f_4^Y	-2.4, 2.4	-1.8, 1.8
f_4^Z	-2.1, 2.1	-1.5, 1.5
f_5^Y	-2.4, 2.4	-1.8, 1.8
f_5^Z	-2.0, 2.0	-1.5, 1.5

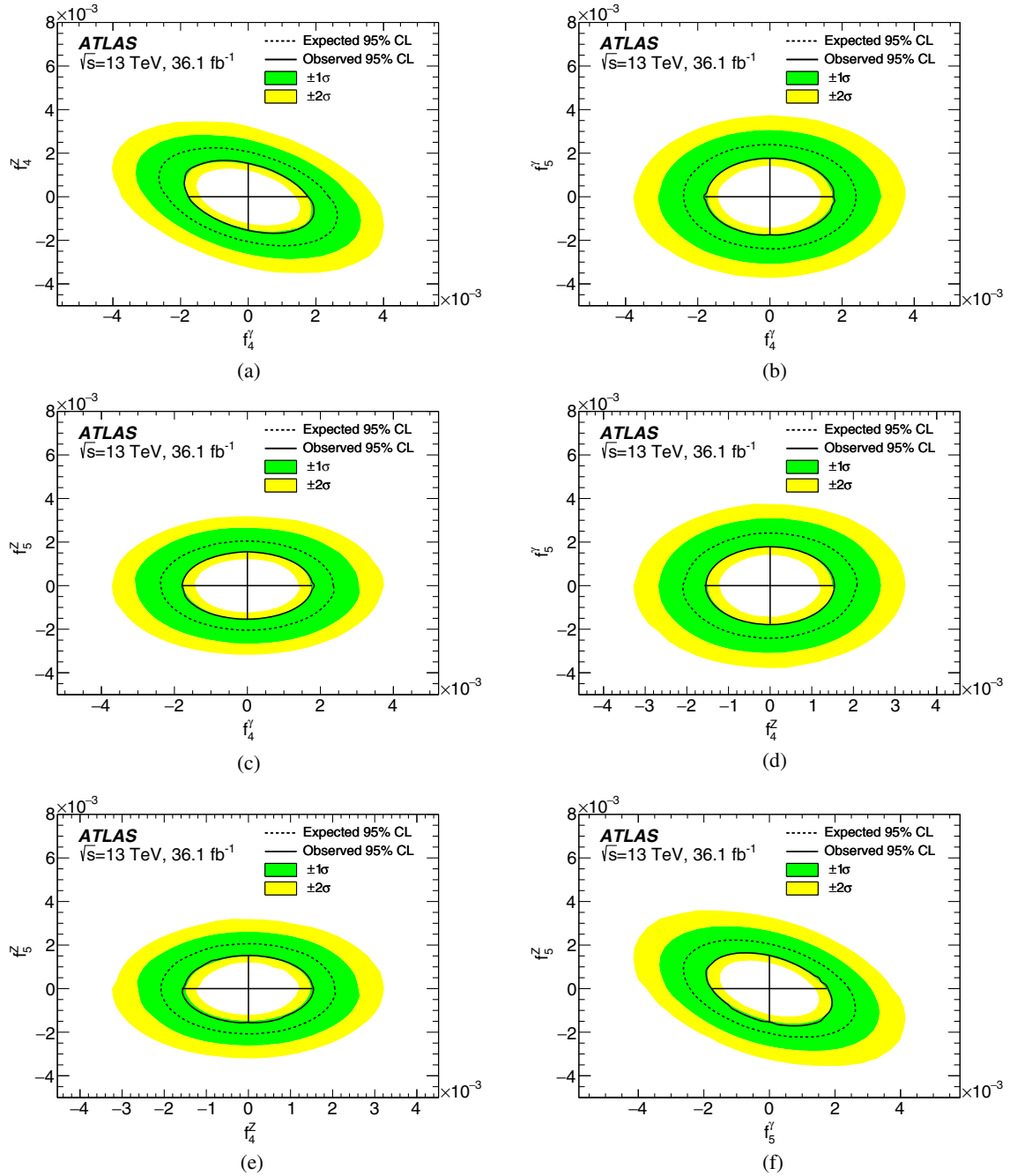


FIG. 17. Observed and expected two-dimensional 95% CL intervals in planes of different pairs of aTGC coupling strengths. The aTGC coupling strengths other than those shown are set to zero. The black straight lines indicate the observed one-dimensional confidence intervals at 95% CL.

by allowing pairs of aTGC parameters to vary simultaneously, while setting the others to zero, using 26000 sets of pseudodata. They are shown in Fig. 17. No significant deviations from the SM are observed.

Confidence intervals are also provided for parameters of the effective field theory (EFT) in Ref. [93], which includes four dimension-8 operators describing aTGC interactions of neutral gauge bosons. The coefficients of the operators are denoted $C_{\bar{B}W}/\Lambda^4$, C_{BW}/Λ^4 , C_{WW}/Λ^4 ,

TABLE VIII. One-dimensional expected and observed 95% CL intervals of EFT parameters using the transformation from Ref. [94]. Each limit is obtained setting all other EFT parameters to zero.

EFT parameter	Expected 95% CL [TeV^{-4}]	Observed 95% CL [TeV^{-4}]
$C_{\bar{B}W}/\Lambda^4$	-8.1, 8.1	-5.9, 5.9
C_{WW}/Λ^4	-4.0, 4.0	-3.0, 3.0
C_{BW}/Λ^4	-4.4, 4.4	-3.3, 3.3
C_{BB}/Λ^4	-3.7, 3.7	-2.7, 2.8

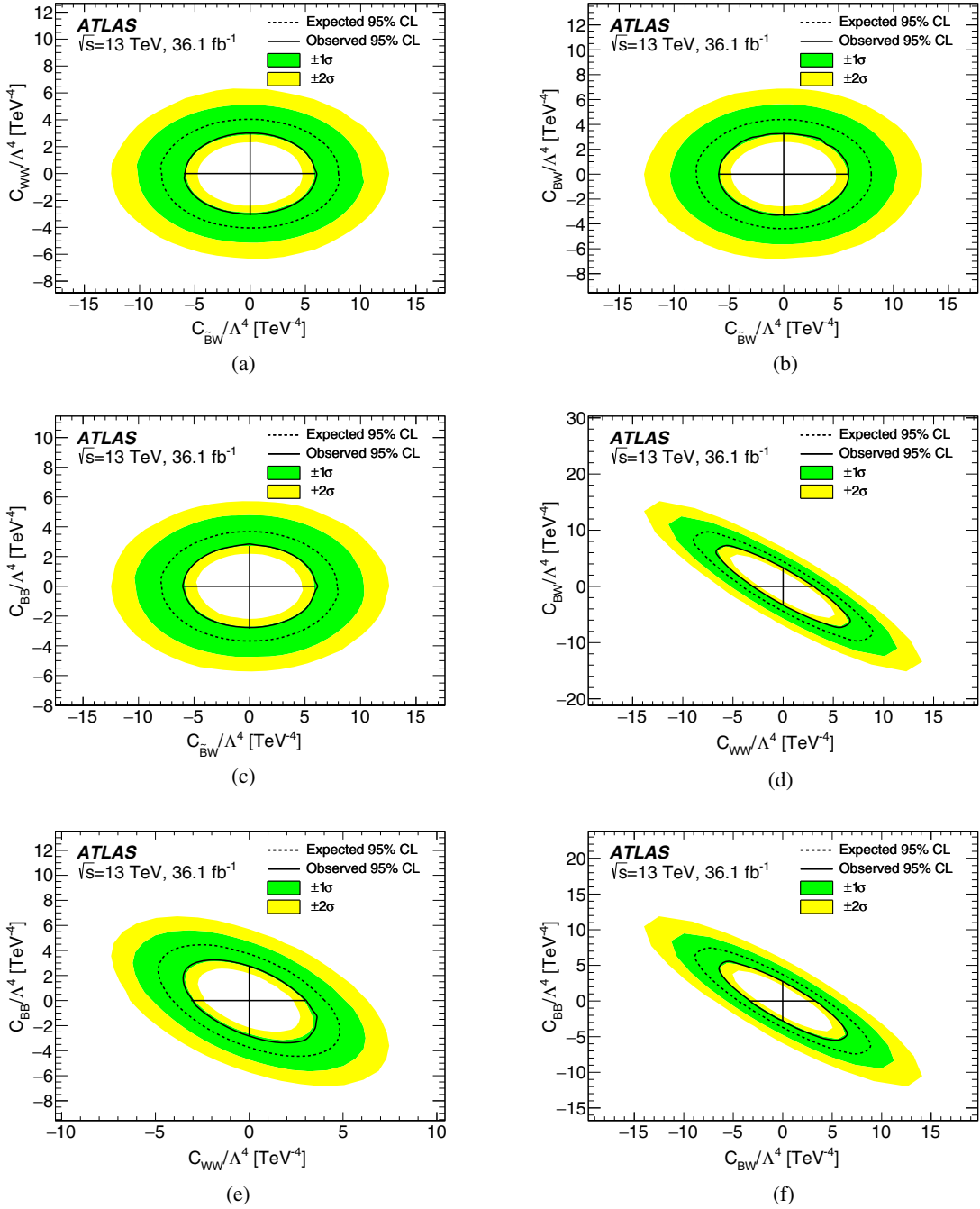


FIG. 18. Observed and expected two-dimensional 95% CL intervals in planes of different pairs of EFT parameters using the transformation from Ref. [94]. The EFT parameters other than those shown are set to zero. The black straight lines indicate the observed one-dimensional confidence intervals at 95% CL.

and C_{BB}/Λ^4 , where Λ is the energy scale of the new physics described by the EFT. They can be linearly related to the parameters f_4^V , f_4^Z , f_5^V , and f_5^Z as described in Ref. [94]. Thus Eq. (3) can be reformulated in terms of the EFT coefficients and confidence intervals set in the same way as for the coupling strengths. The resulting one-dimensional EFT confidence intervals are given in Table VIII.

Two-dimensional EFT confidence intervals are shown in Fig. 18.

XI. CONCLUSION

The production of pairs of Z bosons is studied in the $ZZ \rightarrow \ell^+ \ell^- \ell'^+ \ell'^-$ channel in 13 TeV proton–proton collisions produced at the LHC and recorded with the

ATLAS detector, using data corresponding to an integrated luminosity of $36.1 \pm 1.1 \text{ fb}^{-1}$. Integrated fiducial cross sections are measured separately in the three decay channels $4e$, $2e2\mu$, and 4μ as well as in their combination. They are found to agree well with NNLO SM predictions with NLO QCD corrections for the gg -initiated production process as well as NLO EW corrections applied. The combined cross section is extrapolated to a total phase space and all SM Z boson decays. Differential cross sections are measured for 20 observables. They are compared to NLO predictions with parton shower, to fixed-order NNLO predictions, and to fixed-order predictions from calculations at the highest known orders for the different subprocesses (NNLO $pp \rightarrow ZZ$, NLO $gg \rightarrow ZZ$, NLO EW corrections, electroweak $pp \rightarrow ZZjj$). In general, the predictions describe the observables reasonably well. Using the transverse momentum of the leading- p_T Z boson candidate, confidence intervals are obtained for parameters of aTGCs forbidden at tree level in the SM, both parametrized as aTGC coupling strengths and in an effective field theory approach. No significant deviations from the SM are observed.

ACKNOWLEDGMENTS

We thank CERN for the very successful operation of the LHC, as well as the support staff from our institutions without whom ATLAS could not be operated efficiently. We acknowledge the support of ANPCyT, Argentina; YerPhI, Armenia; ARC, Australia; BMWFW and FWF, Austria; ANAS, Azerbaijan; SSTC, Belarus; CNPq and FAPESP, Brazil; NSERC, NRC and CFI, Canada; CERN; CONICYT, Chile; CAS, MOST and NSFC, China; COLCIENCIAS, Colombia; MSMT CR, MPO CR and VSC CR, Czech Republic; DNRF and DNSRC, Denmark; IN2P3-CNRS, CEA-DRF/IRFU, France;

SRNSF, Georgia; BMBF, HGF, and MPG, Germany; GSRT, Greece; RGC, Hong Kong SAR, China; ISF, I-CORE and Benozziyo Center, Israel; INFN, Italy; MEXT and JSPS, Japan; CNRST, Morocco; NWO, Netherlands; RCN, Norway; MNiSW and NCN, Poland; FCT, Portugal; MNE/IFA, Romania; MES of Russia and NRC KI, Russian Federation; JINR; MESTD, Serbia; MSSR, Slovakia; ARRS and MIZŠ, Slovenia; DST/NRF, South Africa; MINECO, Spain; SRC and Wallenberg Foundation, Sweden; SERI, SNSF and Cantons of Bern and Geneva, Switzerland; MOST, Taiwan; TAEK, Turkey; STFC, United Kingdom; DOE and NSF, United States of America. In addition, individual groups and members have received support from BCKDF, the Canada Council, CANARIE, CRC, Compute Canada, FQRNT, and the Ontario Innovation Trust, Canada; EPLANET, ERC, ERDF, FP7, Horizon 2020 and Marie Skłodowska-Curie Actions, European Union; Investissements d’Avenir Labex and IDEX, ANR, Région Auvergne and Fondation Partager le Savoir, France; DFG and AvH Foundation, Germany; Herakleitos, Thales and Aristeia programmes co-financed by EU-ESF and the Greek NSRF; BSF, GIF and Minerva, Israel; BRF, Norway; CERCA Programme Generalitat de Catalunya, Generalitat Valenciana, Spain; the Royal Society and Leverhulme Trust, United Kingdom. The crucial computing support from all WLCG partners is acknowledged gratefully, in particular from CERN, the ATLAS Tier-1 facilities at TRIUMF (Canada), NDGF (Denmark, Norway, Sweden), CC-IN2P3 (France), KIT/GridKA (Germany), INFN-CNAF (Italy), NL-T1 (Netherlands), PIC (Spain), ASGC (Taiwan), RAL (UK) and BNL (USA), the Tier-2 facilities worldwide and large non-WLCG resource providers. Major contributors of computing resources are listed in Ref. [95].

-
- [1] L. Evans and P. Bryant, LHC machine, *J. Instrum.* **3**, S08001 (2008).
 - [2] M. Grazzini, S. Kallweit, and D. Rathlev, ZZ production at the LHC: fiducial cross sections and distributions in NNLO QCD, *Phys. Lett. B* **750**, 407 (2015).
 - [3] F. Caola, K. Melnikov, R. Röntsch, and L. Tancredi, QCD corrections to ZZ production in gluon fusion at the LHC, *Phys. Rev. D* **92**, 094028 (2015).
 - [4] ATLAS Collaboration, Measurements of the Total and Differential Higgs Boson Production Cross Sections Combining the $H \rightarrow \gamma\gamma$ and $H \rightarrow ZZ^* \rightarrow 4\ell$ Decay Channels at $\sqrt{s} = 8 \text{ TeV}$ with the ATLAS Detector, *Phys. Rev. Lett.* **115**, 091801 (2015).
 - [5] ATLAS Collaboration, Constraints on the off-shell Higgs boson signal strength in the high-mass ZZ and WW final states with the ATLAS detector, *Eur. Phys. J. C* **75**, 335 (2015).
 - [6] CMS Collaboration, Limits on the Higgs boson lifetime and width from its decay to four charged leptons, *Phys. Rev. D* **92**, 072010 (2015).
 - [7] CMS Collaboration, Measurement of differential and integrated fiducial cross sections for Higgs boson production in the four-lepton decay channel in pp collisions at $\sqrt{s} = 7$ and 8 TeV , *J. High Energy Phys.* 04 (2016) 005.
 - [8] ATLAS Collaboration, Search for an additional, heavy Higgs boson in the $H \rightarrow ZZ$ decay channel at $\sqrt{s} = 8 \text{ TeV}$ in pp

- collision data with the ATLAS detector, *Eur. Phys. J. C* **76**, 45 (2016).
- [9] CMS Collaboration, Search for a Higgs boson in the mass range from 145 to 1000 GeV decaying to a pair of W or Z bosons, *J. High Energy Phys.* **10** (2015) 144.
- [10] ATLAS Collaboration, Searches for heavy diboson resonances in pp collisions at $\sqrt{s} = 13$ TeV with the ATLAS detector, *J. High Energy Phys.* **09** (2016) 173.
- [11] CMS Collaboration, Search for massive resonances decaying into WW , WZ or ZZ bosons in proton–proton collisions at $\sqrt{s} = 13$ TeV, *J. High Energy Phys.* **03** (2017) 162.
- [12] U. Baur and D. L. Rainwater, Probing neutral gauge boson self-interactions in ZZ production at hadron colliders, *Phys. Rev. D* **62**, 113011 (2000).
- [13] ATLAS Collaboration, Measurement of ZZ production in pp collisions at $\sqrt{s} = 7$ TeV and limits on anomalous ZZZ and $ZZ\gamma$ couplings with the ATLAS detector, *J. High Energy Phys.* **03** (2013) 128.
- [14] CMS Collaboration, Measurement of the $pp \rightarrow ZZ$ production cross section and constraints on anomalous triple gauge couplings in four-lepton final states at $\sqrt{s} = 8$ TeV, *Phys. Lett. B* **740**, 250 (2015).
- [15] ATLAS Collaboration, Measurement of the ZZ production cross section in proton–proton collisions at $\sqrt{s} = 8$ TeV using the $ZZ \rightarrow \ell^-\ell^+\ell^-\ell^+$ and $ZZ \rightarrow \ell^-\ell^+\nu\bar{\nu}$ decay channels with the ATLAS detector, *J. High Energy Phys.* **01** (2017) 099.
- [16] CMS Collaboration, Measurement of the ZZ production cross section and search for anomalous couplings in $2\ell 2\ell'$ final states in pp collisions at $\sqrt{s} = 7$ TeV, *J. High Energy Phys.* **01** (2013) 063.
- [17] ATLAS Collaboration, Measurement of the ZZ Production Cross Section in pp Collisions at $\sqrt{s} = 13$ TeV with the ATLAS Detector, *Phys. Rev. Lett.* **116**, 101801 (2016).
- [18] CMS Collaboration, Measurement of the ZZ production cross section and $Z \rightarrow \ell^+\ell^-\ell^+\ell^-$ branching fraction in pp collisions at $\sqrt{s} = 13$ TeV, *Phys. Lett. B* **763**, 280 (2016).
- [19] CMS Collaboration, Measurements of the ZZ production cross sections in the $2\ell 2\nu$ channel in proton–proton collisions at $\sqrt{s} = 7$ and 8 TeV and combined constraints on triple gauge couplings, *Eur. Phys. J. C* **75**, 511 (2015).
- [20] V. M. Abazov *et al.* (D0 Collaboration), Search for ZZ and $Z\gamma^*$ Production in $p\bar{p}$ Collisions at $\sqrt{s} = 1.96$ TeV and Limits on Anomalous ZZZ and $ZZ\gamma^*$ Couplings, *Phys. Rev. Lett.* **100**, 131801 (2008).
- [21] J. Alcaraz *et al.* (ALEPH, DELPHI, L3, and OPAL Collaborations, LEP Electroweak Working Group), A combination of preliminary electroweak measurements and constraints on the standard model, [arXiv:hep-ex/0612034](https://arxiv.org/abs/hep-ex/0612034).
- [22] ATLAS Collaboration, The ATLAS Experiment at the CERN Large Hadron Collider, *J. Instrum.* **3**, S08003 (2008).
- [23] ATLAS Collaboration, Report No. ATLAS-TDR-19, 2010, url: <https://cds.cern.ch/record/1291633>; Report No. ATLAS-TDR-19-ADD-1, 2012, URL: <https://cds.cern.ch/record/1451888>.
- [24] ATLAS Collaboration, Performance of the ATLAS trigger system in 2015, *Eur. Phys. J. C* **77**, 317 (2017).
- [25] H.-L. Lai, M. Guzzi, J. Huston, Z. Li, P. M. Nadolsky, J. Pumplin, and C.-P. Yuan, New parton distributions for collider physics, *Phys. Rev. D* **82**, 074024 (2010).
- [26] T. Gleisberg, S. Höche, F. Krauss, M. Schönherr, S. Schumann, F. Siegert, and J. Winter, Event generation with SHERPA 1.1, *J. High Energy Phys.* **02** (2009) 007.
- [27] S. Höche, F. Krauss, S. Schumann, and F. Siegert, QCD matrix elements and truncated showers, *J. High Energy Phys.* **05** (2009) 053.
- [28] T. Gleisberg and S. Höche, Comix, a new matrix element generator, *J. High Energy Phys.* **12** (2008) 039.
- [29] S. Schumann and F. Krauss, A parton shower algorithm based on Catani-Seymour dipole factorisation, *J. High Energy Phys.* **03** (2008) 038.
- [30] M. Schönherr and F. Krauss, Soft photon radiation in particle decays in SHERPA, *J. High Energy Phys.* **12** (2008) 018.
- [31] F. Cascioli, P. Maierhöfer, and S. Pozzorini, Scattering Amplitudes with Open Loops, *Phys. Rev. Lett.* **108**, 111601 (2012).
- [32] S. Höche, F. Krauss, M. Schönherr, and F. Siegert, QCD matrix elements + parton showers: The NLO case, *J. High Energy Phys.* **04** (2013) 027.
- [33] R. D. Ball *et al.*, Parton distributions for the LHC Run II, *J. High Energy Phys.* **04** (2015) 040.
- [34] P. Nason, A new method for combining NLO QCD with shower Monte Carlo algorithms, *J. High Energy Phys.* **11** (2004) 040.
- [35] S. Frixione, P. Nason, and C. Oleari, Matching NLO QCD computations with parton shower simulations: the POWHEG method, *J. High Energy Phys.* **11** (2007) 070.
- [36] S. Alioli, P. Nason, C. Oleari, and E. Re, A general framework for implementing NLO calculations in shower Monte Carlo programs: The POWHEG BOX, *J. High Energy Phys.* **06** (2010) 043.
- [37] T. Melia, P. Nason, R. Rötsch, and G. Zanderighi, W^+W^- , WZ and ZZ production in the POWHEG-BOX, *J. High Energy Phys.* **11** (2011) 078.
- [38] P. Nason and G. Zanderighi, W^+W^- , WZ and ZZ production in the POWHEG-BOX-V2, *Eur. Phys. J. C* **74**, 2702 (2014).
- [39] T. Sjöstrand, S. Mrenna, and P. Skands, PYTHIA 6.4 physics and manual, *J. High Energy Phys.* **05** (2006) 026.
- [40] T. Sjöstrand, S. Mrenna, and P. Skands, A brief introduction to PYTHIA 8.1, *Comput. Phys. Commun.* **178**, 852 (2008).
- [41] ATLAS Collaboration, Measurement of the Z/γ^* boson transverse momentum distribution in pp collisions at $\sqrt{s} = 7$ TeV with the ATLAS detector, *J. High Energy Phys.* **09** (2014) 145.
- [42] J. Alwall, R. Frederix, S. Frixione, V. Hirschi, F. Maltoni, O. Mattelaer, H.-S. Shao, T. Stelzer, P. Torrielli, and M. Zaro, The automated computation of tree-level and next-to-leading order differential cross sections, and their matching to parton shower simulations, *J. High Energy Phys.* **07** (2014) 079.
- [43] R. D. Ball *et al.*, Parton distributions with LHC data, *Nucl. Phys.* **B867**, 244 (2013).
- [44] ATLAS Collaboration, Report No. ATL-PHYS-PUB-2014-021, 2014, url: <https://cds.cern.ch/record/1966419>.

- [45] A. D. Martin, W. J. Stirling, R. S. Thorne, and G. Watt, Parton distributions for the LHC, *Eur. Phys. J. C* **63**, 189 (2009).
- [46] ATLAS Collaboration, Report No. ATL-PHYS-PUB-2012-003, 2012, url: <https://cds.cern.ch/record/1474107>.
- [47] ATLAS Collaboration, The ATLAS simulation infrastructure, *Eur. Phys. J. C* **70**, 823 (2010).
- [48] S. Agostinelli *et al.*, GEANT4—A simulation toolkit, *Nucl. Instrum. Methods Phys. Res., Sect. A* **506**, 250 (2003).
- [49] ATLAS Collaboration, Electron efficiency measurements with the ATLAS detector using 2012 LHC proton–proton collision data, *Eur. Phys. J. C* **77**, 195 (2017).
- [50] ATLAS Collaboration, Muon reconstruction performance of the ATLAS detector in proton–proton collision data at $\sqrt{s} = 13$ TeV, *Eur. Phys. J. C* **76**, 292 (2016).
- [51] ATLAS Collaboration, Report No. ATL-PHYS-PUB-2016-015, 2016, url: <https://cds.cern.ch/record/2203514>.
- [52] F. Cascioli, T. Gehrmann, M. Grazzini, S. Kallweit, P. Maierhöfer, A. von Manteuffel, S. Pozzorini, D. Rathlev, L. Tancredi, and E. Weihs, ZZ production at hadron colliders in NNLO QCD, *Phys. Lett. B* **735**, 311 (2014).
- [53] F. Jegerlehner, *Renormalization Scheme Dependence of Electroweak Radiative Corrections* (Springer, New York, 1990), p. 185.
- [54] J. M. Campbell and R. K. Ellis, An update on vector boson pair production at hadron colliders, *Phys. Rev. D* **60**, 113006 (1999).
- [55] B. Biedermann, A. Denner, S. Dittmaier, L. Hofer, and B. Jäger, Next-to-leading-order electroweak corrections to the production of four charged leptons at the LHC, *J. High Energy Phys.* **01** (2017) 033.
- [56] B. Biedermann, A. Denner, S. Dittmaier, L. Hofer, and B. Jäger, Electroweak Corrections to $pp \rightarrow \mu^+\mu^-e^+e^- + X$ at the LHC: A Higgs Background Study, *Phys. Rev. Lett.* **116**, 161803 (2016).
- [57] ATLAS Collaboration, Report No. ATL-PHYS-PUB-2015-013, 2015, url: <https://cds.cern.ch/record/2022743>.
- [58] C. Patrignani *et al.*, Review of particle physics, *Chin. Phys. C* **40**, 100001 (2016).
- [59] M. Cacciari, G. P. Salam, and G. Soyez, The anti- k_t jet clustering algorithm, *J. High Energy Phys.* **04** (2008) 063.
- [60] M. Cacciari, G. P. Salam, and G. Soyez, FastJet user manual, *Eur. Phys. J. C* **72**, 1896 (2012).
- [61] ATLAS Collaboration, Measurement of hard double-parton interactions in $W(\rightarrow l\nu) + 2$ jet events at $\sqrt{s} = 7$ TeV with the ATLAS detector, *New J. Phys.* **15**, 033038 (2013).
- [62] J. Alitti *et al.* (UA2 Collaboration), A study of multi-jet events at the CERN pp collider and a search for double parton scattering, *Phys. Lett. B* **268**, 145 (1991).
- [63] CDF Collaboration, Study of four jet events and evidence for double parton interactions in $p\bar{p}$ collisions at $\sqrt{s} = 1.8$ TeV, *Phys. Rev. D* **47**, 4857 (1993).
- [64] F. Abe *et al.* (CDF Collaboration), Double parton scattering in $p\bar{p}$ collisions at $\sqrt{s} = 1.8$ TeV, *Phys. Rev. D* **56**, 3811 (1997).
- [65] V. M. Abazov *et al.* (D0 Collaboration), Double parton interactions in $\gamma + 3$ jet events in $p\bar{p}$ collisions $\sqrt{s} = 1.96$ TeV, *Phys. Rev. D* **81**, 052012 (2010).
- [66] ATLAS Collaboration, Study of hard double-parton scattering in four-jet events in pp collisions at $\sqrt{s} = 7$ TeV with the ATLAS experiment, *J. High Energy Phys.* **11** (2016) 110.
- [67] R. Aaij *et al.* (LHCb Collaboration), Observation of double charm production involving open charm in pp collisions at $\sqrt{s} = 7$ TeV, *J. High Energy Phys.* **06** (2012) 141; Addendum, *J. High Energy Phys.* **03** (2014) 108.
- [68] CMS Collaboration, Study of double parton scattering using $W + 2$ -jet events in proton-proton collisions at $\sqrt{s} = 7$ TeV, *J. High Energy Phys.* **03** (2014) 032.
- [69] V. M. Abazov *et al.* (D0 Collaboration), Double parton interactions in $\gamma + 3$ jet and $\gamma + b/c$ jet + 2 jet events in $p\bar{p}$ collisions at $\sqrt{s} = 1.96$ TeV, *Phys. Rev. D* **89**, 072006 (2014).
- [70] ATLAS Collaboration, Report No. ATL-PHYS-PUB-2015-026, 2015, url: <https://cds.cern.ch/record/2037717>.
- [71] ATLAS Collaboration, Report No. ATLAS-CONF-2015-029, 2015, url: <https://cds.cern.ch/record/2037702>.
- [72] ATLAS Collaboration, Topological cell clustering in the ATLAS calorimeters and its performance in LHC Run 1, *Eur. Phys. J. C* **77**, 490 (2017).
- [73] ATLAS Collaboration, Report No. ATL-PHYS-PUB-2015-036, 2015, url: <https://cds.cern.ch/record/2044564>.
- [74] ATLAS Collaboration, Jet energy scale measurements and their systematic uncertainties in proton-proton collisions at $\sqrt{s} = 13$ TeV with the ATLAS detector, *Phys. Rev. D* **96**, 072002 (2017).
- [75] ATLAS Collaboration, Report No. ATLAS-CONF-2014-018, 2014, url: <https://cds.cern.ch/record/1700870>.
- [76] ATLAS Collaboration, Report No. ATL-PHYS-PUB-2015-034, 2015, url: <https://cds.cern.ch/record/2042098>.
- [77] ATLAS Collaboration, Measurement of the Inelastic Proton–Proton Cross Section at $\sqrt{s} = 13$ TeV with the ATLAS Detector at the LHC, *Phys. Rev. Lett.* **117**, 182002 (2016).
- [78] ATLAS Collaboration, Improved luminosity determination in pp collisions at $\sqrt{s} = 7$ TeV using the ATLAS detector at the LHC, *Eur. Phys. J. C* **73**, 2518 (2013).
- [79] J. Butterworth *et al.*, PDF4LHC recommendations for LHC Run II, *J. Phys. G* **43**, 023001 (2016).
- [80] L. A. Harland-Lang, A. D. Martin, P. Motylinski, and R. S. Thorne, Parton distributions in the LHC era: MMHT 2014 PDFs, *Eur. Phys. J. C* **75**, 204 (2015).
- [81] S. Gieseke, T. Kasprzik, and J. H. Kühn, Vector-boson pair production and electroweak corrections in HERWIG++, *Eur. Phys. J. C* **74**, 2988 (2014).
- [82] S. Schael *et al.* (ALEPH, DELPHI, L3, and OPAL Collaborations, LEP Electroweak Working Group, SLD Electroweak Group, SLD Heavy Flavour Group), Precision electroweak measurements on the Z resonance, *Phys. Rep.* **427**, 257 (2006).
- [83] ATLAS Collaboration, Precision measurement and interpretation of inclusive W^+ , W^- and Z/γ^* production cross sections with the ATLAS detector, *Eur. Phys. J. C* **77**, 367 (2016).
- [84] T. Aaltonen *et al.* (CDF Collaboration), Measurement of the ZZ production cross section using the full CDF II data set, *Phys. Rev. D* **89**, 112001 (2014).
- [85] V. M. Abazov *et al.* (D0 Collaboration), A measurement of the WZ and ZZ production cross sections using leptonic final states in 8.6 fb^{-1} of $p\bar{p}$ collisions, *Phys. Rev. D* **85**, 112005 (2012).

- [86] CMS Collaboration, Measurement of the ZZ production cross section and $Z \rightarrow \ell^+ \ell^- \ell'^+ \ell'^-$ branching fraction in pp collisions at $\sqrt{s} = 13$ TeV, *Phys. Lett. B* **763**, 280 (2016).
- [87] G. D'Agostini, A multidimensional unfolding method based on Bayes' theorem, *Nucl. Instrum. Methods Phys. Res., Sect. A* **362**, 487 (1995).
- [88] B. Malaescu, An iterative, dynamically stabilized method of data unfolding, [arXiv:0907.3791](https://arxiv.org/abs/0907.3791).
- [89] U. Baur and D. L. Rainwater, Probing neutral gauge boson selfinteractions in ZZ production at the Tevatron, *Int. J. Mod. Phys. A* **16**, 315 (2001).
- [90] G. Bella, Weighting di-boson Monte Carlo events in hadron colliders, [arXiv:0803.3307](https://arxiv.org/abs/0803.3307).
- [91] U. Baur, T. Han, and J. Ohnemus, QCD corrections and anomalous couplings in $Z\gamma$ production at hadron colliders, *Phys. Rev. D* **57**, 2823 (1998).
- [92] G. J. Feldman and R. D. Cousins, A unified approach to the classical statistical analysis of small signals, *Phys. Rev. D* **57**, 3873 (1998).
- [93] C. Degrande, N. Greiner, W. Kilian, O. Mattelaer, H. Mebane, T. Stelzer, S. Willenbrock, and C. Zhang, Effective field theory: a modern approach to anomalous couplings, *Ann. Phys. (Berlin)* **335**, 21 (2013).
- [94] C. Degrande, A basis of dimension-eight operators for anomalous neutral triple gauge boson interactions, *J. High Energy Phys.* **02** (2014) 101.
- [95] ATLAS Collaboration, Report No. ATL-GEN-PUB-2016-002, url: <https://cds.cern.ch/record/2202407>.

M. Aaboud,^{137d} G. Aad,⁸⁸ B. Abbott,¹¹⁵ O. Abidinov,^{12,a} B. Abeloos,¹¹⁹ S. H. Abidi,¹⁶¹ O. S. AbouZeid,¹³⁹ N. L. Abraham,¹⁵¹ H. Abramowicz,¹⁵⁵ H. Abreu,¹⁵⁴ R. Abreu,¹¹⁸ Y. Abulaiti,^{148a,148b} B. S. Acharya,^{167a,167b,b} S. Adachi,¹⁵⁷ L. Adamczyk,^{41a} J. Adelman,¹¹⁰ M. Adersberger,¹⁰² T. Adye,¹³³ A. A. Affolder,¹³⁹ Y. Afik,¹⁵⁴ T. Agatonovic-Jovin,¹⁴ C. Agheorghiesei,^{28c} J. A. Aguilar-Saavedra,^{128a,128f} S. P. Ahlen,²⁴ F. Ahmadov,^{68,c} G. Aielli,^{135a,135b} S. Akatsuka,⁷¹ H. Akerstedt,^{148a,148b} T. P. A. Åkesson,⁸⁴ E. Akilli,⁵² A. V. Akimov,⁹⁸ G. L. Alberghi,^{22a,22b} J. Albert,¹⁷² P. Albicocco,⁵⁰ M. J. Alconada Verzini,⁷⁴ S. C. Alderweireldt,¹⁰⁸ M. Aleksa,³² I. N. Aleksandrov,⁶⁸ C. Alexa,^{28b} G. Alexander,¹⁵⁵ T. Alexopoulos,¹⁰ M. Alhroob,¹¹⁵ B. Ali,¹³⁰ M. Aliev,^{76a,76b} G. Alimonti,^{94a} J. Alison,³³ S. P. Alkire,³⁸ B. M. M. Allbrooke,¹⁵¹ B. W. Allen,¹¹⁸ P. P. Allport,¹⁹ A. Aloisio,^{106a,106b} A. Alonso,³⁹ F. Alonso,⁷⁴ C. Alpigiani,¹⁴⁰ A. A. Alshehri,⁵⁶ M. I. Alstady,⁸⁸ B. Alvarez Gonzalez,³² D. Álvarez Piqueras,¹⁷⁰ M. G. Alviggi,^{106a,106b} B. T. Amadio,¹⁶ Y. Amaral Coutinho,^{26a} C. Amelung,²⁵ D. Amidei,⁹² S. P. Amor Dos Santos,^{128a,128c} S. Amoroso,³² G. Amundsen,²⁵ C. Anastopoulos,¹⁴¹ L. S. Ancu,⁵² N. Andari,¹⁹ T. Andeen,¹¹ C. F. Anders,^{60b} J. K. Anders,⁷⁷ K. J. Anderson,³³ A. Andreazza,^{94a,94b} V. Andrei,^{60a} S. Angelidakis,³⁷ I. Angelozzi,¹⁰⁹ A. Angerami,³⁸ A. V. Anisenkov,^{111,d} N. Anjos,¹³ A. Annovi,^{126a,126b} C. Antel,^{60a} M. Antonelli,⁵⁰ A. Antonov,^{100,a} D. J. Antrim,¹⁶⁶ F. Anulli,^{134a} M. Aoki,⁶⁹ L. Aperio Bella,³² G. Arabidze,⁹³ Y. Arai,⁶⁹ J. P. Araque,^{128a} V. Araujo Ferraz,^{26a} A. T. H. Arce,⁴⁸ R. E. Ardell,⁸⁰ F. A. Arduh,⁷⁴ J-F. Arguin,⁹⁷ S. Argyropoulos,⁶⁶ M. Arik,^{20a} A. J. Armbruster,³² L. J. Armitage,⁷⁹ O. Arnaez,¹⁶¹ H. Arnold,⁵¹ M. Arratia,³⁰ O. Arslan,²³ A. Artamonov,^{99,a} G. Artoni,¹²² S. Artz,⁸⁶ S. Asai,¹⁵⁷ N. Asbah,⁴⁵ A. Ashkenazi,¹⁵⁵ L. Asquith,¹⁵¹ K. Assamagan,²⁷ R. Astalos,^{146a} M. Atkinson,¹⁶⁹ N. B. Atlay,¹⁴³ K. Augsten,¹³⁰ G. Avolio,³² B. Axen,¹⁶ M. K. Ayoub,¹¹⁹ G. Azuelos,^{97,e} A. E. Baas,^{60a} M. J. Baca,¹⁹ H. Bachacou,¹³⁸ K. Bachas,^{76a,76b} M. Backes,¹²² P. Bagnaia,^{134a,134b} M. Bahmani,⁴² H. Bahrasemani,¹⁴⁴ J. T. Baines,¹³³ M. Bajic,³⁹ O. K. Baker,¹⁷⁹ E. M. Baldin,^{111,d} P. Balek,¹⁷⁵ F. Balli,¹³⁸ W. K. Balunas,¹²⁴ E. Banas,⁴² A. Bandyopadhyay,²³ Sw. Banerjee,^{176,f} A. A. E. Bannoura,¹⁷⁸ L. Barak,¹⁵⁵ E. L. Barberio,⁹¹ D. Barberis,^{53a,53b} M. Barbero,⁸⁸ T. Barillari,¹⁰³ M-S Barisits,³² J. T. Barkeloo,¹¹⁸ T. Barklow,¹⁴⁵ N. Barlow,³⁰ S. L. Barnes,^{36c} B. M. Barnett,¹³³ R. M. Barnett,¹⁶ Z. Barnovska-Blenesky,^{36a} A. Baroncelli,^{136a} G. Barone,²⁵ A. J. Barr,¹²² L. Barranco Navarro,¹⁷⁰ F. Barreiro,⁸⁵ J. Barreiro Guimarães da Costa,^{35a} R. Bartoldus,¹⁴⁵ A. E. Barton,⁷⁵ P. Bartos,^{146a} A. Basalaeu,¹²⁵ A. Bassalat,^{119,g} R. L. Bates,⁵⁶ S. J. Batista,¹⁶¹ J. R. Batley,³⁰ M. Battaglia,¹³⁹ M. Bause,^{134a,134b} F. Bauer,¹³⁸ H. S. Bawa,^{145,h} J. B. Beacham,¹¹³ M. D. Beattie,⁷⁵ T. Beau,⁸³ P. H. Beauchemin,¹⁶⁵ P. Bechtel,²³ H. P. Beck,^{18,i} H. C. Beck,⁵⁷ K. Becker,¹²² M. Becker,⁸⁶ C. Becot,¹¹² A. J. Beddall,^{20e} A. Beddall,^{20b} V. A. Bednyakov,⁶⁸ M. Bedognetti,¹⁰⁹ C. P. Bee,¹⁵⁰ T. A. Beermann,³² M. Begalli,^{26a} M. Begel,²⁷ J. K. Behr,⁴⁵ A. S. Bell,⁸¹ G. Bella,¹⁵⁵ L. Bellagamba,^{22a} A. Bellerive,³¹ M. Bellomo,¹⁵⁴ K. Belotskiy,¹⁰⁰ O. Beltramello,³² N. L. Belyaev,¹⁰⁰ O. Benary,^{155,a} D. Bencheikroun,^{137a} M. Bender,¹⁰² K. Bendtz,^{148a,148b} N. Benekos,¹⁰ Y. Benhammou,¹⁵⁵ E. Benhar Nocchioli,¹⁷⁹ J. Benitez,⁶⁶ D. P. Benjamin,⁴⁸ M. Benoit,⁵² J. R. Bensinger,²⁵ S. Bentvelsen,¹⁰⁹ L. Beresford,¹²² M. Beretta,⁵⁰ D. Berge,¹⁰⁹ E. Bergeas Kuutmann,¹⁶⁸ N. Berger,⁵ J. Beringer,¹⁶ S. Berlendis,⁵⁸ N. R. Bernard,⁸⁹ G. Bernardi,⁸³ C. Bernius,¹⁴⁵ F. U. Bernlochner,²³ T. Berry,⁸⁰ P. Berta,⁸⁶ C. Bertella,^{35a} G. Bertoli,^{148a,148b} F. Bertolucci,^{126a,126b} I. A. Bertram,⁷⁵ C. Bertsche,⁴⁵ D. Bertsche,¹¹⁵ G. J. Besjes,³⁹ O. Bessidskaia Bylund,^{148a,148b} M. Bessner,⁴⁵ N. Besson,¹³⁸ A. Bethani,⁸⁷ S. Bethke,¹⁰³ A. J. Bevan,⁷⁹ J. Beyer,¹⁰³ R. M. Bianchi,¹²⁷ O. Biebel,¹⁰²

D. Biedermann,¹⁷ R. Bielski,⁸⁷ K. Bierwagen,⁸⁶ N. V. Biesuz,^{126a,126b} M. Biglietti,^{136a} T. R. V. Billoud,⁹⁷ H. Bilokon,⁵⁰ M. Bindi,⁵⁷ A. Bingul,^{20b} C. Bini,^{134a,134b} S. Biondi,^{22a,22b} T. Bisanz,⁵⁷ C. Bittrich,⁴⁷ D. M. Bjergaard,⁴⁸ J. E. Black,¹⁴⁵ K. M. Black,²⁴ R. E. Blair,⁶ T. Blazek,^{146a} I. Bloch,⁴⁵ C. Blocker,²⁵ A. Blue,⁵⁶ W. Blum,^{86,a} U. Blumenschein,⁷⁹ S. Blunier,^{34a} G. J. Bobbink,¹⁰⁹ V. S. Bobrovnikov,^{111,d} S. S. Bocchetta,⁸⁴ A. Bocci,⁴⁸ C. Bock,¹⁰² M. Boehler,⁵¹ D. Boerner,¹⁷⁸ D. Bogavac,¹⁰² A. G. Bogdanchikov,¹¹¹ C. Bohm,^{148a} V. Boisvert,⁸⁰ P. Bokan,^{168,j} T. Bold,^{41a} A. S. Boldyrev,¹⁰¹ A. E. Bolz,^{60b} M. Bomben,⁸³ M. Bona,⁷⁹ M. Boonekamp,¹³⁸ A. Borisov,¹³² G. Borissov,⁷⁵ J. Bortfeldt,³² D. Bortoletto,¹²² V. Bortolotto,^{62a} D. Boscherini,^{22a} M. Bosman,¹³ J. D. Bossio Sola,²⁹ J. Boudreau,¹²⁷ J. Bouffard,² E. V. Bouhova-Thacker,⁷⁵ D. Boumediene,³⁷ C. Bourdarios,¹¹⁹ S. K. Boutle,⁵⁶ A. Boveia,¹¹³ J. Boyd,³² I. R. Boyko,⁶⁸ A. J. Bozson,⁸⁰ J. Bracinik,¹⁹ A. Brandt,⁸ G. Brandt,⁵⁷ O. Brandt,^{60a} U. Bratzler,¹⁵⁸ B. Brau,⁸⁹ J. E. Brau,¹¹⁸ W. D. Breaden Madden,⁵⁶ K. Brendlinger,⁴⁵ A. J. Brennan,⁹¹ L. Brenner,¹⁰⁹ R. Brenner,¹⁶⁸ S. Bressler,¹⁷⁵ D. L. Briglin,¹⁹ T. M. Bristow,⁴⁹ D. Britton,⁵⁶ D. Britzger,⁴⁵ F. M. Brochu,³⁰ I. Brock,²³ R. Brock,⁹³ G. Brooijmans,³⁸ T. Brooks,⁸⁰ W. K. Brooks,^{34b} J. Brosamer,¹⁶ E. Brost,¹¹⁰ J. H. Broughton,¹⁹ P. A. Bruckman de Renstrom,⁴² D. Bruncko,^{146b} A. Bruni,^{22a} G. Bruni,^{22a} L. S. Bruni,¹⁰⁹ S. Bruno,^{135a,135b} BH Brunt,³⁰ M. Bruschi,^{22a} N. Bruscinio,²³ P. Bryant,³³ L. Bryngemark,⁴⁵ T. Buanes,¹⁵ Q. Buat,¹⁴⁴ P. Buchholz,¹⁴³ A. G. Buckley,⁵⁶ I. A. Budagov,⁶⁸ F. Buehrer,⁵¹ M. K. Bugge,¹²¹ O. Bulekov,¹⁰⁰ D. Bullock,⁸ T. J. Burch,¹¹⁰ S. Burdin,⁷⁷ C. D. Burgard,⁵¹ A. M. Burger,⁵ B. Burghgrave,¹¹⁰ K. Burka,⁴² S. Burke,¹³³ I. Burmeister,⁴⁶ J. T. P. Burr,¹²² E. Busato,³⁷ D. Büscher,⁵¹ V. Büscher,⁸⁶ P. Bussey,⁵⁶ J. M. Butler,²⁴ C. M. Buttar,⁵⁶ J. M. Butterworth,⁸¹ P. Butti,³² W. Buttinger,²⁷ A. Buzatu,¹⁵³ A. R. Buzykaev,^{111,d} S. Cabrera Urbán,¹⁷⁰ D. Caforio,¹³⁰ V. M. Cairo,^{40a,40b} O. Cakir,^{4a} N. Calace,⁵² P. Calafiura,¹⁶ A. Calandri,⁸⁸ G. Calderini,⁸³ P. Calfayan,⁶⁴ G. Callea,^{40a,40b} L. P. Caloba,^{26a} S. Calvente Lopez,⁸⁵ D. Calvet,³⁷ S. Calvet,³⁷ T. P. Calvet,⁸⁸ R. Camacho Toro,³³ S. Camarda,³² P. Camarri,^{135a,135b} D. Cameron,¹²¹ R. Caminal Armadans,¹⁶⁹ C. Camincher,⁵⁸ S. Campana,³² M. Campanelli,⁸¹ A. Camplani,^{94a,94b} A. Campoverde,¹⁴³ V. Canale,^{106a,106b} M. Cano Bret,^{36c} J. Cantero,¹¹⁶ T. Cao,¹⁵⁵ M. D. M. Capeans Garrido,³² I. Caprini,^{28b} M. Caprini,^{28b} M. Capua,^{40a,40b} R. M. Carbone,³⁸ R. Cardarelli,^{135a} F. Cardillo,⁵¹ I. Carli,¹³¹ T. Carli,³² G. Carlino,^{106a} B. T. Carlson,¹²⁷ L. Carminati,^{94a,94b} R. M. D. Carney,^{148a,148b} S. Caron,¹⁰⁸ E. Carquin,^{34b} S. Carrá,^{94a,94b} G. D. Carrillo-Montoya,³² D. Casadei,¹⁹ M. P. Casado,^{13,k} M. Casolino,¹³ D. W. Casper,¹⁶⁶ R. Castellijn,¹⁰⁹ V. Castillo Gimenez,¹⁷⁰ N. F. Castro,^{128a,1} A. Catinaccio,³² J. R. Catmore,¹²¹ A. Cattai,³² J. Caudron,²³ V. Cavaliere,¹⁶⁹ E. Cavallaro,¹³ D. Cavalli,^{94a} M. Cavalli-Sforza,¹³ V. Cavasinni,^{126a,126b} E. Celebi,^{20d} F. Ceradini,^{136a,136b} L. Cerda Alberich,¹⁷⁰ A. S. Cerqueira,^{26b} A. Cerri,¹⁵¹ L. Cerrito,^{135a,135b} F. Cerutti,¹⁶ A. Cervelli,¹⁸ S. A. Cetin,^{20d} A. Chafaq,^{137a} D. Chakraborty,¹¹⁰ S. K. Chan,⁵⁹ W. S. Chan,¹⁰⁹ Y. L. Chan,^{62a} P. Chang,¹⁶⁹ J. D. Chapman,³⁰ D. G. Charlton,¹⁹ C. C. Chau,³¹ C. A. Chavez Barajas,¹⁵¹ S. Che,¹¹³ S. Cheatham,^{167a,167c} A. Chegwidan,⁹³ S. Chekanov,⁶ S. V. Chekulaev,^{163a} G. A. Chelkov,^{68,m} M. A. Chelstowska,³² C. Chen,⁶⁷ H. Chen,²⁷ J. Chen,^{36a} S. Chen,^{35b} S. Chen,¹⁵⁷ X. Chen,^{35c,n} Y. Chen,⁷⁰ H. C. Cheng,⁹² H. J. Cheng,^{35a} A. Cheplakov,⁶⁸ E. Cheremushkina,¹³² R. Cherkaoui El Moursli,^{137e} E. Cheu,⁷ K. Cheung,⁶³ L. Chevalier,¹³⁸ V. Chiarella,⁵⁰ G. Chiarelli,^{126a,126b} G. Chiodini,^{76a} A. S. Chisholm,³² A. Chitan,^{28b} Y. H. Chiu,¹⁷² M. V. Chizhov,⁶⁸ K. Choi,⁶⁴ A. R. Chomont,³⁷ S. Chouridou,¹⁵⁶ Y. S. Chow,^{62a} V. Christodoulou,⁸¹ M. C. Chu,^{62a} J. Chudoba,¹²⁹ A. J. Chuinard,⁹⁰ J. J. Chwastowski,⁴² L. Chytka,¹¹⁷ A. K. Ciftci,^{4a} D. Cinca,⁴⁶ V. Cindro,⁷⁸ I. A. Cioara,²³ C. Ciocca,^{22a,22b} A. Ciocio,¹⁶ F. Ciroto,^{106a,106b} Z. H. Citron,¹⁷⁵ M. Citterio,^{94a} M. Ciubancan,^{28b} A. Clark,⁵² B. L. Clark,⁵⁹ M. R. Clark,³⁸ P. J. Clark,⁴⁹ R. N. Clarke,¹⁶ C. Clement,^{148a,148b} Y. Coadou,⁸⁸ M. Cokal,^{167a,167c} A. Coccaro,⁵² J. Cochran,⁶⁷ L. Colasurdo,¹⁰⁸ B. Cole,³⁸ A. P. Colijn,¹⁰⁹ J. Collot,⁵⁸ T. Colombo,¹⁶⁶ P. Conde Muiño,^{128a,128b} E. Coniavitis,⁵¹ S. H. Connell,^{147b} I. A. Connelly,⁸⁷ S. Constantinescu,^{28b} G. Conti,³² F. Conventi,^{106a,o} M. Cooke,¹⁶ A. M. Cooper-Sarkar,¹²² F. Cormier,¹⁷¹ K. J. R. Cormier,¹⁶¹ M. Corradi,^{134a,134b} F. Corriveau,^{90,p} A. Cortes-Gonzalez,³² G. Cortiana,¹⁰³ G. Costa,^{94a} M. J. Costa,¹⁷⁰ D. Costanzo,¹⁴¹ G. Cottin,³⁰ G. Cowan,⁸⁰ B. E. Cox,⁸⁷ K. Cranmer,¹¹² S. J. Crawley,⁵⁶ R. A. Creager,¹²⁴ G. Cree,³¹ S. Crépe-Renaudin,⁵⁸ F. Crescioli,⁸³ W. A. Cribbs,^{148a,148b} M. Cristinziani,²³ V. Croft,¹¹² G. Crosetti,^{40a,40b} A. Cueto,⁸⁵ T. Cuhadar Donszelmann,¹⁴¹ A. R. Cukierman,¹⁴⁵ J. Cummings,¹⁷⁹ M. Curatolo,⁵⁰ J. Cúth,⁸⁶ S. Czekierda,⁴² P. Czodrowski,³² G. D'amen,^{22a,22b} S. D'Auria,⁵⁶ L. D'eraimo,⁸³ M. D'Onofrio,⁷⁷ M. J. Da Cunha Sargedas De Sousa,^{128a,128b} C. Da Via,⁸⁷ W. Dabrowski,^{41a} T. Dado,^{146a} T. Dai,⁹² O. Dale,¹⁵ F. Dallaire,⁹⁷ C. Dallapiccola,⁸⁹ M. Dam,³⁹ J. R. Dandoy,¹²⁴ M. F. Daneri,²⁹ N. P. Dang,¹⁷⁶ A. C. Daniells,¹⁹ N. S. Dann,⁸⁷ M. Danninger,¹⁷¹ M. Dano Hoffmann,¹³⁸ V. Dao,¹⁵⁰ G. Darbo,^{53a} S. Darmora,⁸ J. Dassoulas,³ A. Dattagupta,¹¹⁸ T. Daubney,⁴⁵ W. Davey,²³ C. David,⁴⁵ T. Davidek,¹³¹ D. R. Davis,⁴⁸ P. Davison,⁸¹ E. Dawe,⁹¹ I. Dawson,¹⁴¹ K. De,⁸ R. de Asmundis,^{106a} A. De Benedetti,¹¹⁵ S. De Castro,^{22a,22b} S. De Cecco,⁸³ N. De Groot,¹⁰⁸ P. de Jong,¹⁰⁹ H. De la Torre,⁹³ F. De Lorenzi,⁶⁷ A. De Maria,⁵⁷ D. De Pedis,^{134a} A. De Salvo,^{134a} U. De Sanctis,^{135a,135b} A. De Santo,¹⁵¹ K. De Vasconcelos Corga,⁸⁸ J. B. De Vivie De Regie,¹¹⁹ R. Debebe,²⁷

C. Debenedetti,¹³⁹ D. V. Dedovich,⁶⁸ N. Dehghanian,³ I. Deigaard,¹⁰⁹ M. Del Gaudio,^{40a,40b} J. Del Peso,⁸⁵ D. Delgove,¹¹⁹
 F. Deliot,¹³⁸ C. M. Delitzsch,⁷ A. Dell'Acqua,³² L. Dell'Asta,²⁴ M. Dell'Orso,^{126a,126b} M. Della Pietra,^{106a,106b}
 D. della Volpe,⁵² M. Delmastro,⁵ C. Delporte,¹¹⁹ P. A. Delsart,⁵⁸ D. A. DeMarco,¹⁶¹ S. Demers,¹⁷⁹ M. Demichev,⁶⁸
 A. Demilly,⁸³ S. P. Denisov,¹³² D. Denysiuk,¹³⁸ D. Derendarz,⁴² J. E. Derkaoui,^{137d} F. Derue,⁸³ P. Dervan,⁷⁷ K. Desch,²³
 C. Deterre,⁴⁵ K. Dette,¹⁶¹ M. R. Devesa,²⁹ P. O. Deviveiros,³² A. Dewhurst,¹³³ S. Dhaliwal,²⁵ F. A. Di Bello,⁵²
 A. Di Ciaccio,^{135a,135b} L. Di Ciaccio,⁵ W. K. Di Clemente,¹²⁴ C. Di Donato,^{106a,106b} A. Di Girolamo,³² B. Di Girolamo,³²
 B. Di Micco,^{136a,136b} R. Di Nardo,³² K. F. Di Petrillo,⁵⁹ A. Di Simone,⁵¹ R. Di Sipio,¹⁶¹ D. Di Valentino,³¹ C. Diaconu,⁸⁸
 M. Diamond,¹⁶¹ F. A. Dias,³⁹ M. A. Diaz,^{34a} E. B. Diehl,⁹² J. Dietrich,¹⁷ S. Díez Cornell,⁴⁵ A. Dimitrievska,¹⁴
 J. Dingfelder,²³ P. Dita,^{28b} S. Dita,^{28b} F. Dittus,³² F. Djama,⁸⁸ T. Djobava,^{54b} J. I. Djuvsland,^{60a} M. A. B. do Vale,^{26c}
 D. Dobos,³² M. Dobre,^{28b} C. Doglioni,⁸⁴ J. Dolejsi,¹³¹ Z. Dolezal,¹³¹ M. Donadelli,^{26d} S. Donati,^{126a,126b} P. Dondero,^{123a,123b}
 J. Donini,³⁷ J. Dopke,¹³³ A. Doria,^{106a} M. T. Dova,⁷⁴ A. T. Doyle,⁵⁶ E. Drechsler,⁵⁷ M. Dris,¹⁰ Y. Du,^{36b}
 J. Duarte-Camperderros,¹⁵⁵ A. Dubreuil,⁵² E. Duchovni,¹⁷⁵ G. Duckeck,¹⁰² A. Ducourthial,⁸³ O. A. Ducu,^{97,q} D. Duda,¹⁰⁹
 A. Dudarev,³² A. Chr. Dudder,⁸⁶ E. M. Duffield,¹⁶ L. Duflot,¹¹⁹ M. Dührssen,³² C. Dulsen,¹⁷⁸ M. Dumancic,¹⁷⁵
 A. E. Dumitriu,^{28b} A. K. Duncan,⁵⁶ M. Dunford,^{60a} H. Duran Yildiz,^{4a} M. Düren,⁵⁵ A. Durglishvili,^{54b} D. Duschinger,⁴⁷
 B. Dutta,⁴⁵ D. Duvnjak,¹ M. Dyndal,⁴⁵ B. S. Dziedzic,⁴² C. Eckardt,⁴⁵ K. M. Ecker,¹⁰³ R. C. Edgar,⁹² T. Eifert,³² G. Eigen,¹⁵
 K. Einsweiler,¹⁶ T. Ekelof,¹⁶⁸ M. El Kacimi,^{137c} R. El Kosseifi,⁸⁸ V. Ellajosyula,⁸⁸ M. Ellert,¹⁶⁸ S. Elles,⁵ F. Ellinghaus,¹⁷⁸
 A. A. Elliot,¹⁷² N. Ellis,³² J. Elmsheuser,²⁷ M. Elsing,³² D. Emelianov,¹³³ Y. Enari,¹⁵⁷ O. C. Endner,⁸⁶ J. S. Ennis,¹⁷³
 J. Erdmann,⁴⁶ A. Ereditato,¹⁸ M. Ernst,²⁷ S. Errede,¹⁶⁹ M. Escalier,¹¹⁹ C. Escobar,¹⁷⁰ B. Esposito,⁵⁰ O. Estrada Pastor,¹⁷⁰
 A. I. Etienvre,¹³⁸ E. Etzion,¹⁵⁵ H. Evans,⁶⁴ A. Ezhilov,¹²⁵ M. Ezzi,^{137e} F. Fabbri,^{22a,22b} L. Fabbri,^{22a,22b} V. Fabiani,¹⁰⁸
 G. Facini,⁸¹ R. M. Fakhruddinov,¹³² S. Falciano,^{134a} R. J. Falla,⁸¹ J. Faltova,³² Y. Fang,^{35a} M. Fanti,^{94a,94b} A. Farbin,⁸
 A. Farilla,^{136a} C. Farina,¹²⁷ E. M. Farina,^{123a,123b} T. Farooque,⁹³ S. Farrell,¹⁶ S. M. Farrington,¹⁷³ P. Farthouat,³² F. Fassi,^{137e}
 P. Fassnacht,³² D. Fassouliotis,⁹ M. Faucci Giannelli,⁴⁹ A. Favareto,^{53a,53b} W. J. Fawcett,¹²² L. Fayard,¹¹⁹ O. L. Fedin,^{125,r}
 W. Fedorko,¹⁷¹ S. Feigl,¹²¹ L. Feligioni,⁸⁸ C. Feng,^{36b} E. J. Feng,³² H. Feng,⁹² M. J. Fenton,⁵⁶ A. B. Fenyuk,¹³²
 L. Feremenga,⁸ P. Fernandez Martinez,¹⁷⁰ S. Fernandez Perez,¹³ J. Ferrando,⁴⁵ A. Ferrari,¹⁶⁸ P. Ferrari,¹⁰⁹ R. Ferrari,^{123a}
 D. E. Ferreira de Lima,^{60b} A. Ferrer,¹⁷⁰ D. Ferrere,⁵² C. Ferretti,⁹² F. Fiedler,⁸⁶ A. Filipčič,⁷⁸ M. Filipuzzi,⁴⁵ F. Filthaut,¹⁰⁸
 M. Fincke-Keeler,¹⁷² K. D. Finelli,¹⁵² M. C. N. Fiolhais,^{128a,128c,s} L. Fiorini,¹⁷⁰ A. Fischer,² C. Fischer,¹³ J. Fischer,¹⁷⁸
 W. C. Fisher,⁹³ N. Flaschel,⁴⁵ I. Fleck,¹⁴³ P. Fleischmann,⁹² R. R. M. Fletcher,¹²⁴ T. Flick,¹⁷⁸ B. M. Flierl,¹⁰²
 L. R. Flores Castillo,^{62a} M. J. Flowerdew,¹⁰³ G. T. Forcolin,⁸⁷ A. Formica,¹³⁸ F. A. Förster,¹³ A. Forti,⁸⁷ A. G. Foster,¹⁹
 D. Fournier,¹¹⁹ H. Fox,⁷⁵ S. Fracchia,¹⁴¹ P. Francavilla,⁸³ M. Franchini,^{22a,22b} S. Franchino,^{60a} D. Francis,³² L. Franconi,¹²¹
 M. Franklin,⁵⁹ M. Frate,¹⁶⁶ M. Fraternali,^{123a,123b} D. Freeborn,⁸¹ S. M. Fressard-Batraneanu,³² B. Freund,⁹⁷ D. Froidevaux,³²
 J. A. Frost,¹²² C. Fukunaga,¹⁵⁸ T. Fusayasu,¹⁰⁴ J. Fuster,¹⁷⁰ C. Gabaldon,⁵⁸ O. Gabizon,¹⁵⁴ A. Gabrielli,^{22a,22b} A. Gabrielli,¹⁶
 G. P. Gach,^{41a} S. Gadatsch,³² S. Gadomski,⁸⁰ G. Gagliardi,^{53a,53b} L. G. Gagnon,⁹⁷ C. Galea,¹⁰⁸ B. Galhardo,^{128a,128c}
 E. J. Gallas,¹²² B. J. Gallop,¹³³ P. Gallus,¹³⁰ G. Galster,³⁹ K. K. Gan,¹¹³ S. Ganguly,³⁷ Y. Gao,⁷⁷ Y. S. Gao,^{145,h}
 F. M. Garay Walls,^{34a} C. García,¹⁷⁰ J. E. García Navarro,¹⁷⁰ J. A. García Pascual,^{35a} M. Garcia-Sciveres,¹⁶ R. W. Gardner,³³
 N. Garelli,¹⁴⁵ V. Garonne,¹²¹ A. Gascon Bravo,⁴⁵ K. Gasnikova,⁴⁵ C. Gatti,⁵⁰ A. Gaudiello,^{53a,53b} G. Gaudio,^{123a}
 I. L. Gavrilenko,⁹⁸ C. Gay,¹⁷¹ G. Gaycken,²³ E. N. Gazis,¹⁰ C. N. P. Gee,¹³³ J. Geisen,⁵⁷ M. Geisen,⁸⁶ M. P. Geisler,^{60a}
 K. Gellerstedt,^{148a,148b} C. Gemme,^{53a} M. H. Genest,⁵⁸ C. Geng,⁹² S. Gentile,^{134a,134b} C. Gentsos,¹⁵⁶ S. George,⁸⁰
 D. Gerbaudo,¹³ A. Gershon,¹⁵⁵ G. Geßner,⁴⁶ S. Ghasemi,¹⁴³ M. Ghneimat,²³ B. Giacobbe,^{22a} S. Giagu,^{134a,134b}
 N. Giangiacomi,^{22a,22b} P. Giannetti,^{126a,126b} S. M. Gibson,⁸⁰ M. Gignac,¹⁷¹ M. Gilchriese,¹⁶ D. Gillberg,³¹ G. Gilles,¹⁷⁸
 D. M. Gingrich,^{3,e} M. P. Giordani,^{167a,167c} F. M. Giorgi,^{22a} P. F. Giraud,¹³⁸ P. Giromini,⁵⁹ G. Giugliarelli,^{167a,167c} D. Giugni,^{94a}
 F. Giuli,¹²² C. Giuliani,¹⁰³ M. Giulini,^{60b} B. K. Gjelsten,¹²¹ S. Gkaitatzis,¹⁵⁶ I. Gkialas,^{9,t} E. L. Gkoukousis,¹³
 P. Gkoutoumis,¹⁰ L. K. Gladilin,¹⁰¹ C. Glasman,⁸⁵ J. Glatzer,¹³ P. C. F. Glaysher,⁴⁵ A. Glazov,⁴⁵ M. Goblirsch-Kolb,²⁵
 J. Godlewski,⁴² S. Goldfarb,⁹¹ T. Golling,⁵² D. Golubkov,¹³² A. Gomes,^{128a,128b,128d} R. Gonçalves,^{128a} R. Goncalves Gama,^{26a}
 J. Goncalves Pinto Firmino Da Costa,¹³⁸ G. Gonella,⁵¹ L. Gonella,¹⁹ A. Gongadze,⁶⁸ S. González de la Hoz,¹⁷⁰
 S. Gonzalez-Sevilla,⁵² L. Goossens,³² P. A. Gorbounov,⁹⁹ H. A. Gordon,²⁷ I. Gorelov,¹⁰⁷ B. Gorini,³² E. Gorini,^{76a,76b}
 A. Gorišek,⁷⁸ A. T. Goshaw,⁴⁸ C. Gössling,⁴⁶ M. I. Gostkin,⁶⁸ C. A. Gottardo,²³ C. R. Goudet,¹¹⁹ D. Goujdami,^{137c}
 A. G. Goussiou,¹⁴⁰ N. Govender,^{147b,u} E. Gozani,¹⁵⁴ L. Graber,⁵⁷ I. Grabowska-Bold,^{41a} P. O. J. Gradin,¹⁶⁸ J. Gramling,¹⁶⁶
 E. Gramstad,¹²¹ S. Grancagnolo,¹⁷ V. Gratchev,¹²⁵ P. M. Gravila,^{28f} C. Gray,⁵⁶ H. M. Gray,¹⁶ Z. D. Greenwood,^{82,v}
 C. Grefe,²³ K. Gregersen,⁸¹ I. M. Gregor,⁴⁵ P. Grenier,¹⁴⁵ K. Grevtsov,⁵ J. Griffiths,⁸ A. A. Grillo,¹³⁹ K. Grimm,⁷⁵

S. Grinstein,^{13,w} Ph. Gris,³⁷ J.-F. Grivaz,¹¹⁹ S. Groh,⁸⁶ E. Gross,¹⁷⁵ J. Grosse-Knetter,⁵⁷ G. C. Grossi,⁸² Z. J. Grout,⁸¹ A. Grummer,¹⁰⁷ L. Guan,⁹² W. Guan,¹⁷⁶ J. Guenther,⁶⁵ F. Guescini,^{163a} D. Guest,¹⁶⁶ O. Gueta,¹⁵⁵ B. Gui,¹¹³ E. Guido,^{53a,53b} T. Guillemain,⁵ S. Guindon,³² U. Gul,⁵⁶ C. Gumpert,³² J. Guo,^{36c} W. Guo,⁹² Y. Guo,^{36a,x} R. Gupta,⁴³ S. Gupta,¹²² G. Gustavino,¹¹⁵ B. J. Gutelman,¹⁵⁴ P. Gutierrez,¹¹⁵ N. G. Gutierrez Ortiz,⁸¹ C. Gutsche,⁸¹ C. Guyot,¹³⁸ M. P. Guzik,^{41a} C. Gwenlan,¹²² C. B. Gwilliam,⁷⁷ A. Haas,¹¹² C. Haber,¹⁶ H. K. Hadavand,⁸ N. Haddad,^{137e} A. Hadeef,⁸⁸ S. Hageböck,²³ M. Hagihara,¹⁶⁴ H. Hakobyan,^{180,a} M. Haleem,⁴⁵ J. Haley,¹¹⁶ G. Halladjian,⁹³ G. D. Hallewell,⁸⁸ K. Hamacher,¹⁷⁸ P. Hamal,¹¹⁷ K. Hamano,¹⁷² A. Hamilton,^{147a} G. N. Hamity,¹⁴¹ P. G. Hamnett,⁴⁵ L. Han,^{36a} S. Han,^{35a} K. Hanagaki,^{69,y} K. Hanawa,¹⁵⁷ M. Hance,¹³⁹ B. Haney,¹²⁴ P. Hanke,^{60a} J. B. Hansen,³⁹ J. D. Hansen,³⁹ M. C. Hansen,²³ P. H. Hansen,³⁹ K. Hara,¹⁶⁴ A. S. Hard,¹⁷⁶ T. Harenberg,¹⁷⁸ F. Hariri,¹¹⁹ S. Harkusha,⁹⁵ P. F. Harrison,¹⁷³ N. M. Hartmann,¹⁰² Y. Hasegawa,¹⁴² A. Hasib,⁴⁹ S. Hassani,¹³⁸ S. Haug,¹⁸ R. Hauser,⁹³ L. Hauswald,⁴⁷ L. B. Havener,³⁸ M. Havranek,¹³⁰ C. M. Hawkes,¹⁹ R. J. Hawkins,³² D. Hayakawa,¹⁵⁹ D. Hayden,⁹³ C. P. Hays,¹²² J. M. Hays,⁷⁹ H. S. Hayward,⁷⁷ S. J. Haywood,¹³³ S. J. Head,¹⁹ T. Heck,⁸⁶ V. Hedberg,⁸⁴ L. Heelan,⁸ S. Heer,²³ K. K. Heidegger,⁵¹ S. Heim,⁴⁵ T. Heim,¹⁶ B. Heinemann,^{45,z} J. J. Heinrich,¹⁰² L. Heinrich,¹¹² C. Heinz,⁵⁵ J. Hejbal,¹²⁹ L. Helary,³² A. Held,¹⁷¹ S. Hellman,^{148a,148b} C. Hensens,³² R. C. W. Henderson,⁷⁵ Y. Heng,¹⁷⁶ S. Henkelmann,¹⁷¹ A. M. Henriques Correia,³² S. Henrot-Versille,¹¹⁹ G. H. Herbert,¹⁷ H. Herde,²⁵ V. Herget,¹⁷⁷ Y. Hernández Jiménez,^{147c} H. Herr,⁸⁶ G. Herten,⁵¹ R. Hertenberger,¹⁰² L. Hervas,³² T. C. Herwig,¹²⁴ G. G. Hesketh,⁸¹ N. P. Hessey,^{163a} J. W. Hetherly,⁴³ S. Higashino,⁶⁹ E. Higón-Rodríguez,¹⁷⁰ K. Hildebrand,³³ E. Hill,¹⁷² J. C. Hill,³⁰ K. H. Hiller,⁴⁵ S. J. Hillier,¹⁹ M. Hils,⁴⁷ I. Hinchliffe,¹⁶ M. Hirose,⁵¹ D. Hirschbuehl,¹⁷⁸ B. Hiti,⁷⁸ O. Hladik,¹²⁹ X. Hoad,⁴⁹ J. Hobbs,¹⁵⁰ N. Hod,^{163a} M. C. Hodgkinson,¹⁴¹ P. Hodgson,¹⁴¹ A. Hoecker,³² M. R. Hoferkamp,¹⁰⁷ F. Hoenig,¹⁰² D. Hohn,²³ T. R. Holmes,³³ M. Homann,⁴⁶ S. Honda,¹⁶⁴ T. Honda,⁶⁹ T. M. Hong,¹²⁷ B. H. Hooberman,¹⁶⁹ W. H. Hopkins,¹¹⁸ Y. Horii,¹⁰⁵ A. J. Horton,¹⁴⁴ J.-Y. Hostachy,⁵⁸ A. Hostiuc,¹⁴⁰ S. Hou,¹⁵³ A. Houmada,^{137a} J. Howarth,⁸⁷ J. Hoya,⁷⁴ M. Hrabovsky,¹¹⁷ J. Hrdinka,³² I. Hristova,¹⁷ J. Hrivnac,¹¹⁹ T. Hryn'ova,⁵ A. Hrynevich,⁹⁶ P. J. Hsu,⁶³ S.-C. Hsu,¹⁴⁰ Q. Hu,^{36a} S. Hu,^{36c} Y. Huang,^{35a} Z. Hubacek,¹³⁰ F. Hubaut,⁸⁸ F. Huegging,²³ T. B. Huffman,¹²² E. W. Hughes,³⁸ G. Hughes,⁷⁵ M. Huhtinen,³² P. Huo,¹⁵⁰ N. Huseynov,^{68,c} J. Huston,⁹³ J. Huth,⁵⁹ G. Iacobucci,⁵² G. Iakovidis,²⁷ I. Ibragimov,¹⁴³ L. Iconomidou-Fayard,¹¹⁹ Z. Idrissi,^{137e} P. Iengo,³² O. Igonkina,^{109,aa} T. Iizawa,¹⁷⁴ Y. Ikegami,⁶⁹ M. Ikeno,⁶⁹ Y. Ilchenko,^{11,bb} D. Iliadis,¹⁵⁶ N. Ilic,¹⁴⁵ G. Introzzi,^{123a,123b} P. Ioannou,^{9,a} M. Iodice,^{136a} K. Iordanidou,³⁸ V. Ippolito,⁵⁹ M. F. Isacson,¹⁶⁸ N. Ishijima,¹²⁰ M. Ishino,¹⁵⁷ M. Ishitsuka,¹⁵⁹ C. Issever,¹²² S. Istin,^{20a} F. Ito,¹⁶⁴ J. M. Iturbe Ponce,^{62a} R. Iuppa,^{162a,162b} H. Iwasaki,⁶⁹ J. M. Izen,⁴⁴ V. Izzo,^{106a} S. Jabbar,³ P. Jackson,¹ R. M. Jacobs,²³ V. Jain,² K. B. Jakobi,⁸⁶ K. Jakobs,⁵¹ S. Jakobsen,⁶⁵ T. Jakoubek,¹²⁹ D. O. Jamin,¹¹⁶ D. K. Jana,⁸² R. Jansky,⁵² J. Janssen,²³ M. Janus,⁵⁷ P. A. Janus,^{41a} G. Jarlskog,⁸⁴ N. Javadov,^{68,c} T. Javůrek,⁵¹ M. Javurkova,⁵¹ F. Jeanneau,¹³⁸ L. Jeanty,¹⁶ J. Jejelava,^{54a,cc} A. Jelinskas,¹⁷³ P. Jenni,^{51,dd} C. Jeske,¹⁷³ S. Jézéquel,⁵ H. Ji,¹⁷⁶ J. Jia,¹⁵⁰ H. Jiang,⁶⁷ Y. Jiang,^{36a} Z. Jiang,¹⁴⁵ S. Jiggins,⁸¹ J. Jimenez Pena,¹⁷⁰ S. Jin,^{35a} A. Jinaru,^{28b} O. Jinnouchi,¹⁵⁹ H. Jivan,^{147c} P. Johansson,¹⁴¹ K. A. Johns,⁷ C. A. Johnson,⁶⁴ W. J. Johnson,¹⁴⁰ K. Jon-And,^{148a,148b} R. W. L. Jones,⁷⁵ S. D. Jones,¹⁵¹ S. Jones,⁷ T. J. Jones,⁷⁷ J. Jongmanns,^{60a} P. M. Jorge,^{128a,128b} J. Jovicevic,^{163a} X. Ju,¹⁷⁶ A. Juste Rozas,^{13,w} M. K. Köhler,¹⁷⁵ A. Kaczmarska,⁴² M. Kado,¹¹⁹ H. Kagan,¹¹³ M. Kagan,¹⁴⁵ S. J. Kahn,⁸⁸ T. Kaji,¹⁷⁴ E. Kajomovitz,⁴⁸ C. W. Kalderon,⁸⁴ A. Kaluza,⁸⁶ S. Kama,⁴³ A. Kamenshchikov,¹³² N. Kanaya,¹⁵⁷ L. Kanjir,⁷⁸ V. A. Kantserov,¹⁰⁰ J. Kanzaki,⁶⁹ B. Kaplan,¹¹² L. S. Kaplan,¹⁷⁶ D. Kar,^{147c} K. Karakostas,¹⁰ N. Karastathis,¹⁰ M. J. Kareem,⁵⁷ E. Karentzos,¹⁰ S. N. Karpov,⁶⁸ Z. M. Karpova,⁶⁸ K. Karthik,¹¹² V. Kartvelishvili,⁷⁵ A. N. Karyukhin,¹³² K. Kasahara,¹⁶⁴ L. Kashif,¹⁷⁶ R. D. Kass,¹¹³ A. Kastanas,¹⁴⁹ Y. Kataoka,¹⁵⁷ C. Kato,¹⁵⁷ A. Katre,⁵² J. Katzy,⁴⁵ K. Kawade,⁷⁰ K. Kawagoe,⁷³ T. Kawamoto,¹⁵⁷ G. Kawamura,⁵⁷ E. F. Kay,⁷⁷ V. F. Kazanin,^{111,d} R. Keeler,¹⁷² R. Kehoe,⁴³ J. S. Keller,³¹ E. Kellermann,⁸⁴ J. J. Kempster,⁸⁰ J. Kendrick,¹⁹ H. Keoshkerian,¹⁶¹ O. Kepka,¹²⁹ B. P. Kerševan,⁷⁸ S. Kersten,¹⁷⁸ R. A. Keyes,⁹⁰ M. Khader,¹⁶⁹ F. Khalil-zada,¹² A. Khanov,¹¹⁶ A. G. Kharlamov,^{111,d} T. Kharlamova,^{111,d} A. Khodinov,¹⁶⁰ T. J. Khoo,⁵² V. Khovanskiy,^{99,a} E. Khrarov,⁶⁸ J. Khubua,^{54b,ee} S. Kido,⁷⁰ C. R. Kilby,⁸⁰ H. Y. Kim,⁸ S. H. Kim,¹⁶⁴ Y. K. Kim,³³ N. Kimura,¹⁵⁶ O. M. Kind,¹⁷ B. T. King,⁷⁷ D. Kirchmeier,⁴⁷ J. Kirk,¹³³ A. E. Kiryunin,¹⁰³ T. Kishimoto,¹⁵⁷ D. Kisielewska,^{41a} V. Kitali,⁴⁵ O. Kivernyk,⁵ E. Kladiva,^{146b} T. Klapdor-Kleingrothaus,⁵¹ M. H. Klein,⁹² M. Klein,⁷⁷ U. Klein,⁷⁷ K. Kleinknecht,⁸⁶ P. Klimek,¹¹⁰ A. Klimentov,²⁷ R. Klingenberg,⁴⁶ T. Klingl,²³ T. Klioutchnikova,³² E.-E. Kluge,^{60a} P. Kluit,¹⁰⁹ S. Kluth,¹⁰³ E. Kneringer,⁶⁵ E. B. F. G. Knoops,⁸⁸ A. Knue,¹⁰³ A. Kobayashi,¹⁵⁷ D. Kobayashi,¹⁵⁹ T. Kobayashi,¹⁵⁷ M. Kobel,⁴⁷ M. Kocian,¹⁴⁵ P. Kodys,¹³¹ T. Koffas,³¹ E. Koffeman,¹⁰⁹ N. M. Köhler,¹⁰³ T. Koi,¹⁴⁵ M. Kolb,^{60b} I. Koletsou,⁵ A. A. Komar,^{98,a} T. Kondo,⁶⁹ N. Kondrashova,^{36c} K. Köneke,⁵¹ A. C. König,¹⁰⁸ T. Kono,^{69,ff} R. Konoplich,^{112,gg} N. Konstantinidis,⁸¹ R. Kopeliansky,⁶⁴ S. Koperny,^{41a} A. K. Kopp,⁵¹ K. Korcyl,⁴² K. Kordas,¹⁵⁶ A. Korn,⁸¹ A. A. Korol,^{111,d}

I. Korolkov,¹³ E. V. Korolkova,¹⁴¹ O. Kortner,¹⁰³ S. Kortner,¹⁰³ T. Kosek,¹³¹ V. V. Kostyukhin,²³ A. Kotwal,⁴⁸
 A. Koulouris,¹⁰ A. Kourkoumeli-Charalampidi,^{123a,123b} C. Kourkoumelis,⁹ E. Kourlitis,¹⁴¹ V. Kouskoura,²⁷
 A. B. Kowalewska,⁴² R. Kowalewski,¹⁷² T. Z. Kowalski,^{41a} C. Kozakai,¹⁵⁷ W. Kozanecki,¹³⁸ A. S. Kozhin,¹³²
 V. A. Kramarenko,¹⁰¹ G. Kramberger,⁷⁸ D. Krasnopevtsev,¹⁰⁰ M. W. Krasny,⁸³ A. Krasznahorkay,³² D. Krauss,¹⁰³
 J. A. Kremer,^{41a} J. Kretschmar,⁷⁷ K. Kreutzfeldt,⁵⁵ P. Krieger,¹⁶¹ K. Krizka,¹⁶ K. Kroeninger,⁴⁶ H. Kroha,¹⁰³ J. Kroll,¹²⁹
 J. Kroll,¹²⁴ J. Kroseberg,²³ J. Krstic,¹⁴ U. Kruchonak,⁶⁸ H. Krüger,²³ N. Krumnack,⁶⁷ M. C. Kruse,⁴⁸ T. Kubota,⁹¹
 H. Kucuk,⁸¹ S. Kudah,^{4b} J. T. Kuechler,¹⁷⁸ S. Kuehn,³² A. Kugel,^{60a} F. Kuger,¹⁷⁷ T. Kuhl,⁴⁵ V. Kukhtin,⁶⁸ R. Kukla,⁸⁸
 Y. Kulchitsky,⁹⁵ S. Kuleshov,^{34b} Y. P. Kulinich,¹⁶⁹ M. Kuna,^{134a,134b} T. Kunigo,⁷¹ A. Kupco,¹²⁹ T. Kupfer,⁴⁶ O. Kuprash,¹⁵⁵
 H. Kurashige,⁷⁰ L. L. Kurchaninov,^{163a} Y. A. Kurochkin,⁹⁵ M. G. Kurth,^{35a} V. Kus,¹²⁹ E. S. Kuwertz,¹⁷² M. Kuze,¹⁵⁹
 J. Kvita,¹¹⁷ T. Kwan,¹⁷² D. Kyriazopoulos,¹⁴¹ A. La Rosa,¹⁰³ J. L. La Rosa Navarro,^{26d} L. La Rotonda,^{40a,40b}
 F. La Ruffa,^{40a,40b} C. Lacasta,¹⁷⁰ F. Lacava,^{134a,134b} J. Lacey,⁴⁵ D. P. J. Lack,⁸⁷ H. Lacker,¹⁷ D. Lacour,⁸³ E. Ladygin,⁶⁸
 R. Lafaye,⁵ B. Laforge,⁸³ T. Lagouri,¹⁷⁹ S. Lai,⁵⁷ S. Lammers,⁶⁴ W. Lampl,⁷ E. Lançon,²⁷ U. Landgraf,⁵¹ M. P. J. Landon,⁷⁹
 M. C. Lanfermann,⁵² V. S. Lang,⁴⁵ J. C. Lange,¹³ R. J. Langenberg,³² A. J. Lankford,¹⁶⁶ F. Lanni,²⁷ K. Lantsch,²³
 A. Lanza,^{123a} A. Lapertosa,^{53a,53b} S. Laplace,⁸³ J. F. Laporte,¹³⁸ T. Lari,^{94a} F. Lasagni Manghi,^{22a,22b} M. Lassnig,³²
 T. S. Lau,^{62a} P. Laurelli,⁵⁰ W. Lavrijsen,¹⁶ A. T. Law,¹³⁹ P. Laycock,⁷⁷ T. Lazovich,⁵⁹ M. Lazzaroni,^{94a,94b} B. Le,⁹¹
 O. Le Dortz,⁸³ E. Le Guirriec,⁸⁸ E. P. Le Quilleuc,¹³⁸ M. LeBlanc,¹⁷² T. LeCompte,⁶ F. Ledroit-Guillon,⁵⁸ C. A. Lee,²⁷
 G. R. Lee,^{133,hh} S. C. Lee,¹⁵³ L. Lee,⁵⁹ B. Lefebvre,⁹⁰ G. Lefebvre,⁸³ M. Lefebvre,¹⁷² F. Legger,¹⁰² C. Leggett,¹⁶
 G. Lehmann Miotto,³² X. Lei,⁷ W. A. Leight,⁴⁵ M. A. L. Leite,^{26d} R. Leitner,¹³¹ D. Lellouch,¹⁷⁵ B. Lemmer,⁵⁷
 K. J. C. Leney,⁸¹ T. Lenz,²³ B. Lenzi,³² R. Leone,⁷ S. Leone,^{126a,126b} C. Leonidopoulos,⁴⁹ G. Lerner,¹⁵¹ C. Leroy,⁹⁷
 A. A. J. Lesage,¹³⁸ C. G. Lester,³⁰ M. Levchenko,¹²⁵ J. Levêque,⁵ D. Levin,⁹² L. J. Levinson,¹⁷⁵ M. Levy,¹⁹ D. Lewis,⁷⁹
 B. Li,^{36a,x} Changqiao Li,^{36a} H. Li,¹⁵⁰ L. Li,^{36c} Q. Li,^{35a} Q. Li,^{36a} S. Li,⁴⁸ X. Li,^{36c} Y. Li,¹⁴³ Z. Liang,^{35a} B. Liberti,^{135a}
 A. Liblong,¹⁶¹ K. Lie,^{62c} J. Liebal,²³ W. Liebig,¹⁵ A. Limosani,¹⁵² S. C. Lin,¹⁸² T. H. Lin,⁸⁶ R. A. Linck,⁶⁴ B. E. Lindquist,¹⁵⁰
 A. E. Lioni,⁵² E. Lipeles,¹²⁴ A. Lipniacka,¹⁵ M. Lisovyi,^{60b} T. M. Liss,^{169,ii} A. Lister,¹⁷¹ A. M. Litke,¹³⁹ B. Liu,⁶⁷ H. Liu,⁹²
 H. Liu,²⁷ J. K. K. Liu,¹²² J. Liu,^{36b} J. B. Liu,^{36a} K. Liu,⁸⁸ L. Liu,¹⁶⁹ M. Liu,^{36a} Y. L. Liu,^{36a} Y. Liu,^{36a} M. Livan,^{123a,123b}
 A. Lleres,⁵⁸ J. Llorente Merino,^{35a} S. L. Lloyd,⁷⁹ C. Y. Lo,^{62b} F. Lo Sterzo,¹⁵³ E. M. Lobodzinska,⁴⁵ P. Loch,⁷
 F. K. Loebinger,⁸⁷ A. Loesle,⁵¹ K. M. Loew,²⁵ A. Loginov,^{179,a} T. Lohse,¹⁷ K. Lohwasser,¹⁴¹ M. Lokajicek,¹²⁹ B. A. Long,²⁴
 J. D. Long,¹⁶⁹ R. E. Long,⁷⁵ L. Longo,^{76a,76b} K. A. Looper,¹¹³ J. A. Lopez,^{34b} D. Lopez Mateos,⁵⁹ I. Lopez Paz,¹³
 A. Lopez Solis,⁸³ J. Lorenz,¹⁰² N. Lorenzo Martinez,⁵ M. Losada,²¹ P. J. Lösel,¹⁰² X. Lou,^{35a} A. Lounis,¹¹⁹ J. Love,⁶
 P. A. Love,⁷⁵ H. Lu,^{62a} N. Lu,⁹² Y. J. Lu,⁶³ H. J. Lubatti,¹⁴⁰ C. Luci,^{134a,134b} A. Lucotte,⁵⁸ C. Luedtke,⁵¹ F. Luehring,⁶⁴
 W. Lukas,⁶⁵ L. Luminari,^{134a} O. Lundberg,^{148a,148b} B. Lund-Jensen,¹⁴⁹ M. S. Lutz,⁸⁹ P. M. Luzzi,⁸³ D. Lynn,²⁷ R. Lysak,¹²⁹
 E. Lytken,⁸⁴ F. Lyu,^{35a} V. Lyubushkin,⁶⁸ H. Ma,²⁷ L. L. Ma,^{36b} Y. Ma,^{36b} G. Maccarrone,⁵⁰ A. Macchiolo,¹⁰³
 C. M. Macdonald,¹⁴¹ B. Maček,⁷⁸ J. Machado Miguens,^{124,128b} D. Madaffari,¹⁷⁰ R. Madar,³⁷ W. F. Mader,⁴⁷ A. Madsen,⁴⁵
 J. Maeda,⁷⁰ S. Maeland,¹⁵ T. Maeno,²⁷ A. S. Maevskiy,¹⁰¹ V. Magerl,⁵¹ J. Mahlstedt,¹⁰⁹ C. Maiani,¹¹⁹ C. Maidantchik,^{26a}
 A. A. Maier,¹⁰³ T. Maier,¹⁰² A. Maio,^{128a,128b,128d} O. Majersky,^{146a} S. Majewski,¹¹⁸ Y. Makida,⁶⁹ N. Makovec,¹¹⁹
 B. Malaescu,⁸³ Pa. Malecki,⁴² V. P. Maleev,¹²⁵ F. Malek,⁵⁸ U. Mallik,⁶⁶ D. Malon,⁶ C. Malone,³⁰ S. Maltezos,¹⁰
 S. Malyukov,³² J. Mamuzic,¹⁷⁰ G. Mancini,⁵⁰ I. Mandić,⁷⁸ J. Maneira,^{128a,128b} L. Manhaes de Andrade Filho,^{26b}
 J. Manjarres Ramos,⁴⁷ K. H. Mankinen,⁸⁴ A. Mann,¹⁰² A. Manousos,³² B. Mansoulie,¹³⁸ J. D. Mansour,^{35a} R. Mantifel,⁹⁰
 M. Mantoani,⁵⁷ S. Manzoni,^{94a,94b} L. Mapelli,³² G. Marceca,²⁹ L. March,⁵² L. Marchese,¹²² G. Marchiori,⁸³
 M. Marcisovsky,¹²⁹ C. A. Marin Tobon,³² M. Marjanovic,³⁷ D. E. Marley,⁹² F. Marroquim,^{26a} S. P. Marsden,⁸⁷ Z. Marshall,¹⁶
 M. U. F. Martensson,¹⁶⁸ S. Marti-Garcia,¹⁷⁰ C. B. Martin,¹¹³ T. A. Martin,¹⁷³ V. J. Martin,⁴⁹ B. Martin dit Latour,¹⁵
 M. Martinez,^{13,w} V. I. Martinez Outschoorn,¹⁶⁹ S. Martin-Haugh,¹³³ V. S. Martoiu,^{28b} A. C. Martyniuk,⁸¹ A. Marzin,³²
 L. Masetti,⁸⁶ T. Mashimo,¹⁵⁷ R. Mashinistov,⁹⁸ J. Masik,⁸⁷ A. L. Maslennikov,^{111,d} L. Massa,^{135a,135b} P. Mastrandrea,⁵
 A. Mastroberardino,^{40a,40b} T. Masubuchi,¹⁵⁷ P. Mättig,¹⁷⁸ J. Maurer,^{28b} S. J. Maxfield,⁷⁷ D. A. Maximov,^{111,d} R. Mazini,¹⁵³
 I. Maznas,¹⁵⁶ S. M. Mazza,^{94a,94b} N. C. Mc Fadden,¹⁰⁷ G. Mc Goldrick,¹⁶¹ S. P. Mc Kee,⁹² A. McCarn,⁹² R. L. McCarthy,¹⁵⁰
 T. G. McCarthy,¹⁰³ L. I. McClymont,⁸¹ E. F. McDonald,⁹¹ J. A. Mcfayden,³² G. Mchedlidze,⁵⁷ S. J. McMahon,¹³³
 P. C. McNamara,⁹¹ C. J. McNicol,¹⁷³ R. A. McPherson,^{172,p} S. Meehan,¹⁴⁰ T. J. Megy,⁵¹ S. Mehlhase,¹⁰² A. Mehta,⁷⁷
 T. Meideck,⁵⁸ K. Meier,^{60a} B. Meirose,⁴⁴ D. Melini,^{170,ji} B. R. Mellado Garcia,^{147c} J. D. Mellenthin,⁵⁷ M. Melo,^{146a}
 F. Meloni,¹⁸ A. Melzer,²³ S. B. Menary,⁸⁷ L. Meng,⁷⁷ X. T. Meng,⁹² A. Mengarelli,^{22a,22b} S. Menke,¹⁰³ E. Meoni,^{40a,40b}
 S. Mergelmeyer,¹⁷ C. Merlassino,¹⁸ P. Mermod,⁵² L. Merola,^{106a,106b} C. Meroni,^{94a} F. S. Merritt,³³ A. Messina,^{134a,134b}

J. Metcalfe,⁶ A. S. Mete,¹⁶⁶ C. Meyer,¹²⁴ J.-P. Meyer,¹³⁸ J. Meyer,¹⁰⁹ H. Meyer Zu Theenhausen,^{60a} F. Miano,¹⁵¹ R. P. Middleton,¹³³ S. Miglioranza,^{53a,53b} L. Mijović,⁴⁹ G. Mikenberg,¹⁷⁵ M. Mikestikova,¹²⁹ M. Mikuž,⁷⁸ M. Milesi,⁹¹ A. Milic,¹⁶¹ D. A. Millar,⁷⁹ D. W. Miller,³³ C. Mills,⁴⁹ A. Milov,¹⁷⁵ D. A. Milstead,^{148a,148b} A. A. Minaenko,¹³² Y. Minami,¹⁵⁷ I. A. Minashvili,^{54b} A. I. Mincer,¹¹² B. Mindur,^{41a} M. Mineev,⁶⁸ Y. Minegishi,¹⁵⁷ Y. Ming,¹⁷⁶ L. M. Mir,¹³ K. P. Mistry,¹²⁴ T. Mitani,¹⁷⁴ J. Mitrevski,¹⁰² V. A. Mitsou,¹⁷⁰ A. Miucci,¹⁸ P. S. Miyagawa,¹⁴¹ A. Mizukami,⁶⁹ J. U. Mjörnmark,⁸⁴ T. Mkrтчyan,¹⁸⁰ M. Mlynarikova,¹³¹ T. Moa,^{148a,148b} K. Mochizuki,⁹⁷ P. Mogg,⁵¹ S. Mohapatra,³⁸ S. Molander,^{148a,148b} R. Moles-Valls,²³ M. C. Mondragon,⁹³ K. Mönig,⁴⁵ J. Monk,³⁹ E. Monnier,⁸⁸ A. Montalbano,¹⁵⁰ J. Montejo Berlingen,³² F. Monticelli,⁷⁴ S. Monzani,^{94a,94b} R. W. Moore,³ N. Morange,¹¹⁹ D. Moreno,²¹ M. Moreno Llácer,³² P. Morettini,^{53a} S. Morgenstern,³² D. Mori,¹⁴⁴ T. Mori,¹⁵⁷ M. Morii,⁵⁹ M. Morinaga,¹⁷⁴ V. Morisbak,¹²¹ A. K. Morley,³² G. Mornacchi,³² J. D. Morris,⁷⁹ L. Morvaj,¹⁵⁰ P. Moschovakos,¹⁰ M. Mosidze,^{54b} H. J. Moss,¹⁴¹ J. Moss,^{145,kk} K. Motohashi,¹⁵⁹ R. Mount,¹⁴⁵ E. Mountricha,²⁷ E. J. W. Moyses,⁸⁹ S. Muanza,⁸⁸ F. Mueller,¹⁰³ J. Mueller,¹²⁷ R. S. P. Mueller,¹⁰² D. Muenstermann,⁷⁵ P. Mullen,⁵⁶ G. A. Mullier,¹⁸ F. J. Munoz Sanchez,⁸⁷ W. J. Murray,^{173,133} H. Musheghyan,³² M. Muškinja,⁷⁸ A. G. Myagkov,^{132,ll} M. Myska,¹³⁰ B. P. Nachman,¹⁶ O. Nackenhorst,⁵² K. Nagai,¹²² R. Nagai,^{69,ff} K. Nagano,⁶⁹ Y. Nagasaka,⁶¹ K. Nagata,¹⁶⁴ M. Nagel,⁵¹ E. Nagy,⁸⁸ A. M. Nairz,³² Y. Nakahama,¹⁰⁵ K. Nakamura,⁶⁹ T. Nakamura,¹⁵⁷ I. Nakano,¹¹⁴ R. F. Naranjo Garcia,⁴⁵ R. Narayan,¹¹ D. I. Narrias Villar,^{60a} I. Naryshkin,¹²⁵ T. Naumann,⁴⁵ G. Navarro,²¹ R. Nayyar,⁷ H. A. Neal,⁹² P. Yu. Nechaeva,⁹⁸ T. J. Neep,¹³⁸ A. Negri,^{123a,123b} M. Negrini,^{22a} S. Nektarijevic,¹⁰⁸ C. Nellist,¹¹⁹ A. Nelson,¹⁶⁶ M. E. Nelson,¹²² S. Nemecek,¹²⁹ P. Nemethy,¹¹² M. Nessi,^{32,mmm} M. S. Neubauer,¹⁶⁹ M. Neumann,¹⁷⁸ P. R. Newman,¹⁹ T. Y. Ng,^{62c} T. Nguyen Manh,⁹⁷ R. B. Nickerson,¹²² R. Nicolaidou,¹³⁸ J. Nielsen,¹³⁹ V. Nikolaenko,^{132,ll} I. Nikolic-Audit,⁸³ K. Nikolopoulos,¹⁹ J. K. Nilsen,¹²¹ P. Nilsson,²⁷ Y. Ninomiya,¹⁵⁷ A. Nisati,^{134a} N. Nishu,^{36c} R. Nisius,¹⁰³ I. Nitsche,⁴⁶ T. Nitta,¹⁷⁴ T. Nobe,¹⁵⁷ Y. Noguchi,⁷¹ M. Nomachi,¹²⁰ I. Nomidis,³¹ M. A. Nomura,²⁷ T. Nooney,⁷⁹ M. Nordberg,³² N. Norjoharuddeen,¹²² O. Novgorodova,⁴⁷ M. Nozaki,⁶⁹ L. Nozka,¹¹⁷ K. Ntekas,¹⁶⁶ E. Nurse,⁸¹ F. Nuti,⁹¹ K. O'connor,²⁵ D. C. O'Neil,¹⁴⁴ A. A. O'Rourke,⁴⁵ V. O'Shea,⁵⁶ F. G. Oakham,^{31,e} H. Oberlack,¹⁰³ T. Obermann,²³ J. Ocariz,⁸³ A. Ochi,⁷⁰ I. Ochoa,³⁸ J. P. Ochoa-Ricoux,^{34a} S. Oda,⁷³ S. Odaka,⁶⁹ A. Oh,⁸⁷ S. H. Oh,⁴⁸ C. C. Ohm,¹⁶ H. Ohman,¹⁶⁸ H. Oide,^{53a,53b} H. Okawa,¹⁶⁴ Y. Okumura,¹⁵⁷ T. Okuyama,⁶⁹ A. Olariu,^{28b} L. F. Oleiro Seabra,^{128a} S. A. Olivares Pino,^{34a} D. Oliveira Damazio,²⁷ A. Olszewski,⁴² J. Olszowska,⁴² A. Onofre,^{128a,128e} K. Onogi,¹⁰⁵ P. U. E. Onyisi,^{11,bb} H. Oppen,¹²¹ M. J. Oreglia,³³ Y. Oren,¹⁵⁵ D. Orestano,^{136a,136b} N. Orlando,^{62b} R. S. Orr,¹⁶¹ B. Osculati,^{53a,53b,a} R. Ospanov,^{36a} G. Otero y Garzon,²⁹ H. Otono,⁷³ M. Ouchrif,^{137d} F. Ould-Saada,¹²¹ A. Ouraou,¹³⁸ K. P. Oussoren,¹⁰⁹ Q. Ouyang,^{35a} M. Owen,⁵⁶ R. E. Owen,¹⁹ V. E. Ozcan,^{20a} N. Ozturk,⁸ K. Pachal,¹⁴⁴ A. Pacheco Pages,¹³ L. Pacheco Rodriguez,¹³⁸ C. Padilla Aranda,¹³ S. Pagan Griso,¹⁶ M. Paganini,¹⁷⁹ F. Paige,²⁷ G. Palacino,⁶⁴ S. Palazzo,^{40a,40b} S. Palestini,³² M. Palka,^{41b} D. Pallin,³⁷ E. St. Panagiotopoulou,¹⁰ I. Panagoulas,¹⁰ C. E. Pandini,^{126a,126b} J. G. Panduro Vazquez,⁸⁰ P. Pani,³² S. Panitkin,²⁷ D. Pantea,^{28b} L. Paolozzi,⁵² Th. D. Papadopoulou,¹⁰ K. Papageorgiou,^{9,t} A. Paramonov,⁶ D. Paredes Hernandez,¹⁷⁹ A. J. Parker,⁷⁵ M. A. Parker,³⁰ K. A. Parker,⁴⁵ F. Parodi,^{53a,53b} J. A. Parsons,³⁸ U. Parzefall,⁵¹ V. R. Pascuzzi,¹⁶¹ J. M. Pasner,¹³⁹ E. Pasqualucci,^{134a} S. Passaggio,^{53a} Fr. Pastore,⁸⁰ S. Patariaia,⁸⁶ J. R. Pater,⁸⁷ T. Pauly,³² B. Pearson,¹⁰³ S. Pedraza Lopez,¹⁷⁰ R. Pedro,^{128a,128b} S. V. Peleganchuk,^{111,d} O. Penc,¹²⁹ C. Peng,^{35a} H. Peng,^{36a} J. Penwell,⁶⁴ B. S. Peralva,^{26b} M. M. Perego,¹³⁸ D. V. Perepelitsa,²⁷ F. Peri,¹⁷ L. Perini,^{94a,94b} H. Pernegger,³² S. Perrella,^{106a,106b} R. Peschke,⁴⁵ V. D. Peshekhonov,^{68,a} K. Peters,⁴⁵ R. F. Y. Peters,⁸⁷ B. A. Petersen,³² T. C. Petersen,³⁹ E. Petit,⁵⁸ A. Petridis,¹ C. Petridou,¹⁵⁶ P. Petroff,¹¹⁹ E. Petrolo,^{134a} M. Petrov,¹²² F. Petrucci,^{136a,136b} N. E. Pettersson,⁸⁹ A. Peyaud,¹³⁸ R. Pezoa,^{34b} F. H. Phillips,⁹³ P. W. Phillips,¹³³ G. Piacquadio,¹⁵⁰ E. Pianori,¹⁷³ A. Picazio,⁸⁹ E. Piccaro,⁷⁹ M. A. Pickering,¹²² R. Piegaia,²⁹ J. E. Pilcher,³³ A. D. Pilkington,⁸⁷ A. W. J. Pin,⁸⁷ M. Pinamonti,^{135a,135b} J. L. Pinfold,³ H. Pirumov,⁴⁵ M. Pitt,¹⁷⁵ L. Plazak,^{146a} M.-A. Pleier,²⁷ V. Pleskot,⁸⁶ E. Plotnikova,⁶⁸ D. Pluth,⁶⁷ P. Podberczko,¹¹¹ R. Poettgen,⁸⁴ R. Poggi,^{123a,123b} L. Poggioli,¹¹⁹ I. Pogrebnyak,⁹³ D. Pohl,²³ G. Polesello,^{123a} A. Poley,⁴⁵ A. Policicchio,^{40a,40b} R. Polifka,³² A. Polini,^{22a} C. S. Pollard,⁵⁶ V. Polychronakos,²⁷ K. Pommès,³² D. Ponomarenko,¹⁰⁰ L. Pontecorvo,^{134a} G. A. Popeneciu,^{28d} D. M. Portillo Quintero,⁸³ S. Pospisil,¹³⁰ K. Potamianos,¹⁶ I. N. Potrap,⁶⁸ C. J. Potter,³⁰ H. Potti,¹¹ T. Poulsen,⁸⁴ J. Poveda,³² M. E. Pozo Astigarraga,³² P. Pralavorio,⁸⁸ A. Pranko,¹⁶ S. Prell,⁶⁷ D. Price,⁸⁷ M. Primavera,^{76a} S. Prince,⁹⁰ N. Proklova,¹⁰⁰ K. Prokofiev,^{62c} F. Prokoshin,^{34b} S. Protopopescu,²⁷ J. Proudfoot,⁶ M. Przybycien,^{41a} A. Puri,¹⁶⁹ P. Puzo,¹¹⁹ J. Qian,⁹² G. Qin,⁵⁶ Y. Qin,⁸⁷ A. Quadt,⁵⁷ M. Queitsch-Maitland,⁴⁵ D. Quilty,⁵⁶ S. Raddum,¹²¹ V. Radeka,²⁷ V. Radescu,¹²² S. K. Radhakrishnan,¹⁵⁰ P. Radloff,¹¹⁸ P. Rados,⁹¹ F. Ragusa,^{94a,94b} G. Rahal,¹⁸¹ J. A. Raine,⁸⁷ S. Rajagopalan,²⁷ C. Rangel-Smith,¹⁶⁸ T. Rashid,¹¹⁹ S. Raspopov,⁵ M. G. Ratti,^{94a,94b} D. M. Rauch,⁴⁵ F. Rauscher,¹⁰² S. Rave,⁸⁶ I. Ravinovich,¹⁷⁵ J. H. Rawling,⁸⁷ M. Raymond,³² A. L. Read,¹²¹ N. P. Readioff,⁵⁸ M. Reale,^{76a,76b}

D. M. Rebuffi,^{123a,123b} A. Redelbach,¹⁷⁷ G. Redlinger,²⁷ R. Reece,¹³⁹ R. G. Reed,^{147c} K. Reeves,⁴⁴ L. Rehnisch,¹⁷ J. Reichert,¹²⁴ A. Reiss,⁸⁶ C. Rembser,³² H. Ren,^{35a} M. Rescigno,^{134a} S. Resconi,^{94a} E. D. Resseguie,¹²⁴ S. Rettie,¹⁷¹ E. Reynolds,¹⁹ O. L. Rezanova,^{111,d} P. Reznicek,¹³¹ R. Rezvani,⁹⁷ R. Richter,¹⁰³ S. Richter,⁸¹ E. Richter-Was,^{41b} O. Ricken,²³ M. Ridel,⁸³ P. Rieck,¹⁰³ C. J. Riegel,¹⁷⁸ J. Rieger,⁵⁷ O. Rifki,¹¹⁵ M. Rijssenbeek,¹⁵⁰ A. Rimoldi,^{123a,123b} M. Rimoldi,¹⁸ L. Rinaldi,^{22a} G. Ripellino,¹⁴⁹ B. Ristić,³² E. Ritsch,³² I. Riu,¹³ F. Rizatdinova,¹¹⁶ E. Rizvi,⁷⁹ C. Rizzi,¹³ R. T. Roberts,⁸⁷ S. H. Robertson,^{90,p} A. Robichaud-Veronneau,⁹⁰ D. Robinson,³⁰ J. E. M. Robinson,⁴⁵ A. Robson,⁵⁶ E. Rocco,⁸⁶ C. Roda,^{126a,126b} Y. Rodina,^{88,nn} S. Rodriguez Bosca,¹⁷⁰ A. Rodriguez Perez,¹³ D. Rodriguez Rodriguez,¹⁷⁰ S. Roe,³² C. S. Rogan,⁵⁹ O. Røhne,¹²¹ J. Roloff,⁵⁹ A. Romaniouk,¹⁰⁰ M. Romano,^{22a,22b} S. M. Romano Saez,³⁷ E. Romero Adam,¹⁷⁰ N. Rompotis,⁷⁷ M. Ronzani,⁵¹ L. Roos,⁸³ S. Rosati,^{134a} K. Rosbach,⁵¹ P. Rose,¹³⁹ N.-A. Rosien,⁵⁷ E. Rossi,^{106a,106b} L. P. Rossi,^{53a} J. H. N. Rosten,³⁰ R. Rosten,¹⁴⁰ M. Rotaru,^{28b} J. Rothberg,¹⁴⁰ D. Rousseau,¹¹⁹ A. Rozanov,⁸⁸ Y. Rozen,¹⁵⁴ X. Ruan,^{147c} F. Rubbo,¹⁴⁵ F. Rühr,⁵¹ A. Ruiz-Martinez,³¹ Z. Rurikova,⁵¹ N. A. Rusakovich,⁶⁸ H. L. Russell,⁹⁰ J. P. Rutherford,⁷ N. Ruthmann,³² Y. F. Ryabov,¹²⁵ M. Rybar,¹⁶⁹ G. Rybkin,¹¹⁹ S. Ryu,⁶ A. Ryzhov,¹³² G. F. Rzehorz,⁵⁷ A. F. Saavedra,¹⁵² G. Sabato,¹⁰⁹ S. Sacerdoti,²⁹ H. F.-W. Sadrozinski,¹³⁹ R. Sadykov,⁶⁸ F. Safai Tehrani,^{134a} P. Saha,¹¹⁰ M. Sahinsoy,^{60a} M. Saimpert,⁴⁵ M. Saito,¹⁵⁷ T. Saito,¹⁵⁷ H. Sakamoto,¹⁵⁷ Y. Sakurai,¹⁷⁴ G. Salamanna,^{136a,136b} J. E. Salazar Loyola,^{34b} D. Salek,¹⁰⁹ P. H. Sales De Bruin,¹⁶⁸ D. Salihagic,¹⁰³ A. Salnikov,¹⁴⁵ J. Salt,¹⁷⁰ D. Salvatore,^{40a,40b} F. Salvatore,¹⁵¹ A. Salvucci,^{62a,62b,62c} A. Salzburger,³² D. Sammel,⁵¹ D. Sampsonidis,¹⁵⁶ D. Sampsonidou,¹⁵⁶ J. Sánchez,¹⁷⁰ V. Sanchez Martinez,¹⁷⁰ A. Sanchez Pineda,^{167a,167c} H. Sandaker,¹²¹ R. L. Sandbach,⁷⁹ C. O. Sander,⁴⁵ M. Sandhoff,¹⁷⁸ C. Sandoval,²¹ D. P. C. Sankey,¹³³ M. Sannino,^{53a,53b} Y. Sano,¹⁰⁵ A. Sansoni,⁵⁰ C. Santoni,³⁷ H. Santos,^{128a} I. Santoyo Castillo,¹⁵¹ A. Sapronov,⁶⁸ J. G. Saraiva,^{128a,128d} B. Sarrazin,²³ O. Sasaki,⁶⁹ K. Sato,¹⁶⁴ E. Sauvan,⁵ G. Savage,⁸⁰ P. Savard,^{161,e} N. Savic,¹⁰³ C. Sawyer,¹³³ L. Sawyer,^{82,v} J. Saxon,³³ C. Sbarra,^{22a} A. Sbrizzi,^{22a,22b} T. Scanlon,⁸¹ D. A. Scannicchio,¹⁶⁶ J. Schaarschmidt,¹⁴⁰ P. Schacht,¹⁰³ B. M. Schachtner,¹⁰² D. Schaefer,³² L. Schaefer,¹²⁴ R. Schaefer,⁴⁵ J. Schaeffer,⁸⁶ S. Schaepe,²³ S. Schaezel,^{60b} U. Schäfer,⁸⁶ A. C. Schaffer,¹¹⁹ D. Schaile,¹⁰² R. D. Schamberger,¹⁵⁰ V. A. Schegelsky,¹²⁵ D. Scheirich,¹³¹ M. Schernau,¹⁶⁶ C. Schiavi,^{53a,53b} S. Schier,¹³⁹ L. K. Schildgen,²³ C. Schillo,⁵¹ M. Schioppa,^{40a,40b} S. Schlenker,³² K. R. Schmidt-Sommerfeld,¹⁰³ K. Schmieden,³² C. Schmitt,⁸⁶ S. Schmitt,⁴⁵ S. Schmitz,⁸⁶ U. Schnoor,⁵¹ L. Schoeffel,¹³⁸ A. Schoening,^{60b} B. D. Schoenrock,⁹³ E. Schopf,²³ M. Schott,⁸⁶ J. F. P. Schouwenberg,¹⁰⁸ J. Schovancova,³² S. Schramm,⁵² N. Schuh,⁸⁶ A. Schulte,⁸⁶ M. J. Schultens,²³ H.-C. Schultz-Coulon,^{60a} H. Schulz,¹⁷ M. Schumacher,⁵¹ B. A. Schumm,¹³⁹ Ph. Schune,¹³⁸ A. Schwartzman,¹⁴⁵ T. A. Schwarz,⁹² H. Schweiger,⁸⁷ Ph. Schwemling,¹³⁸ R. Schwienhorst,⁹³ J. Schwindling,¹³⁸ A. Sciandra,²³ G. Sciolla,²⁵ M. Scornajenghi,^{40a,40b} F. Scuri,^{126a,126b} F. Scutti,⁹¹ J. Searcy,⁹² P. Seema,²³ S. C. Seidel,¹⁰⁷ A. Seiden,¹³⁹ J. M. Seixas,^{26a} G. Sekhniaidze,^{106a} K. Sekhon,⁹² S. J. Sekula,⁴³ N. Semprini-Cesari,^{22a,22b} S. Senkin,³⁷ C. Serfon,¹²¹ L. Serin,¹¹⁹ L. Serkin,^{167a,167b} M. Sessa,^{136a,136b} R. Seuster,¹⁷² H. Severini,¹¹⁵ T. Sfiligoj,⁷⁸ F. Sforza,¹⁶⁵ A. Sfyrla,⁵² E. Shabalina,⁵⁷ N. W. Shaikh,^{148a,148b} L. Y. Shan,^{35a} R. Shang,¹⁶⁹ J. T. Shank,²⁴ M. Shapiro,¹⁶ P. B. Shatalov,⁹⁹ K. Shaw,^{167a,167b} S. M. Shaw,⁸⁷ A. Shcherbakova,^{148a,148b} C. Y. Shehu,¹⁵¹ Y. Shen,¹¹⁵ N. Sherafati,³¹ P. Sherwood,⁸¹ L. Shi,^{153,oo} S. Shimizu,⁷⁰ C. O. Shimmin,¹⁷⁹ M. Shimojima,¹⁰⁴ I. P. J. Shipsey,¹²² S. Shirabe,⁷³ M. Shiyakova,^{68,pp} J. Shlomi,¹⁷⁵ A. Shmeleva,⁹⁸ D. Shoaleh Saadi,⁹⁷ M. J. Shochet,³³ S. Shojaii,^{94a,94b} D. R. Shope,¹¹⁵ S. Shrestha,¹¹³ E. Shulga,¹⁰⁰ M. A. Shupe,⁷ P. Sicho,¹²⁹ A. M. Sickles,¹⁶⁹ P. E. Sidebo,¹⁴⁹ E. Sideras Haddad,^{147c} O. Sidiropoulou,¹⁷⁷ A. Sidoti,^{22a,22b} F. Siegert,⁴⁷ Dj. Sijacki,¹⁴ J. Silva,^{128a,128d} S. B. Silverstein,^{148a} V. Simak,¹³⁰ L. Simic,¹⁴ S. Simion,¹¹⁹ E. Simioni,⁸⁶ B. Simmons,⁸¹ M. Simon,⁸⁶ P. Sinervo,¹⁶¹ N. B. Sinev,¹¹⁸ M. Sioli,^{22a,22b} G. Siragusa,¹⁷⁷ I. Siral,⁹² S. Yu. Sivoklov,¹⁰¹ J. Sjölin,^{148a,148b} M. B. Skinner,⁷⁵ P. Skubic,¹¹⁵ M. Slater,¹⁹ T. Slavicek,¹³⁰ M. Slawinska,⁴² K. Sliwa,¹⁶⁵ R. Slovak,¹³¹ V. Smakhtin,¹⁷⁵ B. H. Smart,⁵ J. Smiesko,^{146a} N. Smirnov,¹⁰⁰ S. Yu. Smirnov,¹⁰⁰ Y. Smirnov,¹⁰⁰ L. N. Smirnova,^{101,qq} O. Smirnova,⁸⁴ J. W. Smith,⁵⁷ M. N. K. Smith,³⁸ R. W. Smith,³⁸ M. Smizanska,⁷⁵ K. Smolek,¹³⁰ A. A. Snesarev,⁹⁸ I. M. Snyder,¹¹⁸ S. Snyder,²⁷ R. Sobie,^{172,p} F. Socher,⁴⁷ A. Soffer,¹⁵⁵ A. Søggaard,⁴⁹ D. A. Soh,¹⁵³ G. Sokhrannyi,⁷⁸ C. A. Solans Sanchez,³² M. Solar,¹³⁰ E. Yu. Soldatov,¹⁰⁰ U. Soldevila,¹⁷⁰ A. A. Solodkov,¹³² A. Soloshenko,⁶⁸ O. V. Solovyanov,¹³² V. Solovyev,¹²⁵ P. Sommer,⁵¹ H. Son,¹⁶⁵ A. Sopczak,¹³⁰ D. Sosa,^{60b} C. L. Sotiropoulou,^{126a,126b} R. Soualah,^{167a,167c} A. M. Soukharev,^{111,d} D. South,⁴⁵ B. C. Sowden,⁸⁰ S. Spagnolo,^{76a,76b} M. Spalla,^{126a,126b} M. Spangenberg,¹⁷³ F. Spanò,⁸⁰ D. Sperlich,¹⁷ F. Spettel,¹⁰³ T. M. Spieker,^{60a} R. Spighi,^{22a} G. Spigo,³² L. A. Spiller,⁹¹ M. Spousta,¹³¹ R. D. St. Denis,^{56a} A. Stabile,^{94a} R. Stamen,^{60a} S. Stamm,¹⁷ E. Stanecka,⁴² R. W. Stanek,⁶ C. Stanescu,^{136a} M. M. Stanitzki,⁴⁵ B. S. Stapf,¹⁰⁹ S. Stapnes,¹²¹ E. A. Starchenko,¹³² G. H. Stark,³³ J. Stark,⁵⁸ S. H. Stark,³⁹ P. Staroba,¹²⁹ P. Starovoitov,^{60a} S. Stärz,³² R. Staszewski,⁴² M. Stegler,⁴⁵ P. Steinberg,²⁷ B. Stelzer,¹⁴⁴ H. J. Stelzer,³² O. Stelzer-Chilton,^{163a} H. Stenzel,⁵⁵ G. A. Stewart,⁵⁶

M. C. Stockton,¹¹⁸ M. Stoebe,⁹⁰ G. Stoicica,^{28b} P. Stolte,⁵⁷ S. Stonjek,¹⁰³ A. R. Stradling,⁸ A. Straessner,⁴⁷
M. E. Stramaglia,¹⁸ J. Strandberg,¹⁴⁹ S. Strandberg,^{148a,148b} M. Strauss,¹¹⁵ P. Strizenec,^{146b} R. Ströhmer,¹⁷⁷ D. M. Strom,¹¹⁸
R. Stroynowski,⁴³ A. Strubig,⁴⁹ S. A. Stucci,²⁷ B. Stugu,¹⁵ N. A. Styles,⁴⁵ D. Su,¹⁴⁵ J. Su,¹²⁷ S. Suchek,^{60a} Y. Sugaya,¹²⁰
M. Suk,¹³⁰ V. V. Sulin,⁹⁸ DMS Sultan,^{162a,162b} S. Sultansoy,^{4c} T. Sumida,⁷¹ S. Sun,⁵⁹ X. Sun,³ K. Suruliz,¹⁵¹ C. J. E. Suster,¹⁵²
M. R. Sutton,¹⁵¹ S. Suzuki,⁶⁹ M. Svatos,¹²⁹ M. Swiatlowski,³³ S. P. Swift,² I. Sykora,^{146a} T. Sykora,¹³¹ D. Ta,⁵¹
K. Tackmann,⁴⁵ J. Taenzer,¹⁵⁵ A. Taffard,¹⁶⁶ R. Tahirout,^{163a} E. Tahirovic,⁷⁹ N. Taiblum,¹⁵⁵ H. Takai,²⁷ R. Takashima,⁷²
E. H. Takasugi,¹⁰³ T. Takeshita,¹⁴² Y. Takubo,⁶⁹ M. Talby,⁸⁸ A. A. Talyshev,^{111,d} J. Tanaka,¹⁵⁷ M. Tanaka,¹⁵⁹ R. Tanaka,¹¹⁹
S. Tanaka,⁶⁹ R. Tanioka,⁷⁰ B. B. Tannenwald,¹¹³ S. Tapia Araya,^{34b} S. Tapprogge,⁸⁶ S. Tarem,¹⁵⁴ G. F. Tartarelli,^{94a} P. Tas,¹³¹
M. Tasevsky,¹²⁹ T. Tashiro,⁷¹ E. Tassi,^{40a,40b} A. Tavares Delgado,^{128a,128b} Y. Tayalati,^{137e} A. C. Taylor,¹⁰⁷ A. J. Taylor,⁴⁹
G. N. Taylor,⁹¹ P. T. E. Taylor,⁹¹ W. Taylor,^{163b} P. Teixeira-Dias,⁸⁰ D. Temple,¹⁴⁴ H. Ten Kate,³² P. K. Teng,¹⁵³ J. J. Teoh,¹²⁰
F. Tepel,¹⁷⁸ S. Terada,⁶⁹ K. Terashi,¹⁵⁷ J. Terron,⁸⁵ S. Terzo,¹³ M. Testa,⁵⁰ R. J. Teuscher,^{161,p} T. Theveneaux-Pelzer,⁸⁸
F. Thiele,³⁹ J. P. Thomas,¹⁹ J. Thomas-Wilsker,⁸⁰ P. D. Thompson,¹⁹ A. S. Thompson,⁵⁶ L. A. Thomsen,¹⁷⁹ E. Thomson,¹²⁴
M. J. Tibbetts,¹⁶ R. E. Tice Torres,⁸⁸ V. O. Tikhomirov,^{98,r} Yu. A. Tikhonov,^{111,d} S. Timoshenko,¹⁰⁰ P. Tipton,¹⁷⁹
S. Tisserant,⁸⁸ K. Todome,¹⁵⁹ S. Todorova-Nova,⁵ S. Todt,⁴⁷ J. Tojo,⁷³ S. Tokár,^{146a} K. Tokushuku,⁶⁹ E. Tolley,⁵⁹
L. Tomlinson,⁸⁷ M. Tomoto,¹⁰⁵ L. Tompkins,^{145,ss} K. Toms,¹⁰⁷ B. Tong,⁵⁹ P. Tornambe,⁵¹ E. Torrence,¹¹⁸ H. Torres,⁴⁷
E. Torró Pastor,¹⁴⁰ J. Toth,^{88,tt} F. Touchard,⁸⁸ D. R. Tovey,¹⁴¹ C. J. Treado,¹¹² T. Trefzger,¹⁷⁷ F. Tresoldi,¹⁵¹ A. Tricoli,²⁷
I. M. Trigger,^{163a} S. Trincaz-Duvold,⁸³ M. F. Tripiana,¹³ W. Trischuk,¹⁶¹ B. Trocmé,⁵⁸ A. Trofymov,⁴⁵ C. Troncon,^{94a}
M. Trotter-McDonald,¹⁶ M. Trovatelli,¹⁷² L. Truong,^{147b} M. Trzebinski,⁴² A. Trzupek,⁴² K. W. Tsang,^{62a} J. C-L. Tseng,¹²²
P. V. Tsiareshka,⁹⁵ G. Tsipolitis,¹⁰ N. Tsirintanis,⁹ S. Tsiskaridze,¹³ V. Tsiskaridze,⁵¹ E. G. Tskhadadze,^{54a} K. M. Tsui,^{62a}
I. I. Tsukerman,⁹⁹ V. Tsulaia,¹⁶ S. Tsuno,⁶⁹ D. Tsybychev,¹⁵⁰ Y. Tu,^{62b} A. Tudorache,^{28b} V. Tudorache,^{28b} T. T. Tulbure,^{28a}
A. N. Tuna,⁵⁹ S. A. Tupputi,^{22a,22b} S. Turchikhin,⁶⁸ D. Turgeman,¹⁷⁵ I. Turk Cakir,^{4b,uu} R. Turra,^{94a} P. M. Tuts,³⁸
G. Uccielli,^{22a,22b} I. Ueda,⁶⁹ M. Ughetto,^{148a,148b} F. Ukegawa,¹⁶⁴ G. Unal,³² A. Undrus,²⁷ G. Unel,¹⁶⁶ F. C. Ungaro,⁹¹
Y. Unno,⁶⁹ C. Unverdorben,¹⁰² J. Urban,^{146b} P. Urquijo,⁹¹ P. Urrejola,⁸⁶ G. Usai,⁸ J. Usui,⁶⁹ L. Vacavant,⁸⁸ V. Vacek,¹³⁰
B. Vachon,⁹⁰ K. O. H. Vadla,¹²¹ A. Vaidya,⁸¹ C. Valderanis,¹⁰² E. Valdes Santurio,^{148a,148b} M. Valente,⁵² S. Valentinetti,^{22a,22b}
A. Valero,¹⁷⁰ L. Valéry,¹³ S. Valkar,¹³¹ A. Vallier,⁵ J. A. Valls Ferrer,¹⁷⁰ W. Van Den Wollenberg,¹⁰⁹ H. van der Graaf,¹⁰⁹
P. van Gemmeren,⁶ J. Van Nieuwkoop,¹⁴⁴ I. van Vulpen,¹⁰⁹ M. C. van Woerden,¹⁰⁹ M. Vanadia,^{135a,135b} W. Vandelli,³²
A. Vaniachine,¹⁶⁰ P. Vankov,¹⁰⁹ G. Vardanyan,¹⁸⁰ R. Vari,^{134a} E. W. Varnes,⁷ C. Varni,^{53a,53b} T. Varol,⁴³ D. Varouchas,¹¹⁹
A. Vartapetian,⁸ K. E. Varvell,¹⁵² J. G. Vasquez,¹⁷⁹ G. A. Vasquez,^{34b} F. Vazeille,³⁷ T. Vazquez Schroeder,⁹⁰ J. Veatch,⁵⁷
V. Veeraraghavan,⁷ L. M. Veloce,¹⁶¹ F. Veloso,^{128a,128c} S. Veneziano,^{134a} A. Ventura,^{76a,76b} M. Venturi,¹⁷² N. Venturi,³²
A. Venturini,²⁵ V. Vercesi,^{123a} M. Verducci,^{136a,136b} W. Verkerke,¹⁰⁹ A. T. Vermeulen,¹⁰⁹ J. C. Vermeulen,¹⁰⁹
M. C. Vetterli,^{144,e} N. Viaux Maira,^{34b} O. Viazlo,⁸⁴ I. Vichou,^{169,a} T. Vickey,¹⁴¹ O. E. Vickey Boeriu,¹⁴¹
G. H. A. Viehhauser,¹²² S. Viel,¹⁶ L. Vigani,¹²² M. Villa,^{22a,22b} M. Villaplana Perez,^{94a,94b} E. Vilucchi,⁵⁰ M. G. Vincker,³¹
V. B. Vinogradov,⁶⁸ A. Vishwakarma,⁴⁵ C. Vittori,^{22a,22b} I. Vivarelli,¹⁵¹ S. Vlachos,¹⁰ M. Vogel,¹⁷⁸ P. Vokac,¹³⁰ G. Volpi,¹³
H. von der Schmitt,¹⁰³ E. von Toerne,²³ V. Vorobel,¹³¹ K. Vorobev,¹⁰⁰ M. Vos,¹⁷⁰ R. Voss,³² J. H. Vosseveld,⁷⁷ N. Vranjes,¹⁴
M. Vranjes Milosavljevic,¹⁴ V. Vrba,¹³⁰ M. Vreeswijk,¹⁰⁹ R. Vuillemet,³² I. Vukotic,³³ P. Wagner,²³ W. Wagner,¹⁷⁸
J. Wagner-Kuhr,¹⁰² H. Wahlberg,⁷⁴ S. Wahrmund,⁴⁷ J. Walder,⁷⁵ R. Walker,¹⁰² W. Walkowiak,¹⁴³ V. Wallangen,^{148a,148b}
C. Wang,^{35b} C. Wang,^{36b,vv} F. Wang,¹⁷⁶ H. Wang,¹⁶ H. Wang,³ J. Wang,⁴⁵ J. Wang,¹⁵² Q. Wang,¹¹⁵ R. Wang,⁶ S. M. Wang,¹⁵³
T. Wang,³⁸ W. Wang,^{153,ww} W. Wang,^{36a,xx} Z. Wang,^{36c} C. Wanotayaroj,¹¹⁸ A. Warburton,⁹⁰ C. P. Ward,³⁰ D. R. Wardrope,⁸¹
A. Washbrook,⁴⁹ P. M. Watkins,¹⁹ A. T. Watson,¹⁹ M. F. Watson,¹⁹ G. Watts,¹⁴⁰ S. Watts,⁸⁷ B. M. Waugh,⁸¹ A. F. Webb,¹¹
S. Webb,⁸⁶ M. S. Weber,¹⁸ S. W. Weber,¹⁷⁷ S. A. Weber,³¹ J. S. Webster,⁶ A. R. Weidberg,¹²² B. Weinert,⁶⁴ J. Weingarten,⁵⁷
M. Weirich,⁸⁶ C. Weiser,⁵¹ H. Weits,¹⁰⁹ P. S. Wells,³² T. Wenaus,²⁷ T. Wengler,³² S. Wenig,³² N. Wermes,²³ M. D. Werner,⁶⁷
P. Werner,³² M. Wessels,^{60a} T. D. Weston,¹⁸ K. Whalen,¹¹⁸ N. L. Whallon,¹⁴⁰ A. M. Wharton,⁷⁵ A. S. White,⁹² A. White,⁸
M. J. White,¹ R. White,^{34b} D. Whiteson,¹⁶⁶ B. W. Whitmore,⁷⁵ F. J. Wickens,¹³³ W. Wiedenmann,¹⁷⁶ M. Wielers,¹³³
C. Wiglesworth,³⁹ L. A. M. Wiik-Fuchs,⁵¹ A. Wildauer,¹⁰³ F. Wilk,⁸⁷ H. G. Wilkens,³² H. H. Williams,¹²⁴ S. Williams,¹⁰⁹
C. Willis,⁹³ S. Willocq,⁸⁹ J. A. Wilson,¹⁹ I. Wingerter-Seez,⁵ E. Winkels,¹⁵¹ F. Winklmeier,¹¹⁸ O. J. Winston,¹⁵¹
B. T. Winter,²³ M. Wittgen,¹⁴⁵ M. Wobisch,^{82,v} T. M. H. Wolf,¹⁰⁹ R. Wolff,⁸⁸ M. W. Wolter,⁴² H. Wolters,^{128a,128c}
V. W. S. Wong,¹⁷¹ S. D. Worm,¹⁹ B. K. Wosiek,⁴² J. Wotschack,³² K. W. Wozniak,⁴² M. Wu,³³ S. L. Wu,¹⁷⁶ X. Wu,⁵²
Y. Wu,⁹² T. R. Wyatt,⁸⁷ B. M. Wynne,⁴⁹ S. Xella,³⁹ Z. Xi,⁹² L. Xia,^{35c} D. Xu,^{35a} L. Xu,²⁷ T. Xu,¹³⁸ B. Yabsley,¹⁵²
S. Yacoob,^{147a} D. Yamaguchi,¹⁵⁹ Y. Yamaguchi,¹⁵⁹ A. Yamamoto,⁶⁹ S. Yamamoto,¹⁵⁷ T. Yamanaka,¹⁵⁷ F. Yamane,⁷⁰

M. Yamatani,¹⁵⁷ Y. Yamazaki,⁷⁰ Z. Yan,²⁴ H. Yang,^{36c} H. Yang,¹⁶ Y. Yang,¹⁵³ Z. Yang,¹⁵ W-M. Yao,¹⁶ Y. C. Yap,⁸³ Y. Yasu,⁶⁹ E. Yatsenko,⁵ K. H. Yau Wong,²³ J. Ye,⁴³ S. Ye,²⁷ I. Yeletsikh,⁶⁸ E. Yigitbasi,²⁴ E. Yildirim,⁸⁶ K. Yorita,¹⁷⁴ K. Yoshihara,¹²⁴ C. Young,¹⁴⁵ C. J. S. Young,³² J. Yu,⁸ J. Yu,⁶⁷ S. P. Y. Yuen,²³ I. Yusuf,^{30,yy} B. Zabinski,⁴² G. Zacharis,¹⁰ R. Zaidan,¹³ A. M. Zaitsev,^{132,ll} N. Zakharchuk,⁴⁵ J. Zalieckas,¹⁵ A. Zaman,¹⁵⁰ S. Zambito,⁵⁹ D. Zanzi,⁹¹ C. Zeitnitz,¹⁷⁸ G. Zemaityte,¹²² A. Zemla,^{41a} J. C. Zeng,¹⁶⁹ Q. Zeng,¹⁴⁵ O. Zenin,¹³² T. Ženiš,^{146a} D. Zerwas,¹¹⁹ D. Zhang,⁹² F. Zhang,¹⁷⁶ G. Zhang,^{36a,xx} H. Zhang,¹¹⁹ J. Zhang,⁶ L. Zhang,⁵¹ L. Zhang,^{36a} M. Zhang,¹⁶⁹ P. Zhang,^{35b} R. Zhang,²³ R. Zhang,^{36a,vv} X. Zhang,^{36b} Y. Zhang,^{35a} Z. Zhang,¹¹⁹ X. Zhao,⁴³ Y. Zhao,^{36b,zz} Z. Zhao,^{36a} A. Zhemchugov,⁶⁸ B. Zhou,⁹² C. Zhou,¹⁷⁶ L. Zhou,⁴³ M. Zhou,^{35a} M. Zhou,¹⁵⁰ N. Zhou,^{35c} C. G. Zhu,^{36b} H. Zhu,^{35a} J. Zhu,⁹² Y. Zhu,^{36a} X. Zhuang,^{35a} K. Zhukov,⁹⁸ A. Zibell,¹⁷⁷ D. Zieminska,⁶⁴ N. I. Zimine,⁶⁸ C. Zimmermann,⁸⁶ S. Zimmermann,⁵¹ Z. Zinonos,¹⁰³ M. Zinser,⁸⁶ M. Ziolkowski,¹⁴³ L. Živković,¹⁴ G. Zobernig,¹⁷⁶ A. Zoccoli,^{22a,22b} R. Zou,³³ M. zur Nedden,¹⁷ and L. Zwalinski³²

(ATLAS Collaboration)

¹*Department of Physics, University of Adelaide, Adelaide, Australia*

²*Physics Department, SUNY Albany, Albany New York, USA*

³*Department of Physics, University of Alberta, Edmonton Alberta, Canada*

^{4a}*Department of Physics, Ankara University, Ankara, Turkey*

^{4b}*Istanbul Aydin University, Istanbul, Turkey*

^{4c}*Division of Physics, TOBB University of Economics and Technology, Ankara, Turkey*

⁵*LAPP, CNRS/IN2P3 and Université Savoie Mont Blanc, Annecy-le-Vieux, France*

⁶*High Energy Physics Division, Argonne National Laboratory, Argonne Illinois, USA*

⁷*Department of Physics, University of Arizona, Tucson Arizona, USA*

⁸*Department of Physics, The University of Texas at Arlington, Arlington Texas, USA*

⁹*Physics Department, National and Kapodistrian University of Athens, Athens, Greece*

¹⁰*Physics Department, National Technical University of Athens, Zografou, Greece*

¹¹*Department of Physics, The University of Texas at Austin, Austin Texas, USA*

¹²*Institute of Physics, Azerbaijan Academy of Sciences, Baku, Azerbaijan*

¹³*Institut de Física d'Altes Energies (IFAE), The Barcelona Institute of Science and Technology, Barcelona, Spain*

¹⁴*Institute of Physics, University of Belgrade, Belgrade, Serbia*

¹⁵*Department for Physics and Technology, University of Bergen, Bergen, Norway*

¹⁶*Physics Division, Lawrence Berkeley National Laboratory and University of California, Berkeley California, USA*

¹⁷*Department of Physics, Humboldt University, Berlin, Germany*

¹⁸*Albert Einstein Center for Fundamental Physics and Laboratory for High Energy Physics, University of Bern, Bern, Switzerland*

¹⁹*School of Physics and Astronomy, University of Birmingham, Birmingham, United Kingdom*

^{20a}*Department of Physics, Bogazici University, Istanbul, Turkey*

^{20b}*Department of Physics Engineering, Gaziantep University, Gaziantep, Turkey*

^{20d}*Istanbul Bilgi University, Faculty of Engineering and Natural Sciences, Istanbul, Turkey*

^{20c}*Bahcesehir University, Faculty of Engineering and Natural Sciences, Istanbul, Turkey*

²¹*Centro de Investigaciones, Universidad Antonio Narino, Bogota, Colombia*

^{22a}*INFN Sezione di Bologna, Italy*

^{22b}*Dipartimento di Fisica e Astronomia, Università di Bologna, Bologna, Italy*

²³*Physikalisches Institut, University of Bonn, Bonn, Germany*

²⁴*Department of Physics, Boston University, Boston Massachusetts, USA*

²⁵*Department of Physics, Brandeis University, Waltham Massachusetts, USA*

^{26a}*Universidade Federal do Rio De Janeiro COPPE/EE/IF, Rio de Janeiro, Brazil*

^{26b}*Electrical Circuits Department, Federal University of Juiz de Fora (UFJF), Juiz de Fora, Brazil*

^{26c}*Federal University of Sao Joao del Rei (UFSJ), Sao Joao del Rei, Brazil*

^{26d}*Instituto de Fisica, Universidade de Sao Paulo, Sao Paulo, Brazil*

²⁷*Physics Department, Brookhaven National Laboratory, Upton New York, USA*

^{28a}*Transilvania University of Brasov, Brasov, Romania*

^{28b}*Horia Hulubei National Institute of Physics and Nuclear Engineering, Bucharest, Romania*

^{28c}*Department of Physics, Alexandru Ioan Cuza University of Iasi, Iasi, Romania*

^{28d}*National Institute for Research and Development of Isotopic and Molecular Technologies, Physics Department, Cluj Napoca, Romania*

- ^{28e}University Politehnica Bucharest, Bucharest, Romania
^{28f}West University in Timisoara, Timisoara, Romania
- ²⁹Departamento de Física, Universidad de Buenos Aires, Buenos Aires, Argentina
³⁰Cavendish Laboratory, University of Cambridge, Cambridge, United Kingdom
³¹Department of Physics, Carleton University, Ottawa Ontario, Canada
³²CERN, Geneva, Switzerland
- ³³Enrico Fermi Institute, University of Chicago, Chicago Illinois, USA
^{34a}Departamento de Física, Pontificia Universidad Católica de Chile, Santiago, Chile
^{34b}Departamento de Física, Universidad Técnica Federico Santa María, Valparaíso, Chile
^{35a}Institute of High Energy Physics, Chinese Academy of Sciences, Beijing, China
^{35b}Department of Physics, Nanjing University, Jiangsu, China
^{35c}Physics Department, Tsinghua University, Beijing 100084, China
- ^{36a}Department of Modern Physics and State Key Laboratory of Particle Detection and Electronics, University of Science and Technology of China, Anhui, China
^{36b}School of Physics, Shandong University, Shandong, China
^{36c}Department of Physics and Astronomy, Key Laboratory for Particle Physics, Astrophysics and Cosmology, Ministry of Education; Shanghai Key Laboratory for Particle Physics and Cosmology, Shanghai Jiao Tong University, Shanghai(also at PKU-CHEP), China
- ³⁷Université Clermont Auvergne, CNRS/IN2P3, LPC, Clermont-Ferrand, France
³⁸Nevis Laboratory, Columbia University, Irvington New York, USA
³⁹Niels Bohr Institute, University of Copenhagen, Copenhagen, Denmark
- ^{40a}INFN Gruppo Collegato di Cosenza, Laboratori Nazionali di Frascati, Italy
^{40b}Dipartimento di Fisica, Università della Calabria, Rende, Italy
- ^{41a}AGH University of Science and Technology, Faculty of Physics and Applied Computer Science, Krakow, Poland
^{41b}Marian Smoluchowski Institute of Physics, Jagiellonian University, Krakow, Poland
⁴²Institute of Nuclear Physics Polish Academy of Sciences, Krakow, Poland
⁴³Physics Department, Southern Methodist University, Dallas Texas, USA
⁴⁴Physics Department, University of Texas at Dallas, Richardson Texas, USA
⁴⁵DESY, Hamburg and Zeuthen, Germany
- ⁴⁶Lehrstuhl für Experimentelle Physik IV, Technische Universität Dortmund, Dortmund, Germany
⁴⁷Institut für Kern- und Teilchenphysik, Technische Universität Dresden, Dresden, Germany
⁴⁸Department of Physics, Duke University, Durham North Carolin, USA
- ⁴⁹SUPA - School of Physics and Astronomy, University of Edinburgh, Edinburgh, United Kingdom
⁵⁰INFN e Laboratori Nazionali di Frascati, Frascati, Italy
⁵¹Fakultät für Mathematik und Physik, Albert-Ludwigs-Universität, Freiburg, Germany
- ⁵²Departement de Physique Nucleaire et Corpusculaire, Université de Genève, Geneva, Switzerland
^{53a}INFN Sezione di Genova, Italy
^{53b}Dipartimento di Fisica, Università di Genova, Genova, Italy
- ^{54a}E. Andronikashvili Institute of Physics, Iv. Javakishvili Tbilisi State University, Tbilisi, Georgia
^{54b}High Energy Physics Institute, Tbilisi State University, Tbilisi, Georgia
⁵⁵II Physikalisches Institut, Justus-Liebig-Universität Giessen, Giessen, Germany
- ⁵⁶SUPA - School of Physics and Astronomy, University of Glasgow, Glasgow, United Kingdom
⁵⁷II Physikalisches Institut, Georg-August-Universität, Göttingen, Germany
- ⁵⁸Laboratoire de Physique Subatomique et de Cosmologie, Université Grenoble-Alpes, CNRS/IN2P3, Grenoble, France
- ⁵⁹Laboratory for Particle Physics and Cosmology, Harvard University, Cambridge Massachusetts, USA
^{60a}Kirchhoff-Institut für Physik, Ruprecht-Karls-Universität Heidelberg, Heidelberg, Germany
^{60b}Physikalisches Institut, Ruprecht-Karls-Universität Heidelberg, Heidelberg, Germany
- ⁶¹Faculty of Applied Information Science, Hiroshima Institute of Technology, Hiroshima, Japan
^{62a}Department of Physics, The Chinese University of Hong Kong, Shatin, N.T., Hong Kong, China
^{62b}Department of Physics, The University of Hong Kong, Hong Kong, China
- ^{62c}Department of Physics and Institute for Advanced Study, The Hong Kong University of Science and Technology, Clear Water Bay, Kowloon, Hong Kong, China
⁶³Department of Physics, National Tsing Hua University, Taiwan, Taiwan
⁶⁴Department of Physics, Indiana University, Bloomington Indiana, USA
- ⁶⁵Institut für Astro- und Teilchenphysik, Leopold-Franzens-Universität, Innsbruck, Austria
⁶⁶University of Iowa, Iowa City Iowa, USA
- ⁶⁷Department of Physics and Astronomy, Iowa State University, Ames Iowa, USA
⁶⁸Joint Institute for Nuclear Research, JINR Dubna, Dubna, Russia

- ⁶⁹KEK, High Energy Accelerator Research Organization, Tsukuba, Japan
⁷⁰Graduate School of Science, Kobe University, Kobe, Japan
⁷¹Faculty of Science, Kyoto University, Kyoto, Japan
⁷²Kyoto University of Education, Kyoto, Japan
⁷³Research Center for Advanced Particle Physics and Department of Physics, Kyushu University, Fukuoka, Japan
⁷⁴Instituto de Física La Plata, Universidad Nacional de La Plata and CONICET, La Plata, Argentina
⁷⁵Physics Department, Lancaster University, Lancaster, United Kingdom
^{76a}INFN Sezione di Lecce, Italy
^{76b}Dipartimento di Matematica e Fisica, Università del Salento, Lecce, Italy
⁷⁷Oliver Lodge Laboratory, University of Liverpool, Liverpool, United Kingdom
⁷⁸Department of Experimental Particle Physics, Jožef Stefan Institute and Department of Physics, University of Ljubljana, Ljubljana, Slovenia
⁷⁹School of Physics and Astronomy, Queen Mary University of London, London, United Kingdom
⁸⁰Department of Physics, Royal Holloway University of London, Surrey, United Kingdom
⁸¹Department of Physics and Astronomy, University College London, London, United Kingdom
⁸²Louisiana Tech University, Ruston Louisiana, USA
⁸³Laboratoire de Physique Nucléaire et de Hautes Energies, UPMC and Université Paris-Diderot and CNRS/IN2P3, Paris, France
⁸⁴Fysiska institutionen, Lunds universitet, Lund, Sweden
⁸⁵Departamento de Física Teórica C-15, Universidad Autónoma de Madrid, Madrid, Spain
⁸⁶Institut für Physik, Universität Mainz, Mainz, Germany
⁸⁷School of Physics and Astronomy, University of Manchester, Manchester, United Kingdom
⁸⁸CPPM, Aix-Marseille Université and CNRS/IN2P3, Marseille, France
⁸⁹Department of Physics, University of Massachusetts, Amherst Massachusetts, USA
⁹⁰Department of Physics, McGill University, Montreal Québec, Canada
⁹¹School of Physics, University of Melbourne, Victoria, Australia
⁹²Department of Physics, The University of Michigan, Ann Arbor Michigan, USA
⁹³Department of Physics and Astronomy, Michigan State University, East Lansing Michigan, USA
^{94a}INFN Sezione di Milano, Italy
^{94b}Dipartimento di Fisica, Università di Milano, Milano, Italy
⁹⁵B.I. Stepanov Institute of Physics, National Academy of Sciences of Belarus, Minsk, Republic of Belarus
⁹⁶Research Institute for Nuclear Problems of Byelorussian State University, Minsk, Republic of Belarus
⁹⁷Group of Particle Physics, University of Montreal, Montreal Québec, Canada
⁹⁸P.N. Lebedev Physical Institute of the Russian Academy of Sciences, Moscow, Russia
⁹⁹Institute for Theoretical and Experimental Physics (ITEP), Moscow, Russia
¹⁰⁰National Research Nuclear University MEPhI, Moscow, Russia
¹⁰¹D.V. Skobel'syn Institute of Nuclear Physics, M.V. Lomonosov Moscow State University, Moscow, Russia
¹⁰²Fakultät für Physik, Ludwig-Maximilians-Universität München, München, Germany
¹⁰³Max-Planck-Institut für Physik (Werner-Heisenberg-Institut), München, Germany
¹⁰⁴Nagasaki Institute of Applied Science, Nagasaki, Japan
¹⁰⁵Graduate School of Science and Kobayashi-Maskawa Institute, Nagoya University, Nagoya, Japan
^{106a}INFN Sezione di Napoli, Italy
^{106b}Dipartimento di Fisica, Università di Napoli, Napoli, Italy
¹⁰⁷Department of Physics and Astronomy, University of New Mexico, Albuquerque New Mexico, USA
¹⁰⁸Institute for Mathematics, Astrophysics and Particle Physics, Radboud University Nijmegen/Nikhef, Nijmegen, Netherlands
¹⁰⁹Nikhef National Institute for Subatomic Physics and University of Amsterdam, Amsterdam, Netherlands
¹¹⁰Department of Physics, Northern Illinois University, DeKalb Illinois, USA
¹¹¹Budker Institute of Nuclear Physics, SB RAS, Novosibirsk, Russia
¹¹²Department of Physics, New York University, New York, USA
¹¹³Ohio State University, Columbus Ohio, USA
¹¹⁴Faculty of Science, Okayama University, Okayama, Japan
¹¹⁵Homer L. Dodge Department of Physics and Astronomy, University of Oklahoma, Norman Oklahoma, USA
¹¹⁶Department of Physics, Oklahoma State University, Stillwater Oklahoma, USA
¹¹⁷Palacký University, RCPTM, Olomouc, Czech Republic
¹¹⁸Center for High Energy Physics, University of Oregon, Eugene Oregon, USA
¹¹⁹LAL, Univ. Paris-Sud, CNRS/IN2P3, Université Paris-Saclay, Orsay, France

- ¹²⁰Graduate School of Science, Osaka University, Osaka, Japan
¹²¹Department of Physics, University of Oslo, Oslo, Norway
¹²²Department of Physics, Oxford University, Oxford, United Kingdom
^{123a}INFN Sezione di Pavia, Italy
^{123b}Dipartimento di Fisica, Università di Pavia, Pavia, Italy
¹²⁴Department of Physics, University of Pennsylvania, Philadelphia Pennsylvania, USA
¹²⁵National Research Centre “Kurchatov Institute” B.P.Konstantinov Petersburg Nuclear Physics Institute, St. Petersburg, Russia
^{126a}INFN Sezione di Pisa, Italy
^{126b}Dipartimento di Fisica E. Fermi, Università di Pisa, Pisa, Italy
¹²⁷Department of Physics and Astronomy, University of Pittsburgh, Pittsburgh Pennsylvania, USA
^{128a}Laboratório de Instrumentação e Física Experimental de Partículas - LIP, Lisboa, Portugal
^{128b}Faculdade de Ciências, Universidade de Lisboa, Lisboa, Portugal
^{128c}Department of Physics, University of Coimbra, Coimbra, Portugal
^{128d}Centro de Física Nuclear da Universidade de Lisboa, Lisboa, Portugal
^{128e}Departamento de Física, Universidade do Minho, Braga, Portugal
^{128f}Departamento de Física Teórica y del Cosmos, Universidad de Granada, Granada, Portugal
^{128g}Dep Física and CEFITEC of Faculdade de Ciências e Tecnologia, Universidade Nova de Lisboa, Caparica, Portugal
¹²⁹Institute of Physics, Academy of Sciences of the Czech Republic, Praha, Czech Republic
¹³⁰Czech Technical University in Prague, Praha, Czech Republic
¹³¹Charles University, Faculty of Mathematics and Physics, Prague, Czech Republic
¹³²State Research Center Institute for High Energy Physics (Protvino), NRC KI, Russia
¹³³Particle Physics Department, Rutherford Appleton Laboratory, Didcot, United Kingdom
^{134a}INFN Sezione di Roma, Italy
^{134b}Dipartimento di Fisica, Sapienza Università di Roma, Roma, Italy
^{135a}INFN Sezione di Roma Tor Vergata, Italy
^{135b}Dipartimento di Fisica, Università di Roma Tor Vergata, Roma, Italy
^{136a}INFN Sezione di Roma Tre, Italy
^{136b}Dipartimento di Matematica e Fisica, Università Roma Tre, Roma, Italy
^{137a}Faculté des Sciences Ain Chock, Réseau Universitaire de Physique des Hautes Energies - Université Hassan II, Casablanca, Morocco
^{137b}Centre National de l’Energie des Sciences Techniques Nucleaires, Rabat, Morocco
^{137c}Faculté des Sciences Semlalia, Université Cadi Ayyad, LPHEA-Marrakech, Morocco
^{137d}Faculté des Sciences, Université Mohamed Premier and LTPM, Oujda, Morocco
^{137e}Faculté des sciences, Université Mohammed V, Rabat, Morocco
¹³⁸DSM/IRFU (Institut de Recherches sur les Lois Fondamentales de l’Univers), CEA Saclay (Commissariat à l’Energie Atomique et aux Energies Alternatives), Gif-sur-Yvette, France
¹³⁹Santa Cruz Institute for Particle Physics, University of California Santa Cruz, Santa Cruz California, USA
¹⁴⁰Department of Physics, University of Washington, Seattle Washington, USA
¹⁴¹Department of Physics and Astronomy, University of Sheffield, Sheffield, United Kingdom
¹⁴²Department of Physics, Shinshu University, Nagano, Japan
¹⁴³Department Physik, Universität Siegen, Siegen, Germany
¹⁴⁴Department of Physics, Simon Fraser University, Burnaby British Columbia, Canada
¹⁴⁵SLAC National Accelerator Laboratory, Stanford California, USA
^{146a}Faculty of Mathematics, Physics & Informatics, Comenius University, Bratislava, Slovak Republic
^{146b}Department of Subnuclear Physics, Institute of Experimental Physics of the Slovak Academy of Sciences, Kosice, Slovak Republic
^{147a}Department of Physics, University of Cape Town, Cape Town, South Africa
^{147b}Department of Physics, University of Johannesburg, Johannesburg, South Africa
^{147c}School of Physics, University of the Witwatersrand, Johannesburg, South Africa
^{148a}Department of Physics, Stockholm University, Sweden
^{148b}The Oskar Klein Centre, Stockholm, Sweden
¹⁴⁹Physics Department, Royal Institute of Technology, Stockholm, Sweden
¹⁵⁰Departments of Physics & Astronomy and Chemistry, Stony Brook University, Stony Brook New York, USA
¹⁵¹Department of Physics and Astronomy, University of Sussex, Brighton, United Kingdom
¹⁵²School of Physics, University of Sydney, Sydney, Australia
¹⁵³Institute of Physics, Academia Sinica, Taipei, Taiwan

- ¹⁵⁴*Department of Physics, Technion: Israel Institute of Technology, Haifa, Israel*
- ¹⁵⁵*Raymond and Beverly Sackler School of Physics and Astronomy, Tel Aviv University, Tel Aviv, Israel*
- ¹⁵⁶*Department of Physics, Aristotle University of Thessaloniki, Thessaloniki, Greece*
- ¹⁵⁷*International Center for Elementary Particle Physics and Department of Physics, The University of Tokyo, Tokyo, Japan*
- ¹⁵⁸*Graduate School of Science and Technology, Tokyo Metropolitan University, Tokyo, Japan*
- ¹⁵⁹*Department of Physics, Tokyo Institute of Technology, Tokyo, Japan*
- ¹⁶⁰*Tomsk State University, Tomsk, Russia*
- ¹⁶¹*Department of Physics, University of Toronto, Toronto Ontario, Canada*
- ^{162a}*INFN-TIFPA, Italy*
- ^{162b}*University of Trento, Trento, Italy*
- ^{163a}*TRIUMF, Vancouver British Columbia, Canada*
- ^{163b}*Department of Physics and Astronomy, York University, Toronto Ontario, Canada*
- ¹⁶⁴*Faculty of Pure and Applied Sciences, and Center for Integrated Research in Fundamental Science and Engineering, University of Tsukuba, Tsukuba, Japan*
- ¹⁶⁵*Department of Physics and Astronomy, Tufts University, Medford Massachusetts, USA*
- ¹⁶⁶*Department of Physics and Astronomy, University of California Irvine, Irvine California, USA*
- ^{167a}*INFN Gruppo Collegato di Udine, Sezione di Trieste, Udine, Italy*
- ^{167b}*ICTP, Trieste, Italy*
- ^{167c}*Dipartimento di Chimica, Fisica e Ambiente, Università di Udine, Udine, Italy*
- ¹⁶⁸*Department of Physics and Astronomy, University of Uppsala, Uppsala, Sweden*
- ¹⁶⁹*Department of Physics, University of Illinois, Urbana Illinois, USA*
- ¹⁷⁰*Instituto de Fisica Corpuscular (IFIC), Centro Mixto Universidad de Valencia—CSIC, Spain*
- ¹⁷¹*Department of Physics, University of British Columbia, Vancouver British Columbia, Canada*
- ¹⁷²*Department of Physics and Astronomy, University of Victoria, Victoria British Columbia, Canada*
- ¹⁷³*Department of Physics, University of Warwick, Coventry, United Kingdom*
- ¹⁷⁴*Waseda University, Tokyo, Japan*
- ¹⁷⁵*Department of Particle Physics, The Weizmann Institute of Science, Rehovot, Israel*
- ¹⁷⁶*Department of Physics, University of Wisconsin, Madison Wisconsin, USA*
- ¹⁷⁷*Fakultät für Physik und Astronomie, Julius-Maximilians-Universität, Würzburg, Germany*
- ¹⁷⁸*Fakultät für Mathematik und Naturwissenschaften, Fachgruppe Physik, Bergische Universität Wuppertal, Wuppertal, Germany*
- ¹⁷⁹*Department of Physics, Yale University, New Haven Connecticut, USA*
- ¹⁸⁰*Yerevan Physics Institute, Yerevan, Armenia*
- ¹⁸¹*Centre de Calcul de l'Institut National de Physique Nucléaire et de Physique des Particules (IN2P3), Villeurbanne, France*
- ¹⁸²*Academia Sinica Grid Computing, Institute of Physics, Academia Sinica, Taipei, Taiwan*

^aDeceased.

^bAlso at Department of Physics, King's College London, London, United Kingdom.

^cAlso at Institute of Physics, Azerbaijan Academy of Sciences, Baku, Azerbaijan.

^dAlso at Novosibirsk State University, Novosibirsk, Russia.

^eAlso at TRIUMF, Vancouver BC, Canada.

^fAlso at Department of Physics & Astronomy, University of Louisville, Louisville, KY, USA.

^gAlso at Physics Department, An-Najah National University, Nablus, Palestine.

^hAlso at Department of Physics, California State University, Fresno CA, USA.

ⁱAlso at Department of Physics, University of Fribourg, Fribourg, Switzerland.

^jAlso at II Physikalisches Institut, Georg-August-Universität, Göttingen, Germany.

^kAlso at Departament de Física de la Universitat Autònoma de Barcelona, Barcelona, Spain.

^lAlso at Departamento de Física e Astronomia, Faculdade de Ciências, Universidade do Porto, Portugal.

^mAlso at Tomsk State University, Tomsk, and Moscow Institute of Physics and Technology State University, Dolgoprudny, Russia.

ⁿAlso at The Collaborative Innovation Center of Quantum Matter (CICQM), Beijing, China.

^oAlso at Università di Napoli Parthenope, Napoli, Italy.

^pAlso at Institute of Particle Physics (IPP), Canada.

^qAlso at Horia Hulubei National Institute of Physics and Nuclear Engineering, Bucharest, Romania.

^rAlso at Department of Physics, St. Petersburg State Polytechnical University, St. Petersburg, Russia.

^sAlso at Borough of Manhattan Community College, City University of New York, New York City, USA.

^tAlso at Department of Financial and Management Engineering, University of the Aegean, Chios, Greece.

^uAlso at Centre for High Performance Computing, CSIR Campus, Rosebank, Cape Town, South Africa.

^vAlso at Louisiana Tech University, Ruston LA, USA.

- ^w Also at Institutio Catalana de Recerca i Estudis Avancats, ICREA, Barcelona, Spain.
- ^x Also at Department of Physics, The University of Michigan, Ann Arbor MI, USA.
- ^y Also at Graduate School of Science, Osaka University, Osaka, Japan.
- ^z Also at Fakultät für Mathematik und Physik, Albert-Ludwigs-Universität, Freiburg, Germany.
- ^{aa} Also at Institute for Mathematics, Astrophysics and Particle Physics, Radboud University Nijmegen/Nikhef, Nijmegen, Netherlands.
- ^{bb} Also at Department of Physics, The University of Texas at Austin, Austin TX, USA.
- ^{cc} Also at Institute of Theoretical Physics, Ilia State University, Tbilisi, Georgia.
- ^{dd} Also at CERN, Geneva, Switzerland.
- ^{ee} Also at Georgian Technical University (GTU), Tbilisi, Georgia.
- ^{ff} Also at Ochadai Academic Production, Ochanomizu University, Tokyo, Japan.
- ^{gg} Also at Manhattan College, New York NY, USA.
- ^{hh} Also at Departamento de Física, Pontificia Universidad Católica de Chile, Santiago, Chile.
- ⁱⁱ Also at The City College of New York, New York NY, USA.
- ^{jj} Also at Departamento de Física Teórica y del Cosmos, Universidad de Granada, Granada, Portugal.
- ^{kk} Also at Department of Physics, California State University, Sacramento CA, USA.
- ^{ll} Also at Moscow Institute of Physics and Technology State University, Dolgoprudny, Russia.
- ^{mm} Also at Departement de Physique Nucleaire et Corpusculaire, Université de Genève, Geneva, Switzerland.
- ⁿⁿ Also at Institut de Física d'Altes Energies (IFAE), The Barcelona Institute of Science and Technology, Barcelona, Spain.
- ^{oo} Also at School of Physics, Sun Yat-sen University, Guangzhou, China.
- ^{pp} Also at Institute for Nuclear Research and Nuclear Energy (INRNE) of the Bulgarian Academy of Sciences, Sofia, Bulgaria.
- ^{qq} Also at Faculty of Physics, M.V.Lomonosov Moscow State University, Moscow, Russia.
- ^{rr} Also at National Research Nuclear University MEPhI, Moscow, Russia.
- ^{ss} Also at Department of Physics, Stanford University, Stanford CA, USA.
- ^{tt} Also at Institute for Particle and Nuclear Physics, Wigner Research Centre for Physics, Budapest, Hungary.
- ^{uu} Also at Giresun University, Faculty of Engineering, Turkey.
- ^{vv} Also at CPPM, Aix-Marseille Université and CNRS/IN2P3, Marseille, France.
- ^{ww} Also at Department of Physics, Nanjing University, Jiangsu, China.
- ^{xx} Also at Institute of Physics, Academia Sinica, Taipei, Taiwan.
- ^{yy} Also at University of Malaya, Department of Physics, Kuala Lumpur, Malaysia.
- ^{zz} Also at LAL, Univ. Paris-Sud, CNRS/IN2P3, Université Paris-Saclay, Orsay, France.