

Lawrence Berkeley National Laboratory

LBL Publications

Title

Single and Double Electron Capture by 7.7- to 166-keV 3He^{++} Ions in N_2

Permalink

<https://escholarship.org/uc/item/52k600bn>

Authors

Stearns, J Warren

Berkner, Klaus H

Honey, Vincent J

et al.

Publication Date

1967-10-01

C.2

University of California

Ernest O. Lawrence
Radiation Laboratory

SINGLE AND DOUBLE ELECTRON CAPTURE
BY 7.7- TO 166-keV ${}^3\text{He}^{++}$ IONS IN N_2

J. Warren Stearns, Klaus H. Berkner,
Vincent J. Honey, and Robert V. Pyle

October 18, 1967

TWO-WEEK LOAN COPY

This is a Library Circulating Copy
which may be borrowed for two weeks.
For a personal retention copy, call
Tech. Info. Division, Ext. 5545

UCRL-17493 Rev.

C.2

DISCLAIMER

This document was prepared as an account of work sponsored by the United States Government. While this document is believed to contain correct information, neither the United States Government nor any agency thereof, nor the Regents of the University of California, nor any of their employees, makes any warranty, express or implied, or assumes any legal responsibility for the accuracy, completeness, or usefulness of any information, apparatus, product, or process disclosed, or represents that its use would not infringe privately owned rights. Reference herein to any specific commercial product, process, or service by its trade name, trademark, manufacturer, or otherwise, does not necessarily constitute or imply its endorsement, recommendation, or favoring by the United States Government or any agency thereof, or the Regents of the University of California. The views and opinions of authors expressed herein do not necessarily state or reflect those of the United States Government or any agency thereof or the Regents of the University of California.

UNIVERSITY OF CALIFORNIA
Lawrence Radiation Laboratory
Berkeley, California

AEC Contract No. W-7405-eng-48

SINGLE AND DOUBLE ELECTRON CAPTURE
BY 7.7- TO 166-keV ${}^3\text{He}^{++}$ IONS IN N_2

J. Warren Stearns, Klaus H. Berkner,
Vincent J. Honey, and Robert V. Pyle

October 18, 1967

SINGLE AND DOUBLE ELECTRON CAPTURE
BY 7.7- TO 166-keV ${}^3\text{He}^{++}$ IONS IN N_2^*

J. Warren Stearns, Klaus H. Berkner, Vincent J. Honey, and Robert V. Pyle

Lawrence Radiation Laboratory
University of California
Berkeley, California

October 18, 1967

ABSTRACT

The cross sections, σ_{21} and σ_{20} , for single and double electron capture of ${}^3\text{He}^{++}$ ions with energies between 7.7 and 166 keV have been measured in thin targets of N_2 . Our results join quite smoothly to higher-energy measurements by others.

INTRODUCTION

There is a considerable attempt at present to try to understand electron capture by ions as they traverse various gases. For the simplest case, the capture of one electron by a proton, cross-section measurements are available for energies from a few hundred eV to tens of MeV for most of the common gases. However, the problem of electron capture by helium nuclei has not been studied so extensively. Published measurements of total cross sections are available mainly for energies greater than 38 keV per nucleon,¹⁻⁵ and we know only of one low-energy experiment: single electron capture by He^{++} in He by Hertel and Koski for the range 0.25 to 2 keV per nucleon.⁶ We report here cross-section measurements for two-electron capture, σ_{20} , and one-electron capture, σ_{21} , by doubly charged helium ions passing through N_2 for the energy range 2.6 to 55 keV per nucleon.

APPARATUS AND PROCEDURE

The apparatus is shown schematically in Fig. 1. To avoid problems due to contamination of the primary beam by hydrogen isotopes, we used $^3\text{He}^{++}$ ions.⁷ A momentum-analyzed beam of $^3\text{He}^{++}$ ions passed through a 9.5-cm-long gas cell with entrance and exit apertures of 1.6 and 3.2 mm diam respectively. The incident He^{++} beam was collimated ahead of the gas cell so that the maximum possible angular divergence was ± 3.5 mrad. Angular distribution measurements by Wittkower et al.⁸ for He^+ in various gases indicate that the 3.2-mm-diam exit aperture should transmit essentially all of the reaction products, as well as the noninteracting fraction of the incident beam. As an experimental check we reduced the exit aperture to 2.4 mm for a set of measurements at a low energy, 15.4

keV. and within the experimental uncertainties obtained the same values of σ_{21} and σ_{20} as were measured with the larger aperture.

Since the negative-ion fraction of the emerging beam was negligible, we measured only the He^{++} , He^+ , and He^0 components. The charged components were analyzed electrostatically and simultaneously stopped in Faraday cups that had small transverse magnetic fields for secondary-electron suppression. The He^0 atoms were detected by a CsI(Tl) scintillation crystal attached to a photomultiplier. The crystal was covered with a thin layer of gold to prevent accumulation of surface charge and was periodically calibrated by directing an ion beam of the same energy and known intensity onto it. All three signals were amplified and integrated simultaneously.

The pressure in the gas cell was monitored with a capacitance manometer whose calibration was checked during the experiment in the range 100 to 500 mtorr with an oil manometer to an accuracy of 1%. Linearity of the capacitance manometer was assumed⁹ for the lower target pressures used in the experiment, where a continual cross-check with a VG-1A ionization gauge was made. Pressures in the drift sections were less than 2×10^{-6} torr.

At each energy approximately ten different measurements were made at various pressures, from background ($< 10^{-5}$ torr) to about 2×10^{-3} torr.

DATA REDUCTION

The cross sections were determined by observing the growth of the fractions of the total beam that were in the charge states 0 and +1, as gas was introduced into the target cell. For our analysis we assume that the incident beam is entirely in the charge state +2.

Let σ_{if} be the cross section per target particle for the reaction

that changes a beam particle from charge state i to charge state f ; let F_i be the measured fraction of beam in charge state i ; and let $\pi \equiv nl$ be the target "thickness," where n is the number density and l is the length of the target. Then the three charge components are described by

$$\frac{dF_0}{d\pi} = -F_0(\sigma_{01} + \sigma_{02}) + F_1\sigma_{10} + F_2\sigma_{20}, \quad (1a)$$

$$\frac{dF_1}{d\pi} = -F_1(\sigma_{10} + \sigma_{12}) + F_0\sigma_{01} + F_2\sigma_{21}, \quad (1b)$$

and

$$F_0 + F_1 + F_2 = 1. \quad (1c)$$

The complete solutions to this set of equations have been published by Allison.^{1,10} We used the Taylor expansions of these solutions to second order:¹¹

$$F_0/F_2 = \pi\sigma_{20} + \frac{1}{2}\pi^2(\sigma_{21}\sigma_{10} + \sigma_{20}\sigma_{21} + \sigma_{20}^2 - \sigma_{20}\sigma_{01} - \sigma_{20}\sigma_{02}). \quad (2)$$

The symmetry between indices 0 and 1 is evident from Eqs. (1a) and (1b), hence we show only one of the solutions. The cross sections σ_{02} and σ_{12} are much smaller than the other relevant cross sections in the energy range we are considering,¹⁰ and we neglect terms involving these cross sections. We can further simplify Eq. (2) by noting that, to first order, we have $\pi\sigma_{21} = F_1/F_2$. Substituting this expression in each of the second-order terms of Eq. (2), using Eq. (1c), and rearranging terms we get

$$\pi\sigma_{20} = \frac{F_0 - (F_1/2)\pi\sigma_{10} + (F_0/2)\pi\sigma_{01}}{1 - \frac{1}{2}(F_1 + F_0)} \quad (3a)$$

and similarly,

$$\pi\sigma_{21} = \frac{F_1 - (F_0/2)\pi\sigma_{01} + (F_1/2)\pi\sigma_{10}}{1 - \frac{1}{2}(F_1 + F_0)} \quad (3b)$$

These equations yield the desired cross sections σ_{21} and σ_{20} in terms of the measured fractions F_i and the known cross sections σ_{10} and σ_{01} .¹² (The pressure-dependent terms in the numerator correct for the two-step processes in which $\text{He}^{++} \rightarrow \text{He}^+ \rightarrow \text{He}^0$ or $\text{He}^{++} \rightarrow \text{H}^0 \rightarrow \text{He}^+$; the denominator corrects for the attenuation of the primary beam.) A sample plot of the uncorrected fractions F_0 and F_1 , as well as $\pi\sigma_{20}$ and $\pi\sigma_{21}$ obtained from Eq. (3) is shown in Fig. 2. We see that the calculated values of $\pi\sigma_{20}$ and $\pi\sigma_{21}$ vary linearly with pressure, as they should. A least-squares fit to the $\pi\sigma$ points was used to determine the cross sections listed in Table I.

The second-order Taylor expansion used in this derivation is accurate to 5% if the He^{++} attenuation is less than 40%. The 40% attenuation was the criterion for determining an upper limit for the pressures used for measurements at a given energy.

The σ_{10} and σ_{01} corrections were quite large at the highest pressures used in the analyses. The capture correction amounted to 15% in F_1 and 25% in F_0 in the worst case (7.7-keV $^3\text{He}^{++}$). Propagation of a 10% uncertainty¹² in the σ_{10} cross section through our analysis turns out to give a 1% uncertainty in σ_{21} and a 2% uncertainty in σ_{20} .

The σ_{01} corrections are largest at high energies; however, they never exceeded 2% in F_1 and 11% in F_0 at the highest pressure for the worst case (166-keV $^3\text{He}^{++}$). Allison,¹ Barnett and Stier,¹² and more recently Wittkower et al.¹³ have pointed out that σ_{01} measurements are ambiguous because the

content of metastable helium atoms in any beam is strongly dependent on the type and thickness of the neutralizer. We find that an uncertainty in σ_{01} of 100% would, at worst, change our value of σ_{20} by 9% and σ_{21} by 1.5%.

The uncertainties in our results are estimated to be about $\pm 10\%$ for σ_{21} and $\pm 15\%$ for σ_{20} . These uncertainties are compounded from a 5% uncertainty for the measurements of the charged components, 10% for the neutral component, 5% for the target thickness, 5% for the σ_{10} , σ_{01} , and background corrections, and 5% for the approximations made in solving Eq. (1).

RESULTS AND DISCUSSION

The results for σ_{21} and σ_{20} are listed in Table. I. For comparison with other measurements our results are also shown in Fig. 3, where we have chosen the abscissa to be the energy of ${}^4\text{He}$ ions of the same velocity as the ${}^3\text{He}$ ions. The measurement of σ_{21} at 7.2 keV (triangle) was for a ${}^4\text{He}^{++}$ primary beam; the corresponding double-capture measurement was considered unreliable due to the possible H_2^+ contamination mentioned previously. Our results join quite smoothly to those of Allison,¹ Pivovar et al.,² and Nikolaev et al.^{3,4} Allison's results (in air) were deduced from thick-target, equilibrium-fraction measurements. If the problem of metastable atoms is serious, one might expect to see a difference between the cross sections derived from a thick target and those derived from thin-target measurements. Therefore it is encouraging to see such good agreement between the two methods.

Both cross sections have maxima somewhat below 100 keV. The σ_{21} curve is apparently going toward zero at low energies, as would be expected for nonresonant single electron capture. It is not clear from our

data what the low-energy trend of the double electron-capture cross section may be.

We know of no theoretical calculations for double electron capture by He^{++} in nitrogen, but Janev recently has reported a method for calculating this type of quantity,¹⁴ and has shown good agreement with experiment (over a limited energy range) for reactions such as $\text{H}^+ \rightarrow \text{H}^-$ in He and Ne, and $\text{Kr}^{++} \rightarrow \text{Kr}$ in Ar. Preliminary evaluation of his expression for the present N_2 case indicates that σ_{20} increases with increasing energy much more rapidly than our experimental results. There is no indication of a maximum at energies below 200 keV, the upper limit of validity of the model for this reaction.

Calculations of one-electron capture are shown in Fig. 4 together with the experimental results. The assumptions on which the σ_{21} calculations are based imply interactions at higher energies than were used in this experiment. Nevertheless (as is customary in problems of this type) we present calculations below the obvious range of validity in the hope that they may be semiquantitatively correct. The solid line summarizes the various measurements shown in Fig. 3. The results of the classical model of Bates and Mapleton are indicated by the dashed line labeled B-M.¹⁵ The validity of this model is restricted to ${}^4\text{He}^{++}$ energies $\gg 400$ keV,¹⁶ and the agreement with the measurements of Pivovar et al. and Nikolaev et al. at high energies is quite good. In the low-energy regime of our experiment the cross section is overestimated by an order of magnitude and continues to increase at very low energies, but it does have a secondary maximum near the energy of the experimentally observed maximum. A refinement of the classical model, in which a Hartree-Fock-Slater description

of the target replaces the Thomas-Fermi description of Ref. 15, has also been developed by Bates and Mapleton.¹⁷ Mapleton informs us that this method when applied to nitrogen gives results in somewhat better agreement with our experiment.¹⁶

We have also evaluated σ_{21} for the Brinkman-Kramers model (first Born approximation considering only the interaction of the incoming nucleus and the electrons of the target). Brinkman and Kramers¹⁸ derived a formula for the capture of s electrons from a hydrogenic target, and suggested that a value for the effective nuclear charge of $Z_{\text{eff}} = 2$ or 2.4 (based on consideration of the ionization potential of N) be used to evaluate capture of the $2s$ electrons of nitrogen. An alternative is to follow the prescription of Slater¹⁹ and use $Z_{\text{eff}} = 3.9$. We show results for both $Z_{\text{eff}} = 2.4$ and 3.9 to illustrate the sensitivity of σ_{21} to the choice of Z_{eff} . To calculate the capture of $2p$ electrons, we have evaluated the Brinkman-Kramers formula derived by Bates and Dalgarno;²⁰ again we show results for both $Z_{\text{eff}} = 2.4$ and 3.9 for the capture of $2p$ electrons. The results, which were multiplied by 2 and 3 respectively to account for the contribution of each electron, are shown in Fig. 4; the dashed lines are for capture of $2s$ electrons, the broken lines for $2p$ electrons. It is clear that in this energy range the Brinkman-Kramers results are extremely sensitive to the choice of Z_{eff} .

It should be noted that the calculations are made for atomic nitrogen and have been multiplied by two for comparison with the results of the experiment, for which molecular nitrogen was used. The measurements and the Bates-Mapleton results include capture into all excited states, whereas the Brinkman-Kramers formulas were evaluated only for capture into the $1s$ state of He^+ .

ACKNOWLEDGMENTS

We wish to thank Dr. C. M. Van Atta for his support of this research, Dr. R. A. Mapleton for providing us with numerical solutions for the classical model described in Ref. 15, and Dr. M. H. Mittleman for helpful discussions regarding the theoretical aspects of this problem.

Table I. Measured cross sections for one-electron (σ_{21}) and two-electron (σ_{20}) capture by doubly ionized helium ions in N_2 (in units of 10^{-16} cm^2 per molecule).

Energy (keV)		σ_{21}	σ_{20}
${}^4\text{He}^{++}$	${}^3\text{He}^{++}$	($\pm 10\%$)	($\pm 15\%$)
7.2		4.1	---
	7.7	5.6	2.6
	15	9.2	2.6
	24	12.	3.0
	42	14.	3.8
	64	12.	3.1
	118	11.	2.1
	166	8.3	1.4

FOOTNOTES AND REFERENCES

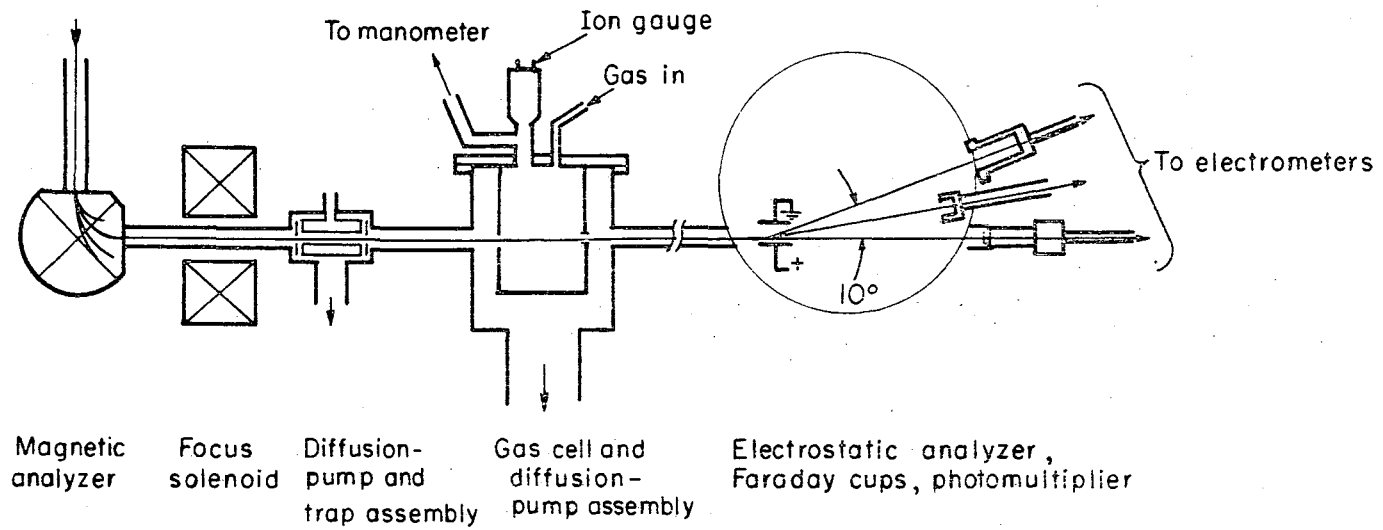
*This work was done under the auspices of the U. S. Atomic Energy Commission.

1. S. K. Allison, Phys. Rev. 109, 76 (1958). These measurements were actually made in air, but the measurements of Barnett and Stier (Ref. 12) show that equilibrium fractions in nitrogen and oxygen are quite similar. Therefore, it seems reasonable to compare σ_{21} and σ_{20} for air and nitrogen.
2. L. I. Pivovar, M. T. Novikov, and V. M. Tubaev, Soviet Phys.-JETP 15, 1035 (1962) [Zh. Eksperim. i Teor. Fiz. 42, 1490 (1962)].
3. V. S. Nikolaev, I. S. Dmitriev, L. N. Fateeva, and Ya. A. Teplova, Soviet Phys.-JETP 13, 695 (1961) [Zh. Eksperim. i Teor. Fiz. 40, 989 (1961)].
4. V. S. Nikolaev, L. N. Fateeva, I. S. Dmitriev, and Ya. A. Teplova, Soviet Phys.-JETP 14, 67 (1962) [Zh. Eksperim. i Teor. Fiz. 41, 89 (1961)].
5. E. Rutherford, Phil. Mag. 47, 277 (1924). These measurements were also made in air. See comment in Ref. 1.
6. G. R. Hertel and W. S. Koski, J. Chem. Phys. 40, 3452 (1964).
7. The ³He ion has been used for this purpose by others. See, for example, W. C. Keever and E. Everhart, Phys. Rev. 150, 43 (1966) and W. Meckbach and I. B. Nemirovsky, Phys. Rev. 153, 13 (1967).
8. A. B. Wittkower, P. H. Rose, R. F. Bastide, and N. B. Brooks, Phys. Rev. 136, A1254 (1964).
9. The remarkable linearity of these devices over a wide pressure range has been checked at various laboratories. We have used a McLeod gauge to confirm the calibration and linearity for the pressure range 0.5 to 10 mtorr.

10. S. K. Allison and M. Garcia-Munoz, in Atomic and Molecular Processes, D. R. Bates, Ed. (Academic Press, New York, 1962).
11. Ya. M. Fogel and R. V. Mitin, Soviet Phys.-JETP 3, 334 (1956) [Zh. Eksperim. i Teor. Fiz. 30, 450 (1956)].
12. C. F. Barnett and P. M. Stier, Phys. Rev. 109, 385 (1958).
13. A. B. Wittkower, G. Levy, and H. B. Gilbody, Proc. Phys. Soc. (London) 90, 581 (1967).
14. R. K. Janev, Abstracts of Papers, V International Conference on the Physics of Electronic and Atomic Collisions, Leningrad, 1967 (Publishing House Nauka, Leningrad Section, Leningrad, 1967), p. 82; Zh. Eksperim. i Teor. Fiz. 52, 1221 (1967).
15. D. R. Bates and R. A. Mapleton, Proc. Phys. Soc. (London) 87, 657 (1966). Dr. Mapleton (private communication) has kindly provided numerical values for the process $\text{He}^{++} + \text{N}(2p^3; ^4S) \rightarrow \Sigma\text{He}^+(n, \ell) + \text{N}^+(2p^2; ^3P)$.
16. R. A. Mapleton, Air Force Cambridge Research Laboratories (private communication).
17. D. R. Bates and R. A. Mapleton, Proc. Phys. Soc. (London) 90, 909 (1967).
18. H. C. Brinkman and H. A. Kramers, Proc. Acad. Sci. Amsterdam 33, 973 (1930).
19. J. C. Slater, Phys. Rev. 36, 57 (1930).
20. D. R. Bates and A. Dalgarno, Proc. Phys. Soc. (London) A66, 972 (1953).

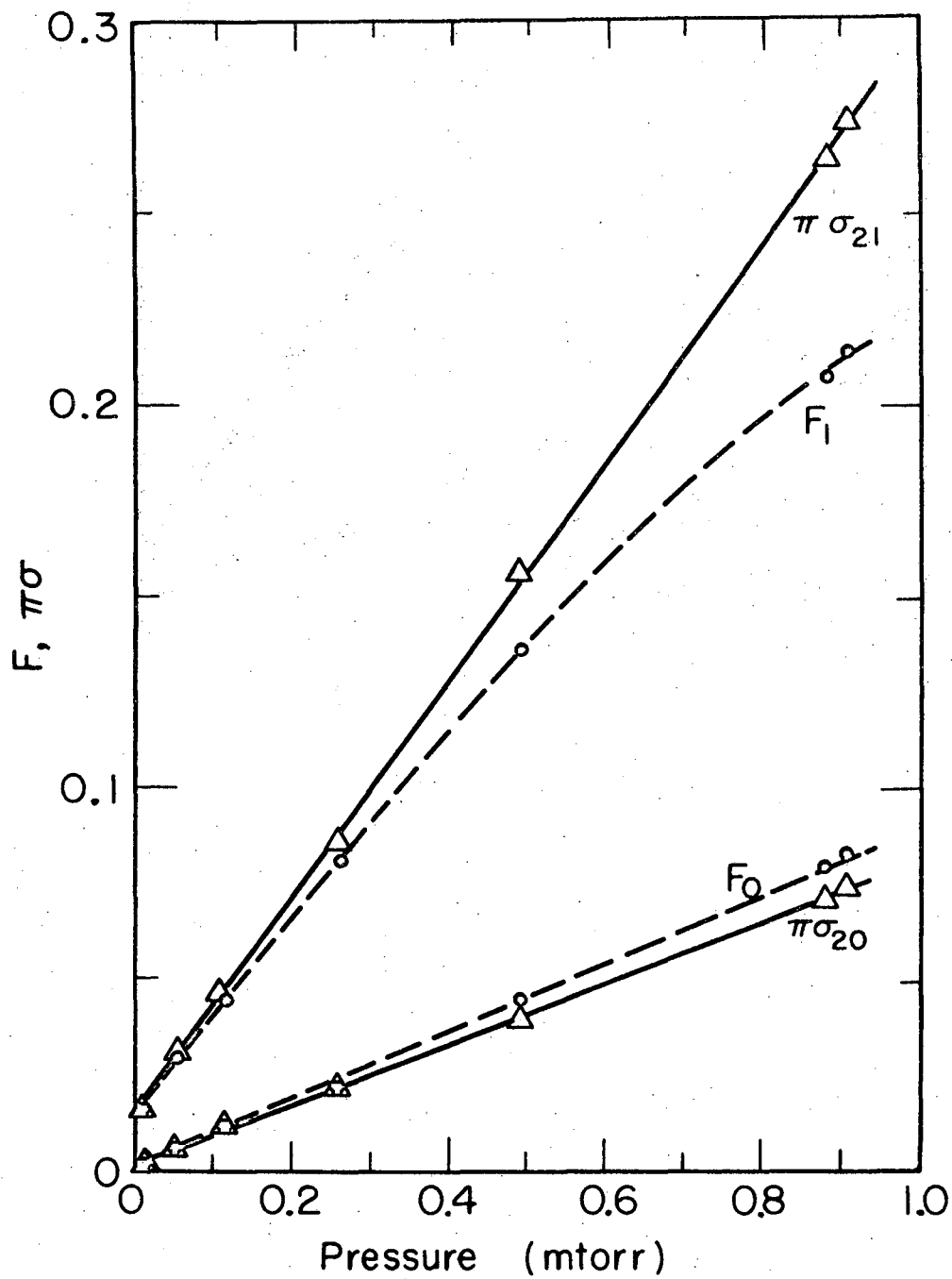
FIGURE LEGENDS

- Fig. 1. Experimental arrangement.
- Fig. 2. The results for 15-keV ${}^3\text{He}^{++}$ in N_2 as a function of target pressure. The circles are the measured charge fractions F_1 and F_0 . The triangles are the values of $\pi\sigma_{21}$ and $\pi\sigma_{20}$ obtained from Eq. (3) with these charge fractions. The cross sections listed in Table I were obtained from a least-squares fit of the $\pi\sigma$ points (solid lines).
- Fig. 3. Results of cross-section measurements for capture of one (σ_{21}) and two (σ_{20}) electrons by helium nuclei in N_2 . Δ , \bullet , \circ this paper; \blacklozenge Rutherford for air (Ref. 5); \square Nikolaev et al. (Ref. 4); \blacksquare Nikolaev et al. (Ref. 3); the line marked A presents the results of Allison for air (Ref. 1); the line marked P, Pivovarov et al. (Ref. 2).
- Fig. 4. Comparison of theory and experiment for σ_{21} in N_2 . The solid line summarizes the various experimental results shown in Fig. 3 and the points are the results of this paper. The theoretical predictions are: --- the Bates and Mapleton classical model (Ref. 15); - - - the Brinkman-Kramers model for capture of the 2s electrons of nitrogen into the 1s state of He^+ (Ref. 18); and - . - the Brinkman-Kramers model for capture of 2p electrons into the 1s state of He^+ (Ref. 20). The Brinkman-Kramers curves are labeled with the values of Z_{eff} used in the calculation.



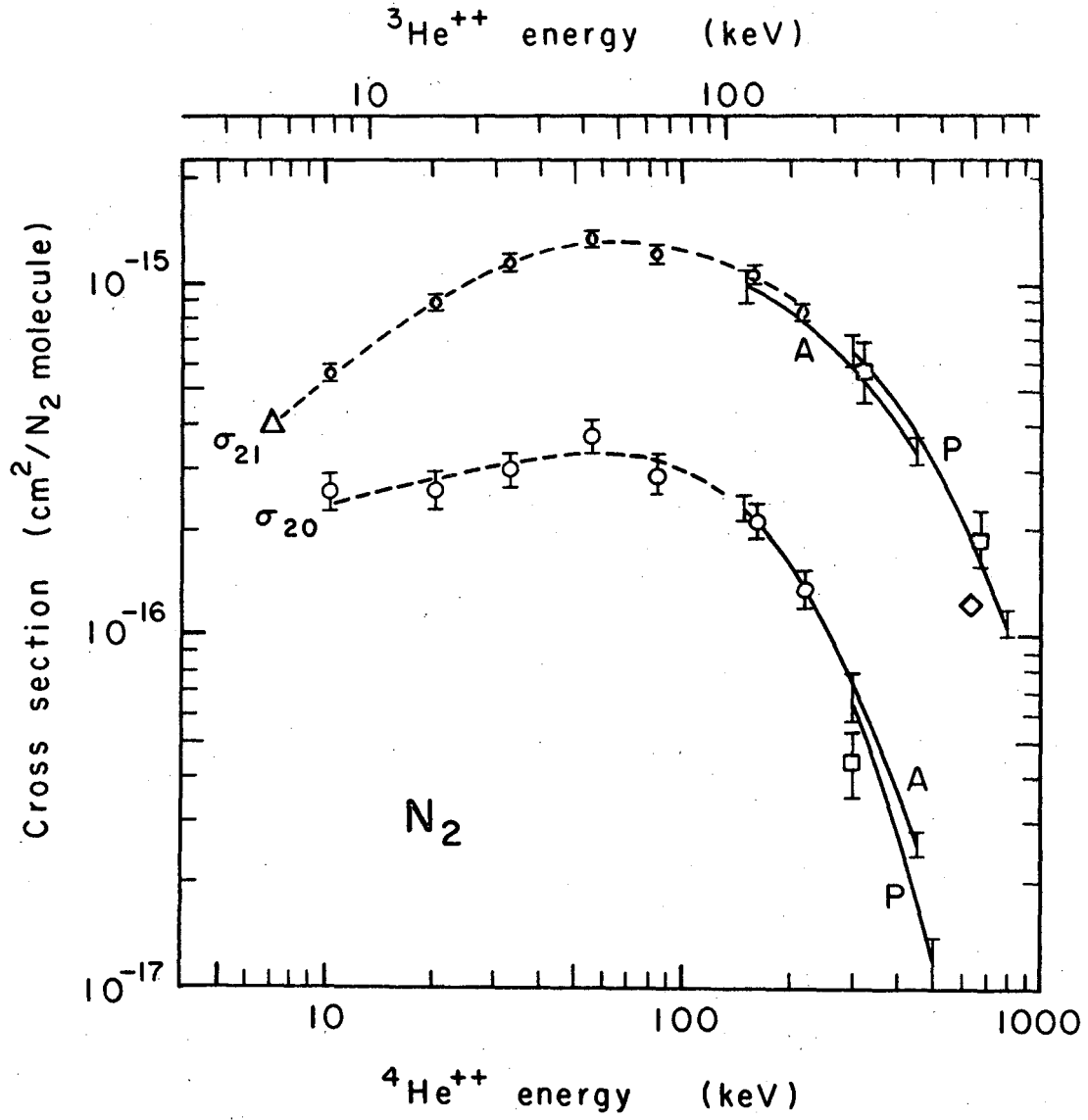
XBL678-3808A

Fig. 1



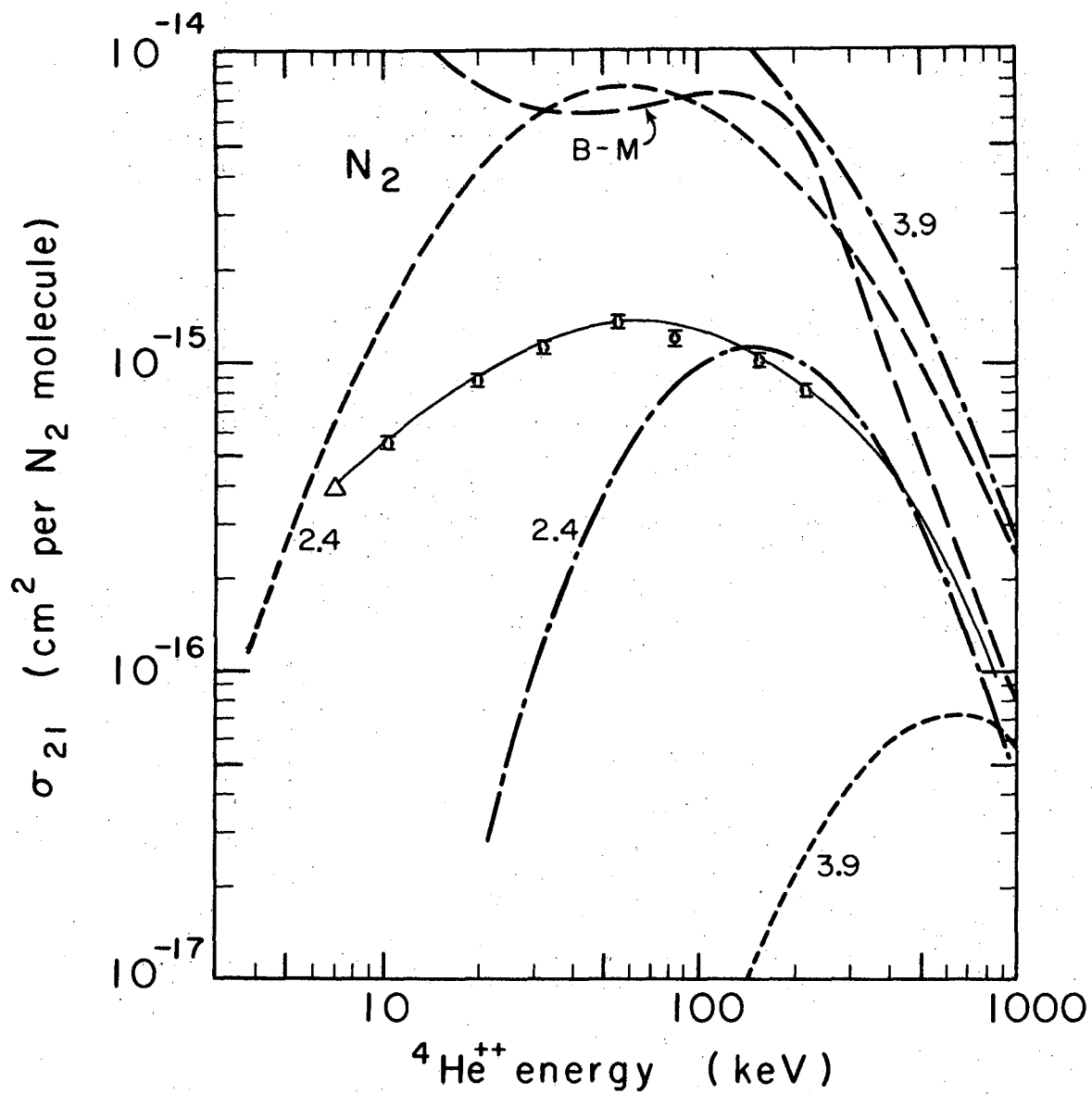
XBL670-5385

Fig. 2



XBL678-3748-A

Fig. 3



XBL676-4107-C

Fig. 4

This report was prepared as an account of Government sponsored work. Neither the United States, nor the Commission, nor any person acting on behalf of the Commission:

- A. Makes any warranty or representation, expressed or implied, with respect to the accuracy, completeness, or usefulness of the information contained in this report, or that the use of any information, apparatus, method, or process disclosed in this report may not infringe privately owned rights; or
- B. Assumes any liabilities with respect to the use of, or for damages resulting from the use of any information, apparatus, method, or process disclosed in this report.

As used in the above, "person acting on behalf of the Commission" includes any employee or contractor of the Commission, or employee of such contractor, to the extent that such employee or contractor of the Commission, or employee of such contractor prepares, disseminates, or provides access to, any information pursuant to his employment or contract with the Commission, or his employment with such contractor.

Faint, illegible text covering the majority of the page, possibly bleed-through from the reverse side.

