

# UC Berkeley

## UC Berkeley Previously Published Works

### Title

Acrobatic squirrels learn to leap and land on tree branches without falling

### Permalink

<https://escholarship.org/uc/item/50h9d1x3>

### Journal

Science, 373(6555)

### ISSN

0036-8075

### Authors

Hunt, Nathaniel H

Jinn, Judy

Jacobs, Lucia F

et al.

### Publication Date

2021-08-06

### DOI

10.1126/science.abe5753

Peer reviewed



Published in final edited form as:

Science. 2021 August 06; 373(6555): 697–700. doi:10.1126/science.abe5753.

## Acrobatic squirrels learn to leap and land on tree branches without falling

Nathaniel H. Hunt<sup>1,2,\*</sup>, Judy Jinn<sup>3</sup>, Lucia F. Jacobs<sup>3</sup>, Robert J. Full<sup>2</sup>

<sup>1</sup>Department of Biomechanics, University of Nebraska, Omaha, Omaha, NE, USA.

<sup>2</sup>Department of Integrative Biology, University of California at Berkeley, Berkeley, CA.

<sup>3</sup>Department of Psychology, University of California at Berkeley, Berkeley, CA.

### Abstract

Arboreal animals often leap through complex canopies to travel and avoid predators. Their success at making split-second potentially life-threatening decisions of biomechanical capability depends on skillful use of acrobatic maneuvers and learning from past efforts. Here, we found that free-ranging fox squirrels (*Sciurus niger*) leaping across unfamiliar, simulated branches decided where to launch by balancing a trade-off between gap distance and branch-bending compliance. Squirrels quickly learned to modify impulse generation upon repeated leaps from unfamiliar, compliant beams. A repertoire of agile landing maneuvers enabled targeted leaping without falling. Unanticipated adaptive landing and leaping “parkour” behavior revealed an innovative solution for particularly challenging leaps. Squirrels deciding and learning how to launch and land demonstrate the synergistic roles of biomechanics and cognition in robust gap crossing strategies.

### One Sentence Summary:

Learning supports versatile gap-crossing behaviors of leaping squirrels across branches.

Leaping across gaps in a disconnected canopy presents challenges (1-4) to arboreal animals (5) shaping interactions between learning and biomechanical capabilities (6, 7). Animals traversing a compliant branch must decide on a launch point. As the distance to a landing target decreases, lessening required momentum, the compliance of the branch underfoot increases, which magnifies the momentum-generating impulse lost to branch bending during takeoff (4, 8). The decision will depend on the interplay of an animal’s biomechanical capabilities and perception of the physical environment (i.e., branch properties, 9). While the former may be innate, the latter is only partially observable (10) and likely estimated through trial-and-error learning. We quantified how decision making and learning capabilities complement biomechanical adaptations for targeted leaping in the canopy. Here,

\*Corresponding to: nhunt@unomaha.edu.

**Author contributions:** LFJ, NHH initiated the project. NHH, JJ and RJF designed the experiments. NHH and JJ collected the data. NHH analyzed the data. NHH and RJF wrote the paper with contributions from all of the authors. RJF oversaw all aspects of the project

**Competing interests:** The authors declare no competing interests

**Data and materials availability:** The data and code that support the findings of this study are available on Dryad (26).

we report three experiments where free-ranging fox squirrels (*Sciurus niger*) leapt across gaps between simulated branches.

In the first experiment, branches were cantilevered, varying in compliance across their length, (Fig. 1A). The landing perch was a narrow rod oriented perpendicular to the sagittal plane, constraining successful leap trajectories to a small region.

We hypothesized that squirrels leaping from a branch to a target perch in the canopy perceive and adapt their leaping behavior as a trade-off between branch compliance and leap distance. Launching closer to a branch attachment provides a stiffer (less compliant) substrate, but increases leap distance. Launching farther from the attachment increases compliance, magnifying loss of impulse from substrate deformation (4), but reduces leap distance. To test this hypothesis, we created three simulated branches with different ranges of local compliance represented by  $\gamma$  (Fig. 1A,B) but of equal diameter to obscure visual cues of compliance.

Squirrel launch point decisions showed a balanced trade-off between preferences for low compliance and short gap distance [likelihood ratio test,  $\chi^2(1)=27.69$ ,  $p<0.001$ ; Fig. 1A; Movie S1]. On the least compliant branch, launch points included gap distances less than a body length with no aerial phase. As squirrels traversed branches with higher compliance, they leapt earlier with gap distances greater than three body lengths (Fig. 1A).

To compare the relative sensitivity of squirrels' launch point decisions to compliance and gap distance, we used selections made across the simulated branches to infer an optimality model of the launch point decision ( $x^*$ ) (11, 12). The models represent the trade-off between gap distance and branch compliance with an objective (cost) function possessing weights,  $a_g$  and  $a_c$ , that quantified the response to gap distance and branch compliance, respectively. The unweighted model assumed equal sensitivity ( $a_g=a_c$ ), and poorly predicted launch point decisions [Mean Absolute Error = 1.16 body lengths (BLs); Fig. 1C]. The weighted model, which allowed different sensitivities, accurately described the launch point decisions across all three simulated branches (Mean Absolute Error = 0.31 BLs; Fig. 1D). It indicated that launch point decisions are more sensitive to compliance than to gap distance ( $a_c/a_g = 6.2$ ). Although the trade-off objective function predicts an optimal launch point (Fig. S3), squirrels leapt from a range of locations on each branch. The range of launch points increased with decreasing branch compliance range, indicating a wider range of sufficient (13) launch points (Fig. 1A). Constrained launch points on high compliance branches may be due to insufficient leaping momentum with a fixed leg extension. Although not observed here, this biomechanical limitation may be mitigated through branch elastic energy storage and return (4, 14, 15).

Throughout the experiment, squirrels leapt gaps without falling. To quantify leaping performance, we defined landing error as the height discrepancy between the landing perch and a squirrel's extrapolated center of mass (16) using the ballistics of the aerial phase standardized by the squirrel's body length (Fig. 2B, Fig. S2A; Movie S2). There was no significant correlation between launch point decision and landing error (likelihood ratio test:

$\chi^2(1)=1.00, p=0.32$ ). Landing errors were small for low ( $-0.12 \pm 0.08$  BLs), medium ( $-0.12 \pm 0.08$  BLs), and high compliance branches ( $-0.09 \pm 0.08$  BLs).

We hypothesized that constraining the squirrels to leap from a launch point with even greater compliance would result in greater initial landing errors, but that they would demonstrate error-based learning to improve their leaping performance. Error-based motor learning, in contrast to other forms of motor learning like action selection, use-dependent, and skill learning (17, 18), is a recalibration of an existing motor control policy to compensate for differences between expected and experienced sensory information due to changing animal/environment dynamics (19), and re-optimizes plans for future movements (20).

To increase the challenge of leaping in our second experiment, we introduced a thin steel beam with a compliance 2.9 times greater than that for any previous leaps (Fig. S4) and a minimum gap distance 1.7 times longer than the previous average (2.2 BLs). A rigid beam was used as a control.

Five squirrels performed repeated leaps from both rigid and compliant beams. Leaping from the rigid beam led to relatively small landing errors, similar to those exhibited from the simulated branches (Fig. 2C). The compliant beam caused larger landing errors (two-way repeated measures ANOVA,  $F_{(1,4)}=16.2, p=0.016$ ) up to half a body length (Fig. 2C). Squirrels learned to improve their landings over five trials ( $F_{(4,16)}=4.60, p=0.012$ , Movie S2). Error reduction was achieved by changes in launch velocity ( $F_{(4,16)}=3.38, p=0.035$ ) rather than launch angle ( $F_{(4,16)}=2.59, p=0.076$ ), vertical launch center of mass position ( $F_{(4,16)}=0.75, p=0.57$ ) or horizontal launch COM position ( $F_{(4,6)}=1.71, p=0.20$ ).

Squirrels employed swinging landing maneuvers that included caudal- (swinging under, negative landing errors) and cranial- (swinging over, positive landing errors) led inversion of the center of mass about the landing perch (Fig. 2D; Movie S3). Landing errors varied from  $-0.57$  to  $0.10$  body lengths (12), but no squirrels fell. The landing maneuver depended upon the landing error (Fig. 2E, mutual information measurement (21)).

In a third experiment, we further challenged the squirrels by manipulating gap distance and landing height. Unexpectedly, squirrels perceived the vertical surface of the apparatus as an additional affordance, an opportunity for action using its biomechanical capabilities (9, 22), and used an innovative strategy where they selectively established an additional control point mid-leap using a parkour leaping maneuver, a dynamic form of locomotion that extends mobility using additional forces. In this maneuver, they reoriented some or all of their legs by rolling toward the vertical surface, generating forces that could alter their trajectory (Fig. 3A, Movie S4).

To determine how often squirrels use this parkour strategy, we varied the distance (0.50, 1.00, 1.50 m) and the height of the landing perch relative to the launching platform ( $\pm 0.20$  m) at each perch distance along an isocline of constant impulse (Fig 3B). Squirrels consistently used the parkour maneuver for the medium and long leaps (ranging 3-5 body lengths), but never for short leaps (1.5 body lengths, Fig. 3C). There was a preference for using the parkour maneuver regardless of height. However, at 1.00 m distance, squirrels used

the parkour maneuver less for the high perch position (74%), compared to the level and low positions (100%).

We hypothesized that squirrels use contact on a vertical surface as an additional control point to modify horizontal velocity prior to landing. To test this hypothesis, we quantified initial horizontal velocity prior to contact, ( $v_{h,i}$ ), and final horizontal velocity after contact,  $v_{h,f}$  for the medium distance leaps. Initial and final horizontal velocities ranged widely from approximately 3 to 7  $\text{ms}^{-1}$  (Fig 3E). Squirrels modified horizontal velocity, ( $v_h$ ), depending on the height of the landing perch (linear mixed-effects model controlling for individual,  $t_{(161)}=2.3$ ,  $p=0.02$ ). When squirrels used the parkour strategy, they generally reduced horizontal velocity during the contact phase to reach lower perch heights ( $v_h = -0.63 \pm 0.54 \text{ ms}^{-1}$ , Mean $\pm$ SD), level perch heights ( $v_h = -0.61 \pm 0.59 \text{ ms}^{-1}$ , Mean $\pm$ SD), and high height perches ( $v_h = -0.17 \pm 0.69 \text{ ms}^{-1}$ , Mean $\pm$ SD, Fig. 3D). In addition to an opportunity for deceleration prior to landing, squirrels used the parkour maneuver to make mid-leap velocity corrections that countered variations in initial horizontal velocity. Initial horizontal velocity predicted parkour horizontal velocity changes (linear mixed-effects model controlling for individual and perch height ( $t_{(161)}=-11.0$ ,  $p<0.001$ ;  $v_h = [-0.86 \pm 0.15$ , estimate  $\pm$  confidence interval (CI)]  $v_{h,i}$ ).

Gap traversability depends on the complement of environmental properties with an animal's locomotive capacities. The synergy between biomechanical energy management and learned information for launching and landing likely determine arboreal leaping and ultimately the path through the canopy. The role of fast and accurate leaping driving evolution of biomechanical capabilities, learning-based decision-making, and innovation promises to reveal the mechanisms and origins of arboreal agility (7, 23-25).

## Supplementary Material

Refer to Web version on PubMed Central for supplementary material.

## Acknowledgments:

We thank Amanda Robin, Crystal Lee, Elijah Frenberg-Mates, Marina Lecoeuche, Brandon Weiss, Kaera Utsumi, Ryan Ta, Jonathan Murata, Erin Murphy, and Nikki Zangenah for assistance with data collections

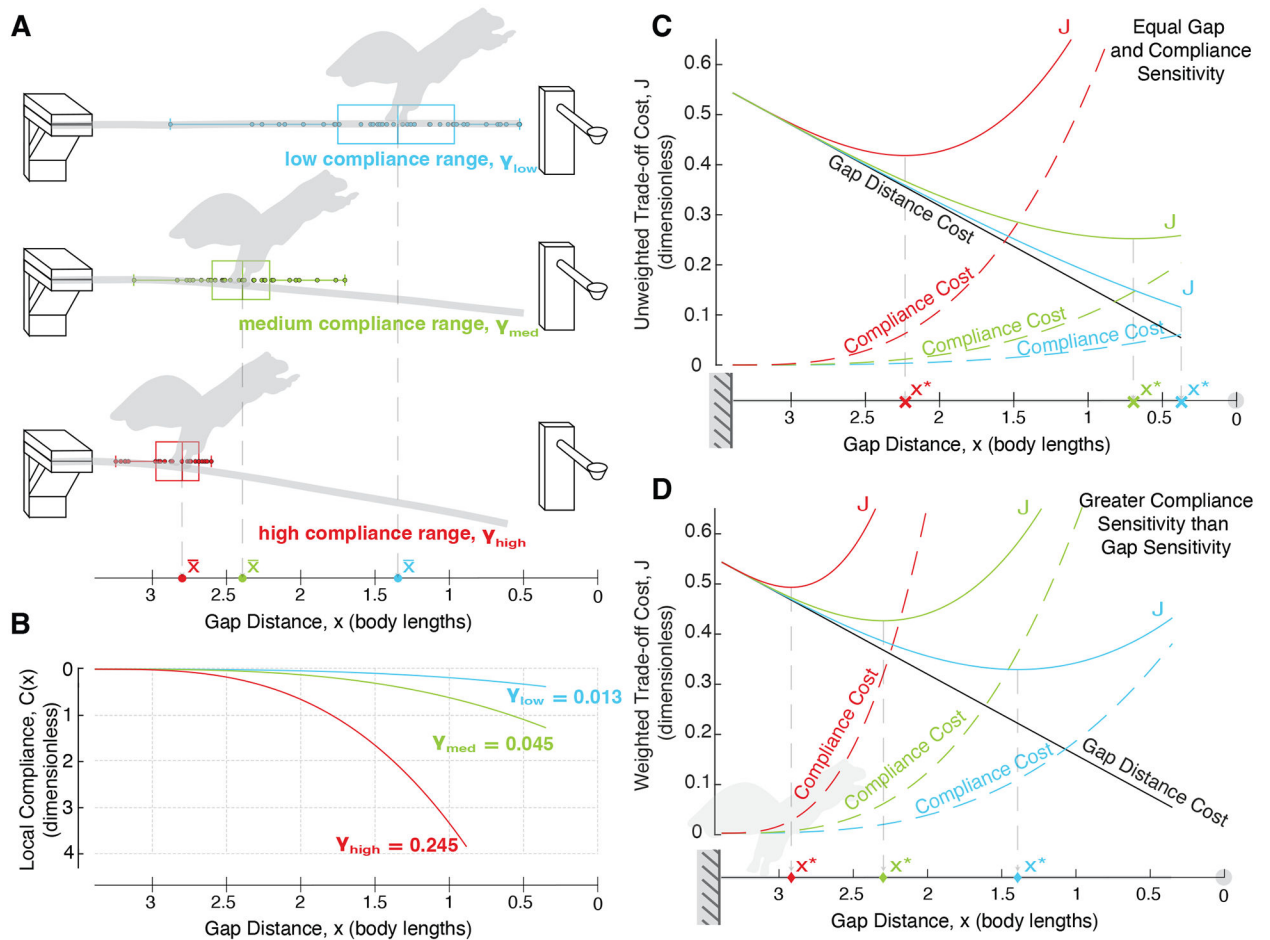
## Funding:

We acknowledge funding from the National Science Foundation (NSF) Integrative Graduate Education and Research Traineeship Program (DGE-0903711) to RJF, NSF CDI-Type-II: Collaborative Research: Cyber-Amplified Bioinspiration in Robotics (1028319) to RJF and LFJ, Army Research Office (ARO MURI W911NF1810327) to RJF, Chancellor's Fellowship, University of California, Berkeley to NHH, an NSF Graduate Fellowship to JJ, Stochastic Labs (Minerva Foundation) Seed Funding Grant to LFJ; and National Institutes of Health (NIH) Research Enhancement (R15AG063106) and Centers of Biomedical Research Excellence (P20GM109090) to NHH

## References and Notes:

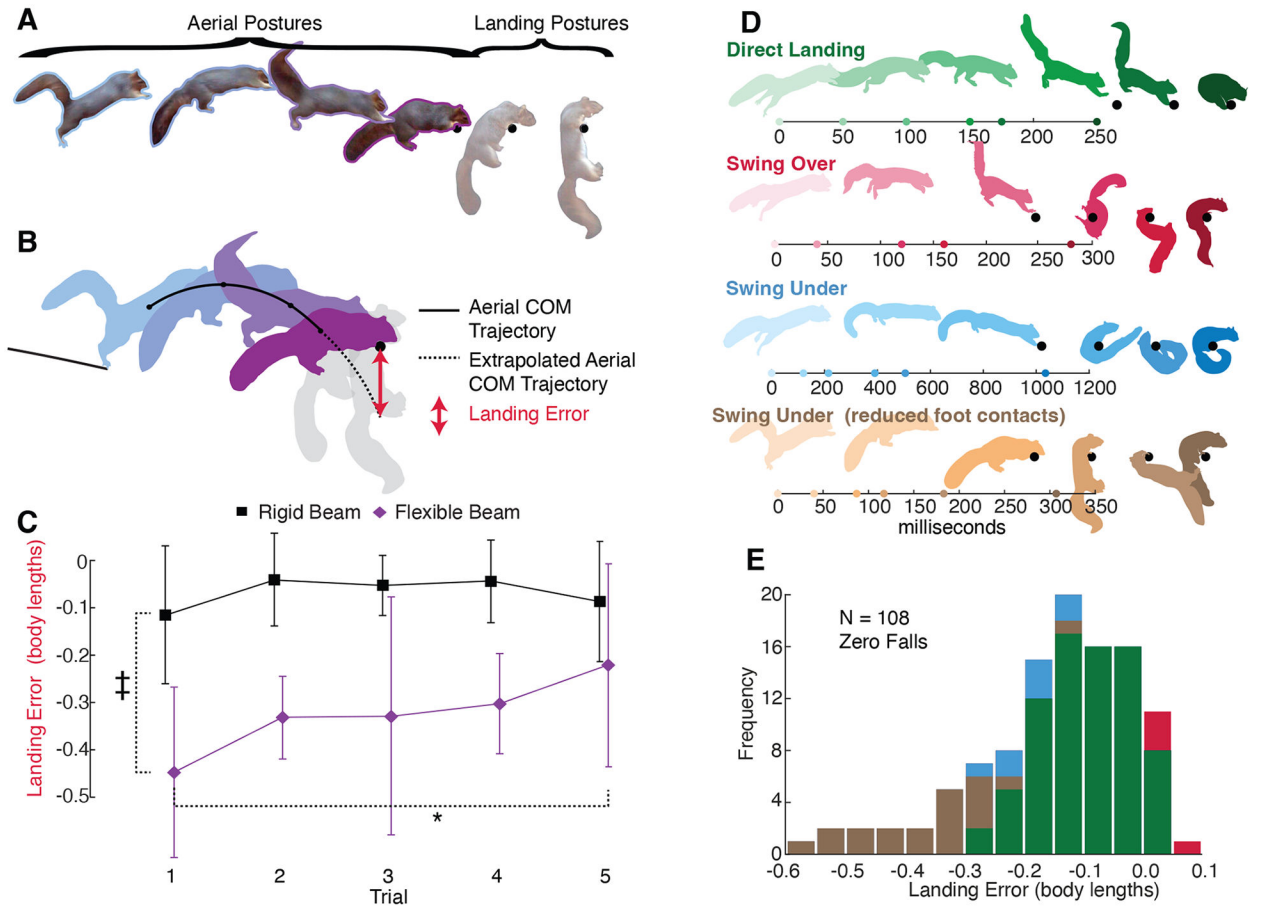
- Schmidt A, Fischer MS, Arboreal locomotion in rats - the challenge of maintaining stability. *J. Exp. Biol* 213, 3615–3624 (2010). [PubMed: 20952609]
- Graham M, Socha JJ, Going the distance: The biomechanics of gap-crossing behaviors. *J. Exp. Zool. Part A Ecol. Integr. Physiol* (2019), doi:10.1002/jez.2266.

3. Jones ZM, Jayne BC, Perch diameter and branching patterns have interactive effects on the locomotion and path choice of anole lizards. *J. Exp. Biol* 215, 2096–2107 (2012). [PubMed: 22623198]
4. Gilman CA, Bartlett M, Gillis G, Irschick D, Total recoil: perch compliance alters jumping performance and kinematics in green anole lizards (*Anolis carolinensis*). *J. Exp. Biol* 215, 568–568 (2012).
5. Fröbisch J, Reisz RR, The Late Permian herbivore *Suminia* and the early evolution of arboreality in terrestrial vertebrate ecosystems. *Proc. R. Soc. B Biol. Sci* 276, 3611–3618 (2009).
6. Cartmill M, Pads and claws in arboreal locomotion. *Primate Locomot.*, 45–83 (1974).
7. Fawcett TW, Fallenstein B, Higginson AD, Houston AI, Mallpress DEWW, Trimmer PC, McNamara JM, The evolution of decision rules in complex environments. *Trends Cogn. Sci* 18, 153–161 (2014). [PubMed: 24467913]
8. Demes B, Jungers WL, Gross TS, Fleagle JG, Kinetics of leaping primates: Influence of substrate orientation and compliance. *Am. J. Phys. Anthropol* 96, 419–429 (1995). [PubMed: 7604894]
9. Gibson EJ, Pick AD, others, *An ecological approach to perceptual learning and development* (Oxford University Press, USA, 2000).
10. van Casteren A, Sellers WI, Thorpe SKS, Coward S, Crompton RH, Ennos AR, Factors Affecting the Compliance and Sway Properties of Tree Branches Used by the Sumatran Orangutan (*Pongo abelii*). *PLoS One*. 8, 1–9 (2013).
11. Ng S, Andrew Y; Russell, in *International Conference on Machine Learning (2000)*, vol. 1, p. 2.
12. Supplementary Materials.
13. Loeb GE, Optimal isn't good enough. *Biol. Cybern* 106, 757–765 (2012). [PubMed: 22895830]
14. Astley HC, Haruta A, Roberts TJ, Robust jumping performance and elastic energy recovery from compliant perches in tree frogs. *J. Exp. Biol* 218, 3360–3363 (2015). [PubMed: 26538173]
15. Thorpe SKS, Crompton RH, Alexander RMN, Orangutans use compliant branches to lower the energetic cost of locomotion. *Biol. Lett* 3, 253–256 (2007). [PubMed: 17439848]
16. Hof AL, Gazendam MGJ, Sinke WE, The condition for dynamic stability. *J. Biomech* 38, 1–8 (2005). [PubMed: 15519333]
17. Shmuelof L, Krakauer JW, Are we ready for a natural history of motor learning? *Neuron*. 72, 469–476 (2011). [PubMed: 22078506]
18. Diedrichsen J, White O, Newman D, Lally N, Use-Dependent and Error-Based Learning of Motor Behaviors. *J. Neurosci* 30, 5159–5166 (2010). [PubMed: 20392938]
19. Diedrichsen J, Shadmehr R, Ivry RB, The coordination of movement: optimal feedback control and beyond. *Trends Cogn. Sci* 14, 31–39 (2010). [PubMed: 20005767]
20. Izawa J, Rane T, Donchin O, Shadmehr R, Motor Adaptation as a Process of Reoptimization. *J. Neurosci* 28, 2883–2891 (2008). [PubMed: 18337419]
21. Cover TM, Thomas JA, *Entropy, Relative Entropy, and Mutual Information* (John Wiley & Sons, Inc., Hoboken, NJ, USA, 2005).
22. Jones KS, What Is an Affordance? *Ecol. Psychol* 15, 107–114 (2003).
23. Jacobs LF, The evolution of the cognitive map. *Brain. Behav. Evol* 62, 128–139 (2003). [PubMed: 12937351]
24. Fawcett TW, Hamblin S, Giraldeau LA, Exposing the behavioral gambit: The evolution of learning and decision rules. *Behav. Ecol* 24, 2–11 (2013).
25. Dunham NT, McNamara A, Shapiro L, Phelps T, Wolfe AN, Young JW, Locomotor kinematics of tree squirrels (*Sciurus carolinensis*) in free-ranging and laboratory environments: Implications for primate locomotion and evolution. *J. Exp. Zool. Part A Ecol. Integr. Physiol* 331, 103–119 (2019).
26. Full R, Hunt N, Jacobs L, Jimm J, Dryad (2021); 10.6078/D11Q5Q.



**Fig. 1. Launch point decisions from simulated branches with varying compliance.**

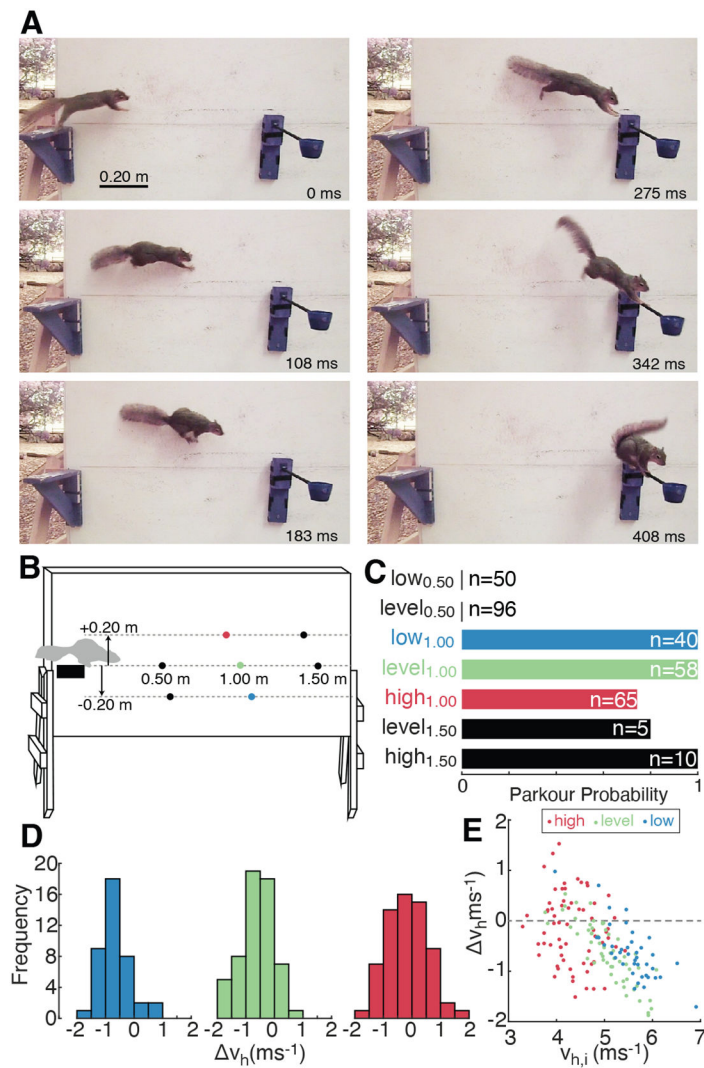
(A) Gap distance ( $x$ ) launch point decisions differed on simulated branches designed to represent three ranges of compliance, low (blue), medium (green), and high compliance (red). (B) Local compliance increased cubically as gap distance decreased when traversing simulated branches from left to right. (C, D) Dimensionless Costs modeled versus gap distance. Gap Distance Cost (solid black line) is identical for all branches. Compliance Costs (colored dashed lines) increase as gap distance decreases. Solid colored lines represent the total Trade-Off Cost ( $J$ ) by summing Gap and Compliance Costs. (C) Trade-off model assuming equal weights for Gap Cost and Compliance Cost, and (D) Trade-off model assuming independent weights.



**Fig. 2. Learning to leap from a novel compliant beam and land robustly.**

(A) Aerial and landing postures (Fig. S2, 12). (B) Landing error was quantified as the height discrepancy between the landing perch and the extrapolated trajectory of the center of mass during aerial phase (red arrow; 12). (C) Five individual squirrels performed sequential leaps from both the rigid and compliant beam (Movie S2). Landing error (Mean $\pm$ 95% CI) for the rigid beam (black) and compliant beam (purple) for each trial. Negative landing error values indicate undershooting the perch. Symbols \* and ‡ indicate statistically significant differences. (D) Four landing maneuvers observed in the first two experiments. Color coded markers on the time scale indicate the time of each body position. (E) Frequency distribution of landing maneuvers across a range of landing errors.





**Fig. 3. Parkour leaping.**

(A) Parkour maneuver. (B) Diagram of the apparatus with vertical surface, launch platform, and landing perch positions. (C) Probabilities of using the parkour maneuver for different placements of the landing perch where  $n$  equals the total number of trials. Probability estimates at the 1.50 m distance are uncertain due to small sample size. (D) Change in horizontal velocity ( $\Delta V_h$ ) for low, level, and high perch placements at the 1.00 m distance. (E) Change in horizontal velocity ( $\Delta V_h$ ) versus the initial parkour contact phase landing velocity ( $V_{h,i}$ ).