

# UC Irvine

## UC Irvine Previously Published Works

### Title

Abrupt but continuous antiferromagnetic transition in nearly stoichiometric  $\text{La}_2\text{CuO}_{4+\delta}$

### Permalink

<https://escholarship.org/uc/item/4zq2r8ff>

### Journal

Physical Review Letters, 72(5)

### ISSN

0031-9007

### Authors

MacLaughlin, DE  
Vithayathil, JP  
Brom, HB  
[et al.](#)

### Publication Date

1994-01-31

### DOI

10.1103/physrevlett.72.760

### Copyright Information

This work is made available under the terms of a Creative Commons Attribution License, available at <https://creativecommons.org/licenses/by/4.0/>

Peer reviewed

## Abrupt but Continuous Antiferromagnetic Transition in Nearly Stoichiometric $\text{La}_2\text{CuO}_{4+\delta}$

D. E. MacLaughlin and J. P. Vithayathil\*

*University of California, Riverside, California 92521-0413*

H. B. Brom and J. C. J. M. de Rooy

*Kamerlingh Onnes Laboratorium, University of Leiden, 2300 RA Leiden, The Netherlands*

P. C. Hammel, P. C. Canfield,<sup>†</sup> A. P. Reyes, Z. Fisk, J. D. Thompson, and S-W. Cheong<sup>‡</sup>  
*Los Alamos National Laboratory, Los Alamos, New Mexico 87545*

(Received 4 October 1993)

Zero-field  $^{139}\text{La}$  nuclear quadrupole resonance (NQR) has been used to characterize the antiferromagnetic transition in nearly stoichiometric single crystals of  $\text{La}_2\text{CuO}_{4+\delta}$  (Néel temperatures  $T_N$  between 275 and 318 K). The onset of the NQR Zeeman splitting at  $T_N$  is abrupt but continuous, indicative of a second-order phase transition with either a crossover in critical behavior just below  $T_N$  or a very small critical exponent  $\beta \lesssim 0.1$ . The absence of any anomaly at  $T_N$  in the  $^{139}\text{La}$  electric field gradient indicates no accompanying structural distortion.

PACS numbers: 74.72.Dn, 75.30.Kz, 76.60.Gv

The layered cuprate antiferromagnet  $\text{La}_2\text{CuO}_{4+\delta}$  has been extensively studied for clues to the mechanism of high-temperature superconductivity in its hole-doped alloys. It has also emerged as an interesting material in its own right, with a rich variety of magnetic behavior: intraplanar  $XY$  and Dzyaloshinskii-Moriya anisotropy and a weak interplanar exchange interaction, in addition to isotropic intraplanar Heisenberg exchange between  $\text{Cu}^{2+}$  ions, lead to a complex antiferromagnetic (AFM) phase [1-3]. The Néel temperature  $T_N$  is very sensitive to the excess oxygen concentration  $\delta$  [4-6]. Separation into an oxygen-poor AFM phase and an oxygen-rich superconducting phase at a temperature  $T_{PS} \sim 250$  K has been observed for  $\delta \gtrsim 0.03$  [3,7].

There has been considerable controversy over the nature of the phase transition to long-range AFM order at  $T_N$ . Neutron Bragg scattering [8],  $\gamma\gamma$  perturbed angular correlation (PAC) [9], and early nuclear quadrupole resonance (NQR) experiments [10] have been interpreted in terms of a smooth second-order transition, whereas muon spin rotation ( $\mu\text{SR}$ ) [11],  $^{57}\text{Fe}$  Mössbauer-effect (ME) [12,13], and more recent NQR [14,15] studies found an apparently discontinuous onset of the AFM staggered magnetization below  $T_N$ . Consistent with these latter observations, the behavior of the metamagnetism in  $\text{La}_2\text{CuO}_{4+\delta}$  [5,16] suggests a first-order transition. Neutron Bragg scattering in the 2D Ising antiferromagnet  $\text{K}_2\text{NiF}_4$  [17] revealed an abrupt transition with an order-parameter critical exponent  $\beta \simeq 0.14$ . Theories of the AFM transition in  $\text{La}_2\text{CuO}_{4+\delta}$  have appeared which treat the transition as continuous [8,18] and as first order [15]. Resolution of this question would shed light on the critical behavior of extremely anisotropic quantum magnetism.

This Letter describes measurements of the Zeeman

splitting [19] of  $^{139}\text{La}$  NQR in nearly stoichiometric single-crystal  $\text{La}_2\text{CuO}_{4+\delta}$ , which show that the onset of the AFM staggered magnetization  $M_s$  at  $T_N$  is abrupt but continuous. We describe below how the abrupt jump can be reconciled [13] with the considerably smoother temperature dependence of the neutron Bragg cross section [8]. Notwithstanding this abrupt behavior our data from a highly homogeneous sample show that the transition is continuous, and can be described in terms of either a crossover in critical behavior  $\sim 1$  K below  $T_N$  or a very small value ( $\lesssim 0.1$ ) of  $\beta$ . Matsuda *et al.* [20] and Keimer *et al.* [8] have noted that the AFM spin Hamiltonian of Thio *et al.* [2] leads to nearly coincident 2D-3D and Heisenberg- $XY$  crossovers in  $\text{La}_2\text{CuO}_{4+\delta}$ , and crossover behavior is suggested by the Schwinger-boson mean-field theory of Ref. [8]. To our knowledge no specific *ab initio* prediction of an abrupt transition has appeared.

The single-crystal samples used in the present work were grown from a  $\text{CuO}$  flux melt and subsequently measured in the as-grown state ( $T_N = 275$  K) or after anneals at  $650^\circ\text{C}$  under pure nitrogen ( $T_N = 305$  K) or vacuum ( $T_N = 312$ - $318$  K). The samples contain few lattice defects, as evidenced by the fact that the observed NQR linewidths were an order of magnitude or more smaller than previously reported for ceramic powders. The good sample homogeneity implied by such narrow lines was essential for obtaining the results of this Letter. Even so, the continuous variation of Zeeman splitting discussed below was observed only in a particularly homogeneous single crystal; in less homogeneous samples the transition appeared discontinuous as in previous studies [14,15].

Fourier-transform spectra were obtained from spin-echo  $^{139}\text{La}$  NQR signals in a conventional manner, and the frequencies of the three pure NQR lines in the paramagnetic (PM) state and eight of the nine Zeeman-split

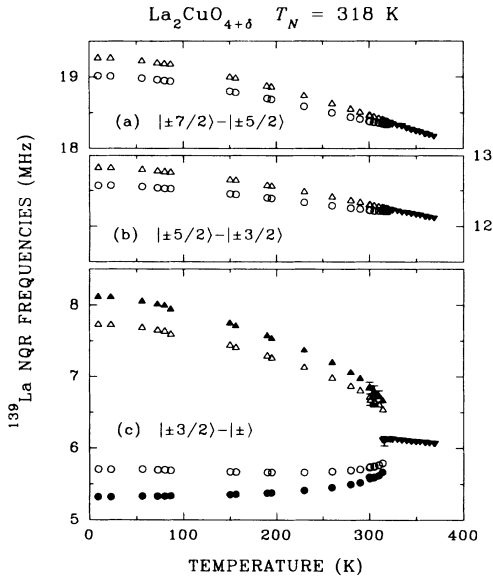


FIG. 1. Temperature dependence of  $^{139}\text{La}$  Zeeman-split NQR frequencies in  $\text{La}_2\text{CuO}_{4+\delta}$ ,  $T_N = 318$  K. (a) Frequencies of transitions between  $|\pm 7/2\rangle$  and  $|\pm 5/2\rangle$  nuclear spin states. (b)  $|\pm 5/2\rangle \leftrightarrow |\pm 3/2\rangle$  transition frequencies. (c)  $|\pm 3/2\rangle \leftrightarrow |\pm\rangle$  (see Ref. [21]) transition frequencies, where the effect of the jump at  $T_N$  is most evident. The ordinates of all three graphs have the same scale. The “error bars” give linewidths where larger than the symbol size.

NQR lines in the AFM state were determined. Figure 1 shows the temperature dependences of these frequencies for a sample with  $T_N = 318$  K. The frequencies of the four transitions between  $|\pm 3/2\rangle$  and  $|\pm\rangle$  nuclear spin states [21] show the abrupt onset of the AFM splitting most clearly and are crucial to its measurement [15]. Values of  $T_N$  obtained from the onset of the NQR splitting and from the peaks in the measured susceptibilities are in good agreement.

Coexisting unsplit and Zeeman-split NQR lines were observed within a narrow sample-dependent temperature range of width  $\Delta T_N \sim 2$ –10 K, as was first reported by Borodin *et al.* [15]. With decreasing temperature in this region intensity is transferred smoothly from the unsplit PM-state line to the Zeeman-split AFM lines, indicating the presence of both AFM and PM phases due to inhomogeneity of  $T_N$ . In contrast to a recent  $^{57}\text{Fe}$  ME study [13] the coexistence region in our samples is very narrow (relative width  $\lesssim$  a few percent), with an upper bound of  $\sim 1\%$  volume fraction on any untransformed phase outside this region. The spectra exhibited no thermal hysteresis, consistent with the results of Ref. [15]. Hysteresis has been observed in the zero-field resistivity of a sample with  $T_N = 260$  K [22], but this is close to  $T_{PS}$  [3] and phase separation may have played a role in the hysteretic behavior.

The nuclear spin Hamiltonian which describes the NQR spectrum [21] is characterized by (1) the Zeeman frequency  $\nu_Z$ , which sets the scale of the Zeeman split-

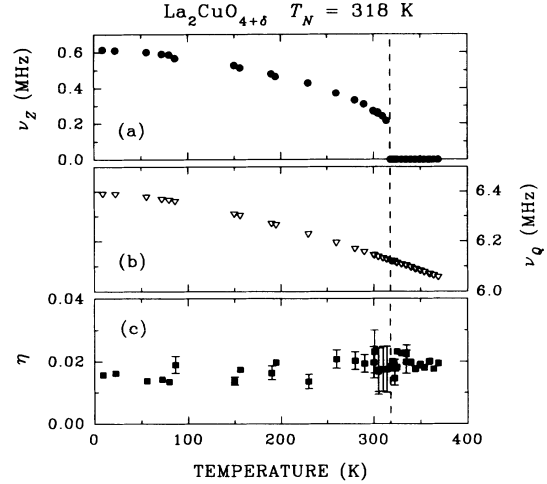


FIG. 2. Temperature dependence of  $^{139}\text{La}$  NQR parameters in  $\text{La}_2\text{CuO}_{4+\delta}$ ,  $T_N = 318$  K, from fits to frequencies of Fig. 1 (see text). (a) Zeeman frequency  $\nu_Z$ . (b) Quadrupole frequency  $\nu_Q$ . (c) Asymmetry parameter  $\eta$ . Dashed line:  $T_N$ .

ting and is proportional to  $M_s$  [19]; (2) the quadrupole frequency  $\nu_Q$ , which reflects the electric field gradient (EFG) at the nuclear site; and (3) the asymmetry parameter  $\eta$ , which measures the departure of the EFG from axial symmetry. The temperature dependences of these parameters were extracted from fits of the experimental transition frequencies to exact numerical diagonalizations of the nuclear spin Hamiltonian [14,21,23], and are given in Fig. 2 for the data of Fig. 1. It can be seen that the jump in  $\nu_Z$  at  $T_N$  is  $\sim 30\%$  of the zero-temperature value [Fig. 2(a)], as previously observed [15]. In contrast, there is no anomaly in  $\nu_Q$  at  $T_N$  to within a few percent of the total variation between  $T = 0$  and  $T \gtrsim T_N$  [Fig. 2(b)] due to thermal expansion of the lattice. Neither is there an anomaly in  $\eta$  [Fig. 2(c)], although its error is considerably larger. There is therefore no NQR evidence for a structural distortion [24] at  $T_N$ , although a distortion usually accompanies a first-order magnetic phase transition [25]. This indicates that the transition is purely magnetic in origin and magnetoelastic coupling does not play an essential role.

Figure 3 gives  $^{139}\text{La}$   $|\pm 3/2\rangle \leftrightarrow |\pm\rangle$  spectra, obtained from a different sample of particularly high homogeneity, for temperatures in the vicinity of  $T_N$ . Only Zeeman-split lines with frequencies above that of the PM-state line at 6.13 MHz are shown; the low-frequency lines (Fig. 1) behave similarly. The split lines are broad, and their shapes do not reproduce well due to distortion by the spectrometer bandwidth. Coexistence with the unsplit line occurs only in the narrow temperature range 313–315 K, where the splittings are 2 to 3 times smaller than the minimum values reported previously [14,15] (see also Fig. 1). The Zeeman frequencies derived from these spectra tend smoothly to zero with increasing temperature, as shown in the inset to Fig. 3 where a “knee” at  $\nu_Z \sim 0.2$  MHz is evident. This smooth temperature dependence of  $\nu_Z$

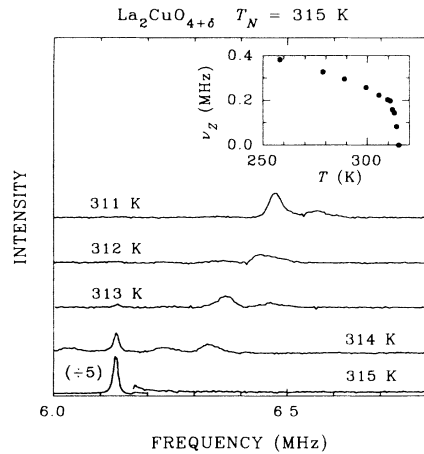


FIG. 3.  $^{139}\text{La } |\pm 3/2\rangle \leftrightarrow |\pm\rangle$  NQR Fourier-transform spectra from a homogeneous single crystal of  $\text{La}_2\text{CuO}_{4+\delta}$  in the vicinity of  $T_N = 315\text{ K}$ . Only frequencies above that of the unsplit PM-state line (6.13 MHz) are shown. Inset: Temperature dependence of  $\nu_Z$  just below  $T_N$ .

is strong evidence that the jump at  $T_N$  is intrinsically continuous. Other salient features include the extremely small FWHM width ( $\lesssim 10\text{ kHz}$ ) of the PM-state line, and the fact that the AFM-split lines are an order of magnitude broader. This indicates static disorder in the staggered magnetization, due presumably to hole doping by the residual excess oxygen.

An abrupt but continuous transition can be described phenomenologically by a small effective order-parameter exponent  $\beta_{\text{eff}}$ , defined by  $M_s \propto (T_N - T)^{\beta_{\text{eff}}}$ . It was not possible to extract  $\beta_{\text{eff}}$  from the data by fitting this expression to  $\nu_Z(T)$ , because the fit value depended on the range of data used [19,26]. An upper bound could, however, be obtained as follows: For an inhomogeneous sample, and for temperatures in and just below the coexistence region, nuclei in portions of the sample with  $T_N$  just above the temperature of measurement have low values of  $\nu_Z$ . These nuclei give rise to a low-frequency "shoulder" in the distribution of  $\nu_Z$ , and therefore to corresponding shoulders on the low-splitting side of each AFM-split line. Such nuclei have smaller splittings, and the shoulders are more pronounced, for a gradual transition (larger value of  $\beta_{\text{eff}}$ ) than for an abrupt one (smaller value of  $\beta_{\text{eff}}$ ). According to a rough estimate of this effect [27] a substantial shoulder would have been resolved for  $\beta_{\text{eff}} \gtrsim 0.1$ ; the fact that no shoulder is observed (Fig. 3) places an experimental upper bound of this order on  $\beta_{\text{eff}}$ .

This analysis has the advantage that it is sensitive only to  $\nu_Z(T)$  very near  $T_N$ , but the upper bound is crude and we have no evidence that  $\beta_{\text{eff}}$  should be considered a true critical exponent. Accurate determination of the asymptotic behavior of  $\nu_Z(T)$  requires reduced temperatures  $1 - T/T_N$  of the order of  $10^{-3}$  or smaller [19,26], which is not possible in  $\text{La}_2\text{CuO}_{4+\delta}$  at present due to the remaining inhomogeneity of  $T_N$ ; a more ac-

curate determination of  $\beta_{\text{eff}}$  will require samples with  $\Delta T_N$  considerably less than 1 K. This upper limit, like the value  $\beta \simeq 0.14$  found by neutron Bragg scattering in the established Ising system  $\text{K}_2\text{NiF}_4$  [17], is close to the Ising value of  $1/8$ , but the temperature dependence of  $M_s(T)$  in  $\text{La}_2\text{CuO}_{4+\delta}$  (Figs. 2 and 3) does not in fact resemble the corresponding data of Ref. [17].

The observation that the AFM transition in  $\text{La}_2\text{CuO}_{4+\delta}$  is abrupt conflicts with the results of some previous studies. Saylor *et al.* [9] concluded from PAC measurements that the transition in a nearly stoichiometric sample was smooth and exhibited  $S=1/2$  mean-field behavior. A sizable jump in hyperfine splitting at  $T_N$  has, however, been observed in  $\mu\text{SR}$  [11] and  $^{57}\text{Fe}$  ME [12,13] studies of  $\text{La}_2\text{CuO}_{4+\delta}$ . The scaled hyperfine data from these measurements (see, e.g., Ref. [18]) lie close to those of Fig. 2(a). It should be noted, however, that some of these studies used samples with low values of  $T_N$ , for which phase separation might have played a role as mentioned above. Furthermore, in hyperfine techniques other than NMR or NQR the implanted probe (PAC or ME ion, muon) might perturb its surroundings (see, e.g., Ref. [28]).

Keimer *et al.* [8] reported a gradual onset of the AFM neutron Bragg scattering cross section  $\sigma_B$  below  $T_N$  in nearly stoichiometric  $\text{La}_2\text{CuO}_{4+\delta}$ . We note that  $\sigma_B$  varies as  $M_s^2$  whereas  $\nu_Z \propto M_s$ , so that a  $\sim 30\%$  jump in  $\nu_Z$  at  $T_N$  corresponds to a smaller effect ( $\sim 10\%$ ) in  $\sigma_B$ . Even at this level, however, the neutron data show no sign of a jump [8]. This discrepancy can be explained by the inhomogeneity in  $T_N$  described above: The AFM Bragg intensity increases smoothly as the temperature is decreased through the transition not because the transition itself is smooth, but because the AFM fraction of the sample is increasing smoothly. Imbert *et al.* [13] pointed out that this difference between "local-probe" and "sample-average" techniques can play an important role in  $\text{La}_2\text{CuO}_{4+\delta}$ ; we emphasize that it can explain the discrepancy between neutron and NQR results even in the most homogeneous samples. Apart from the lack of a jump,  $M_s(T)$  from Ref. [8] scales well with  $\nu_Z(T)$  from the present measurements.

The absence of anomalies at  $T_N$  in  $\nu_Q$  and  $\eta$  and in the thermal expansion [29] indicate that the abrupt AFM transition is not accompanied by a structural distortion. This result, together with the lack of thermal hysteresis noted above, argue against a conventional first-order AFM transition in  $\text{La}_2\text{CuO}_{4+\delta}$ . Borodin *et al.* [15] explained their apparently discontinuous jump in  $\nu_Z$  at  $T_N$  as a fluctuation-induced first-order transition [30], the purely magnetic character of which does not require an accompanying structural distortion. We reiterate, however, that the continuous onset of the Zeeman splitting below  $T_N$  (inset to Fig. 3) shows that the transition is second order.

These results do not answer the question of whether

the abrupt behavior signals a crossover between critical regimes, or if the transition should be described by a very small value of the critical exponent  $\beta = \beta_{\text{eff}}$ . A second-order transition with a value of  $\beta \sim 0.1$  might indicate Ising-like behavior of the transition. We may be observing the crossover suggested by a Schwinger-boson mean-field calculation of the staggered magnetization [8], but that this gives an abrupt transition remains to be demonstrated. A satisfactory understanding of the anti-ferromagnetic transition in  $\text{La}_2\text{CuO}_{4+\delta}$  awaits resolution of these issues.

We wish to thank G. Aeppli, F. Borsa, R. H. Heffner, D. C. Johnston, D. Mandrus, R. L. Orbach, J. Saylor, and F. Steglich for helpful discussions, and T. Bell for assistance in sample preparation. This work was supported in part by the U.S. NSF, Grants No. DMR-8814783 and No. DMR-9114911, by the University of California, Riverside, Academic Senate Committee on Research, and by the Netherlands FOM and NWO, and was performed in part under the auspices of the U.S. DOE.

\* Present address: University of Massachusetts, Amherst, MA 01003.

† Present address: Ames Laboratory, Iowa State University, Ames, IA 50011.

‡ Present address: AT&T Bell Laboratories, Murray Hill, NJ 07974.

- [1] D. Vaknin *et al.*, Phys. Rev. Lett. **58**, 2802 (1987).
- [2] T. Thio *et al.*, Phys. Rev. B **38**, 905 (1988).
- [3] For reviews see S-W. Cheong, J. D. Thompson, and Z. Fisk, Physica (Amsterdam) **158C**, 109 (1989); and B. Batlogg, in *High Temperature Superconductivity*, Proceedings of the Los Alamos Symposium, edited by K. S. Bedell, D. Coffey, D. E. Meltzer, D. Pines, and J. R. Schrieffer (Addison-Wesley, Reading, MA, 1990), p. 37.
- [4] D. C. Johnston *et al.*, Phys. Rev. B **36**, 4007 (1987).
- [5] D. C. Johnston, J. Magn. Magn. Mater. **100**, 218 (1991).
- [6] M. F. Hundley *et al.*, Physica (Amsterdam) **172C**, 455 (1991).
- [7] J. D. Jorgensen *et al.*, Phys. Rev. B **38**, 11337 (1988); NMR and NQR studies of phase separation have been reported by P. C. Hammel *et al.*, Phys. Rev. Lett. **71**, 440 (1993).
- [8] B. Keimer *et al.*, Phys. Rev. B **45**, 7430 (1992).
- [9] C. Hohenemser *et al.*, Physica (Amsterdam) **162-164C**, 1283 (1989); J. Saylor *et al.*, Phys. Rev. B **40**, 6854 (1989); J. Saylor (private communication).
- [10] Y. Kitaoka *et al.*, J. Phys. Soc. Jpn. **56**, 3024 (1987); H. Nishihara *et al.*, J. Phys. Soc. Jpn. **56**, 4559 (1987).
- [11] Y. J. Uemura *et al.*, Phys. Rev. Lett. **59**, 1045 (1987); Y. J. Uemura *et al.*, Physica (Amsterdam) **153-155C**, 769 (1988); J. I. Budnick *et al.*, Phys. Lett. A **124**, 103 (1987); D. R. Harshman *et al.*, Phys. Rev. B **38**, 852 (1988).
- [12] H. Tang *et al.*, J. Appl. Phys. **67**, 4518 (1990).
- [13] P. Imbert, G. Jéhano, and J. A. Hodges, Phys. Rev. Lett. **71**, 654 (1993).
- [14] H. Lütgemeier and M. W. Pieper, Solid State Commun. **64**, 267 (1987).
- [15] V. A. Borodin *et al.*, Pis'ma Zh. Eksp. Teor. Fiz. **52**, 1073 (1990) [JETP Lett. **52**, 468 (1990)].
- [16] S-W. Cheong, J. D. Thompson, and Z. Fisk, Phys. Rev. B **39**, 4395 (1989).
- [17] R. J. Birgeneau, J. Skalyo, and G. Shirane, J. Appl. Phys. **11**, 1303 (1970).
- [18] A. Singh *et al.*, Phys. Rev. Lett. **64**, 2571 (1990); **67**, 1939 (1991); P. Kopietz, Phys. Rev. Lett. **68**, 3480 (1992); **71**, 655 (1993).
- [19] For a review of hyperfine studies of critical phenomena, see C. Hohenemser, N. Rosov, and A. Kleinhammes, Hyperfine Interact. **49**, 267 (1989).
- [20] M. Matsuda *et al.*, Phys. Rev. B **42**, 10098 (1990).
- [21] T. P. Das and E. L. Hahn, *Nuclear Quadrupole Resonance Spectroscopy*, Suppl. No. 1 to Solid State Physics, edited by H. Ehrenreich *et al.* (Academic, New York, 1958), Chap. 1; C. P. Slichter, *Principles of Magnetic Resonance* (Springer-Verlag, New York, 1990), 3rd ed., Chap. 10.
- [22] M. C. Aronson *et al.*, Phys. Rev. B **39**, 11445 (1989).
- [23] The analysis of Ref. [15] used only the  $|\pm 3/2\rangle \leftrightarrow |\pm\rangle$  transition frequencies, and employed first-order perturbation theory rather than exact diagonalization of the nuclear spin Hamiltonian. All frequencies are required for good fit values of  $\nu_Q$  and  $\eta$ ; furthermore, as noted in Ref. [14], in  $\text{La}_2\text{CuO}_{4+\delta}$   $\nu_Z$  is too large for perturbation theory to be accurate.
- [24] G. Bonera, F. Borsa, and A. Rigamonti, in *Magnetic Resonance and Related Phenomena*, edited by V. Hovi (North-Holland, Amsterdam, 1973), p. 50.
- [25] N. P. Grazhdankina, Usp. Fiz. Nauk. **96**, 291 (1969) [Sov. Phys. Usp. **11**, 727 (1969)]; L. Pál, Acta Phys. Acad. Sci. Hung. **27**, 47 (1969).
- [26] R. M. Suter and C. Hohenemser, J. Appl. Phys. **50**, 1814 (1979).
- [27] D. E. MacLaughlin *et al.* (unpublished).
- [28] N. Rosov, Phys. Rev. Lett. **67**, 1938 (1991); V. Jaccarino, L. R. Walker, and G. K. Wertheim, Phys. Rev. Lett. **13**, 752 (1964).
- [29] D. Mandrus (private communication). Using the Ehrenfest relations, the absence of a thermal expansion discontinuity at  $T_N$  and the observed pressure dependence of  $T_N$  [S. Katano *et al.*, J. Phys. Soc. Jpn. **58**, 3890 (1989)] are consistent with the experimental upper bound on any specific heat discontinuity at  $T_N$  [K. Sun *et al.*, Phys. Rev. B **43**, 239 (1991)].
- [30] S. A. Brazovskii and I. E. Dzyaloshinskii, Pis'ma Zh. Eksp. Teor. Fiz. **21**, 360 (1975) [JETP Lett. **21**, 164 (1975)]; D. Mukamel and S. Krinsky, Phys. Rev. B **13**, 5065 (1976).