

# Lawrence Berkeley National Laboratory

## Recent Work

### Title

BEAM LOSS AND SHIELDING EXPERIMENTS RELEVANT TO HIGH ENERGY PROTON SYNCHROTRONS

### Permalink

<https://escholarship.org/uc/item/4tg2720v>

### Author

Gilbert, William S.

### Publication Date

1967-09-09

University of California  
Ernest O. Lawrence  
Radiation Laboratory

BEAM LOSS AND SHIELDING EXPERIMENTS  
RELEVANT TO HIGH ENERGY PROTON SYNCHROTRONS

William S. Gilbert

September 7, 1967

TWO-WEEK LOAN COPY

*This is a Library Circulating Copy  
which may be borrowed for two weeks.  
For a personal retention copy, call  
Tech. Info. Division, Ext. 5545*

Berkeley, California

H

UCRL-17797  
eg. 2

## **DISCLAIMER**

This document was prepared as an account of work sponsored by the United States Government. While this document is believed to contain correct information, neither the United States Government nor any agency thereof, nor the Regents of the University of California, nor any of their employees, makes any warranty, express or implied, or assumes any legal responsibility for the accuracy, completeness, or usefulness of any information, apparatus, product, or process disclosed, or represents that its use would not infringe privately owned rights. Reference herein to any specific commercial product, process, or service by its trade name, trademark, manufacturer, or otherwise, does not necessarily constitute or imply its endorsement, recommendation, or favoring by the United States Government or any agency thereof, or the Regents of the University of California. The views and opinions of authors expressed herein do not necessarily state or reflect those of the United States Government or any agency thereof or the Regents of the University of California.

Invited Paper Presented at the  
Sixth International Conference  
on High Energy Accelerators,  
September 1967

UCRL-17797  
Preprint

UNIVERSITY OF CALIFORNIA  
Lawrence Radiation Laboratory  
Berkeley, California  
AEC Contract No. W-7405-eng-48

BEAM LOSS AND SHIELDING EXPERIMENTS  
RELEVANT TO HIGH ENERGY PROTON SYNCHROTRONS

William S. Gilbert

September 7, 1967

BEAM LOSS AND SHIELDING EXPERIMENTS RELEVANT  
TO HIGH ENERGY PROTON SYNCHROTRONS\*

William S. Gilbert

Lawrence Radiation Laboratory  
University of California  
Berkeley, California

September 7, 1967

Introduction

Our primary concern has been with the radiation problems associated with the contemplated 200-GeV strong-focusing proton synchrotron. We have been involved in various experiments at the existing proton synchrotrons in the 30-GeV range at Brookhaven and CERN, since these can be considered as models for the higher energy machine.

There are several distinct problems that are associated with radiation that is generated through the cascade process after the primary beam is lost. The magnitude and distribution of this primary beam loss is therefore an input to each of the radiation problems listed below in Table I.

Table I. Radiation Problems

Problem	Running	Shut Down
1. Strongly interacting particles (S.I.P.) penetrating shield	XX	
2. Leakage through ducts and labyrinths	XX	
3. Muons penetrating shield	XX	
4. Skyshine	XX	
5. Radiation damage and heating	XX	
6. Radioactive air, water and dust	XX	XX
7. Induced activity in accelerator		XX
8. Induced activity in tunnel walls		XX

\* Work done under the auspices of the U. S. Atomic Energy Commission.

Problems 1-4 relate to the radiation levels in buildings on site and to the off site general population. Problems 5-8 influence the maintainance of the accelerator, and it is in this **maintenance that** the operators and other radiation workers get the bulk of their radiation exposures.

In 1965-1966 it was agreed by those involved in shielding calculations at CERN, the Lawrence Radiation Laboratory, and the Rutherford High Energy Laboratory that a need existed for a large-scale shielding experiment at the CERN-PS in which the radiation field in the earth shield and the primary beam loss distribution would be measured simultaneously. The specific accelerator projects for which these new data were desired are: the U. S. 200-GeV proton synchrotron, the improved CERN-PS, the CERN intersecting storage rings, and the European 300-GeV proton synchrotron.

The above three laboratories\*\* collaborated in a series of shielding experiments at the CERN-PS from September 28 to November 28, 1966. We had exclusive use of the accelerator for eight 12-hour periods.

#### 1966 Shielding Experiment at the CERN-PS

The use of activation detectors enabled us to determine the radiation field at hundreds of locations inside the machine tunnel and within the earth shield. The response of these detectors is well understood, and spectral information is obtainable. We were able to cover a dynamic range of flux from  $< 1$  to  $> 10^8$  neutrons  $\text{cm}^{-2} \text{sec}^{-1}$ . Several counting facilities, with a correspondingly large staff, were required to count the many samples within the times dictated by the induced activities and associated decay lives.

The geometry of the experiment can be seen in Figs. 1-3. Some preliminary data have been presented<sup>(1)</sup> and a formal report is in preparation.

#### Beam Loss Distribution

In Fig. 4 is shown the beam loss distribution as measured by aluminum activation detectors placed on the vacuum tank. There is considerable variation in this loss in the quiet region upstream of the target as well as subsequent minima downstream of the target.

---

\*\* LRL: 200 GeV - W. Gilbert, D. Keefe  
Health Physics - J. McCaslin, W. Patterson, A. Smith, L. Stephens  
CERN: ISR Division - R. Fortune  
Health Physics - K. Goebel  
RHEL: K. Shaw, G. Stevenson, R. Thomas

These minima are associated with the gaps between magnets. The pattern is surprisingly well approximated by a constant term plus an exponential that decreases with distance downstream of the target. All the target associated term is accounted for in some half betatron wavelength downstream of the target and some 70 to 80% of the total beam loss is found under this peak.

In addition to a thin foil target, a cleanup collimator, or clipper, was used at a point several betatron wavelengths around the machine. Hereward, Ranft, and Richter (2) have calculated what might be the effects of such a clipper. Figures 5 and 6 show new Monte-Carlo calculations by Ranft(3) as to what the beam loss distribution might be expected to be for the machine operating conditions for our experiment, together with the experimental data. The agreement is fairly good and once again one can see the influence of the magnet-gap geometry in the experimental data. Ranft discusses how these calculations could be carried out for the 200 to 300 GeV accelerators once the various lattice and aperture parameters have been decided upon. For the CERN-PS, the clipper did not clean up the beam and reduce the random losses around the quiet sections as much as the calculations predicted. The reason for this is not clear.

#### Fitting of Experimental Data

A model based on the modified Moyer method has been programmed for the CDC-6600 to yield a best fit to the experimental data.(4) In a given exposure, for a given type detector, there may be from 10 to 80 data points at different locations. At each of these locations a flux is calculated, these fluxes are integrals of the following type.

$$\text{Calculated flux} \equiv \phi_i = c \int_{-\infty}^{+\infty} \frac{S(Z)\Theta(\theta)}{r^2} e^{-l_{Fe}/\lambda_{Fe}} e^{-l_E/\lambda_E} dZ$$

$$\text{Experimental flux} \equiv \phi_i$$

$$\text{Variance} = \sum_i \left( \frac{\phi_i - \phi_1}{\phi_i} \right)^2$$

This is minimized by changing the variables below.

$$S(Z) = 1 + a_1 e^{-a_3(Z-Z_{\text{target}})}$$

$$\Theta(\theta) = a_2 e^{-a_4\theta}$$

In the range of  $90^\circ \pm 30^\circ$ , this is similar to measured data from  $\text{C}^{11}$  and Bi fission detectors.

$r$  = distance from elemental source to field point

$\lambda_{Fe}, \lambda_{\text{Earth}}, C$  = other adjustable constants

The fit, as shown in Fig. 7, agrees with the experimental data to within about 20%, over 5 orders of magnitude in flux. The  $\lambda_{\text{Earth}} = 1.17 \text{ g cm}^{-2}$  for this particular set of experimental data.

Shield Estimates for 200 to  
300 GeV and Improved CERN-PS Accelerators

Using the assumed circulating proton beams, loss distributions, and allowable surface radiation levels of the original design reports<sup>(1)</sup> and the constants for the FLUX program derived from an analysis of the CERN shielding data, Table II represents an interim estimate of the required shielding above the magnets, if one assumes that the 200 and 300 GeV accelerator magnets are the same thickness and geometry as the CERN-PS magnets. The FLUX program allows one to insert the actual magnet configuration and one can do so at a later time.

Table II. Shielding required above main ring, in  $\text{g cm}^{-2}$

Accelerators	Quiet region	Target or septa region
Present PS 25 GeV $*2 \times 10^{11}$ p sec <sup>-1</sup>	790	1300
Improved PS 25 GeV $*1 \times 10^{12}$ p sec <sup>-1</sup>	970	1480
Improved PS 25 GeV $*1 \times 10^{13}$ p sec <sup>-1</sup>	1220	1740
Proposed 200 GeV U.S.	1000	1700
Proposed 300 GeV Europe	1180	1800

\* These currents represent the total beam lost in the accelerator, not necessarily the total circulating beam.

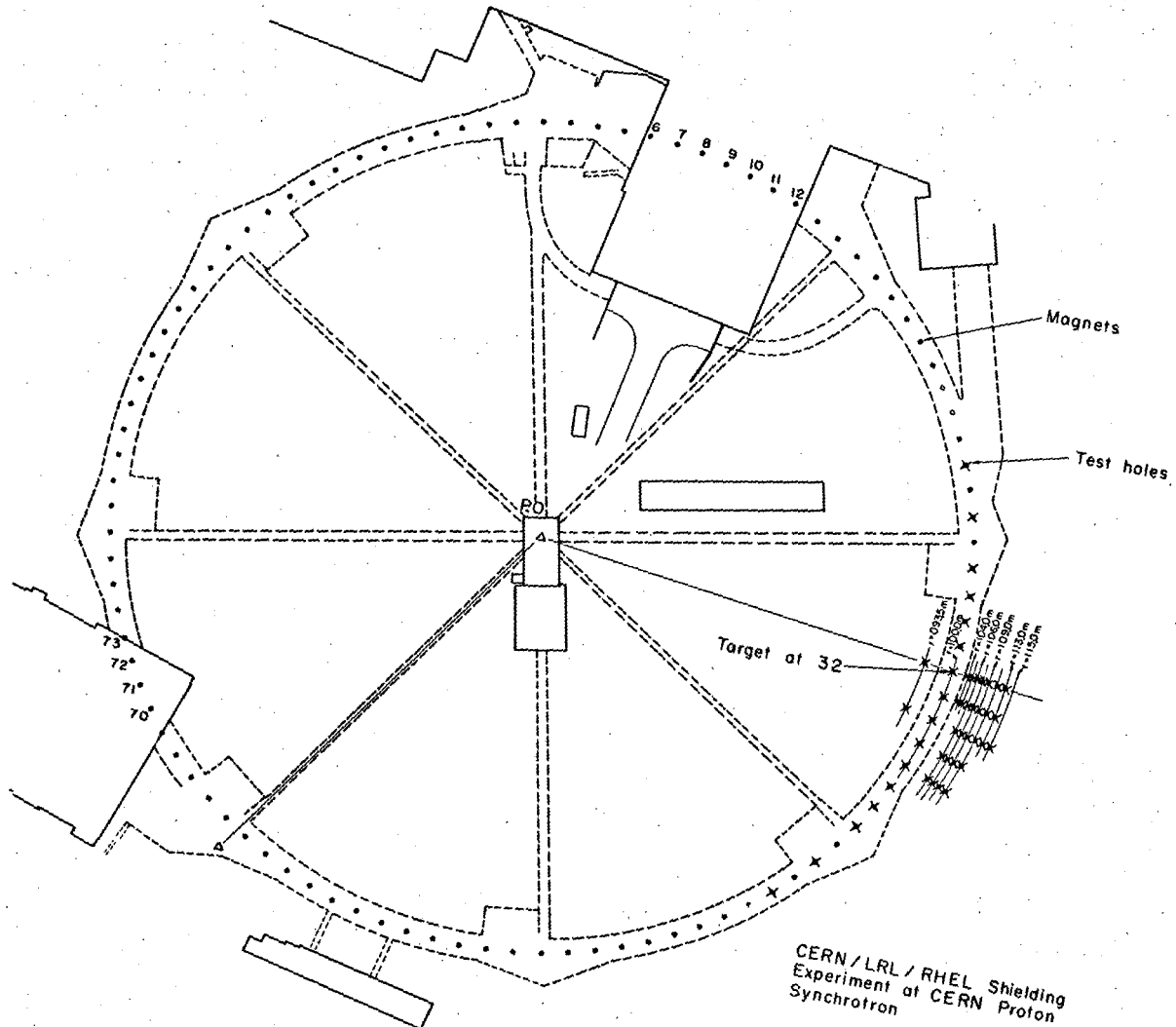


References

1. R. D. Fortune, W. S. Gilbert and R. H. Thomas, Shielding Experiment at the CERN-PS - CERN/LRL/RHEL Collaboration 1966, UCID-10199, April 28, 1967.
2. H. G. Hereward, J. Ranft and W. Richter, Efficiency of Multi-Traversal Targets, CERN 65-1, January 6, 1965.
3. J. Ranft, Monte-Carlo Calculation of Particle Loss Distributions Along the Vacuum Chamber of the CPS Near Internal Targets and of the Transverse Attenuation of Strongly Interacting Particle Fluxes in the P.S. Magnet Units and Earth Shield, MPS/Int. MV/EP 67-5 JR/id, June 20, 1967.
4. E. R. Close, FLUXFT - A CDC 6600 Code For Fitting Radiation Data Associated with the CERN-PS, UCID-3061, July 6, 1967.

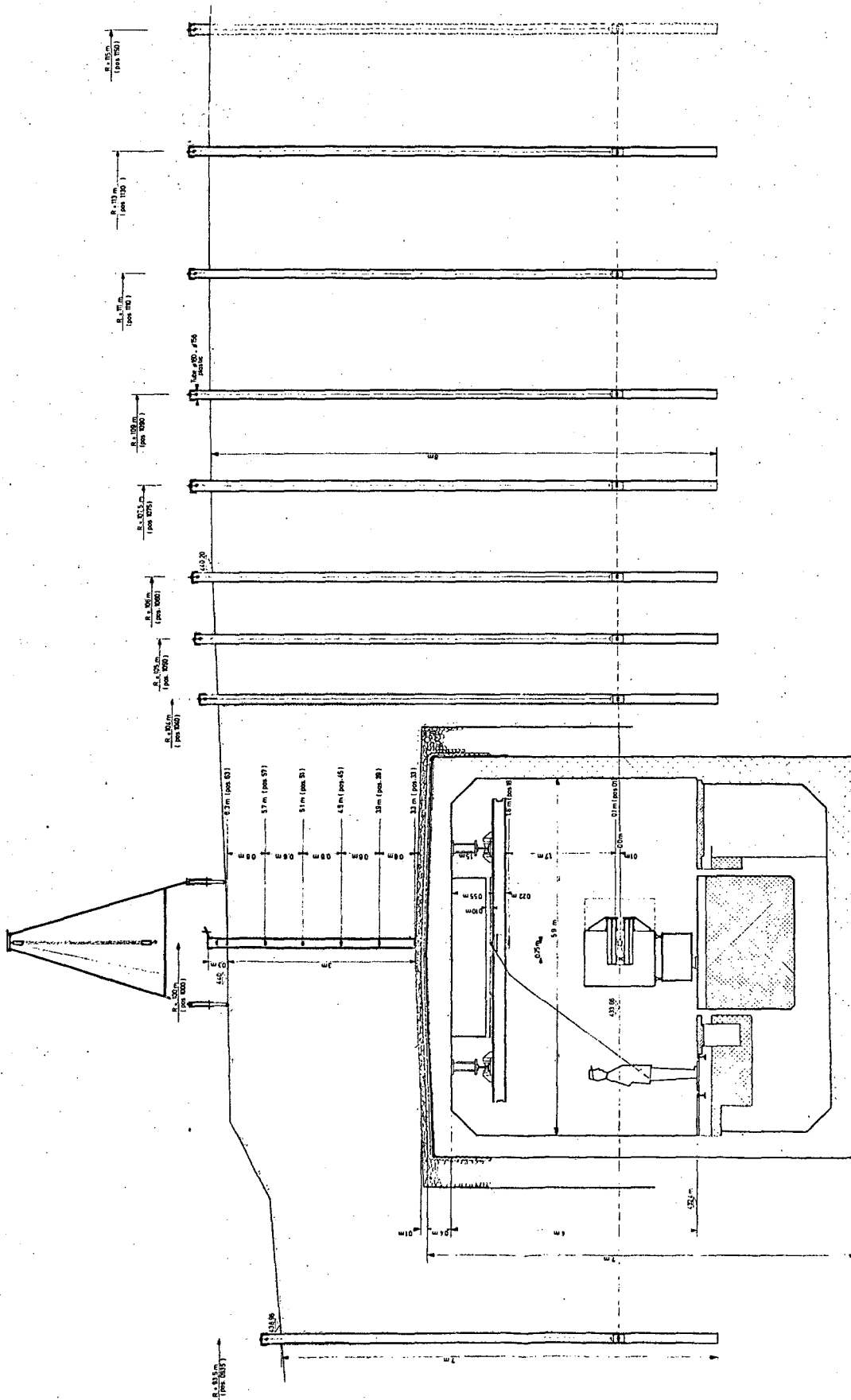
Figure Captions

- Fig. 1. CERN Shielding Experiment - Plan View.
- Fig. 2. CERN Shielding Experiment - Cross-Section View.
- Fig. 3. CERN Shielding Experiment - Elevation View Geometry for FLUX Program.
- Fig. 4. Beam Loss Distribution - Experimental Data - Analytic Fit.
- Fig. 5. Beam Loss Distribution Target - Ranft Monte-Carlo Calculations - Experimental Data.
- Fig. 6. Beam Loss Distribution Clipper - Ranft Monte-Carlo Calculations - Experimental Data.
- Fig. 7. Orbit Hole Aluminum Detector Data - FLUX Program Fit.



XBL672-790

Fig. 1



48L672-791

Fig. 2

# CERN Shielding Experiment - Elevation

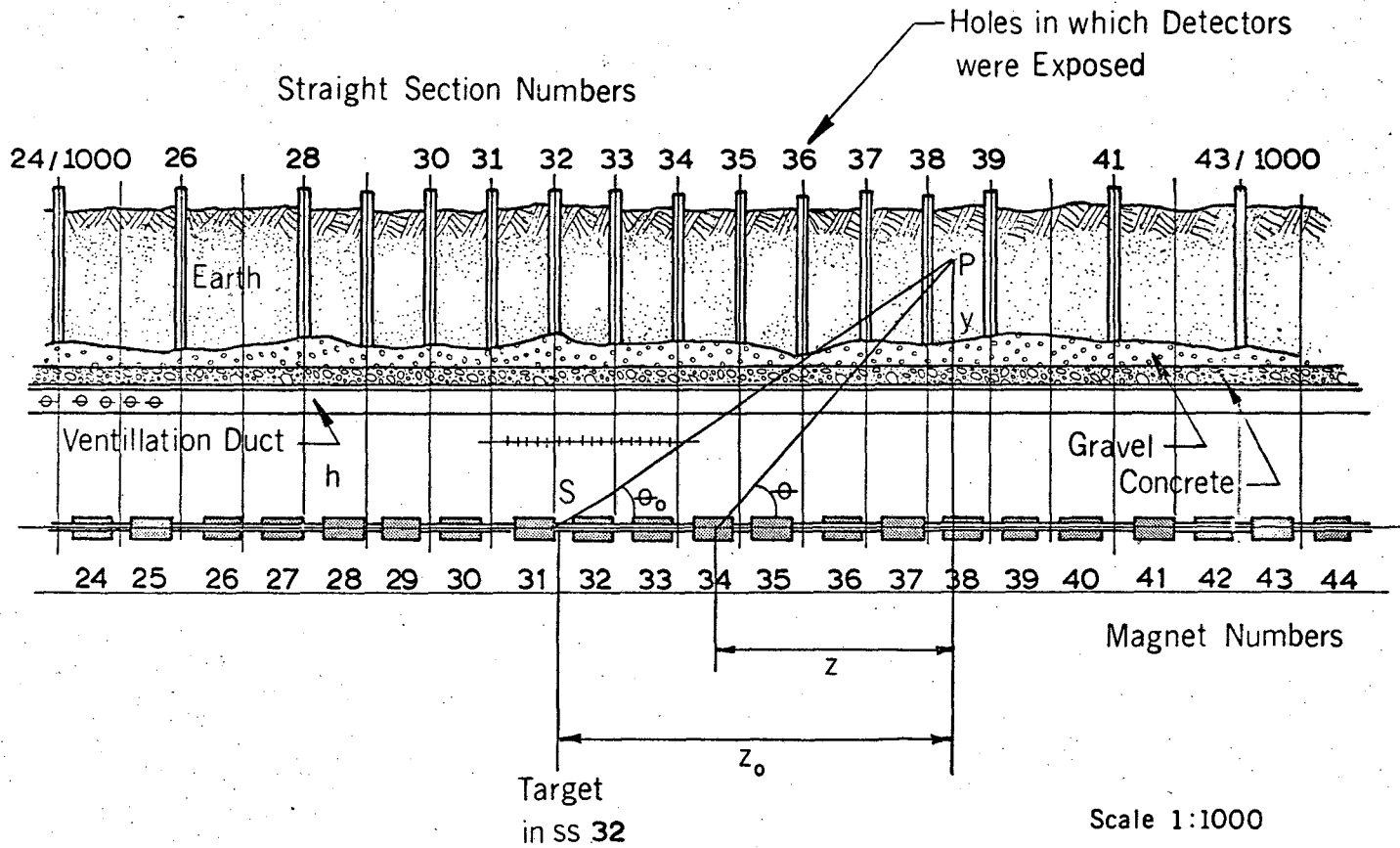
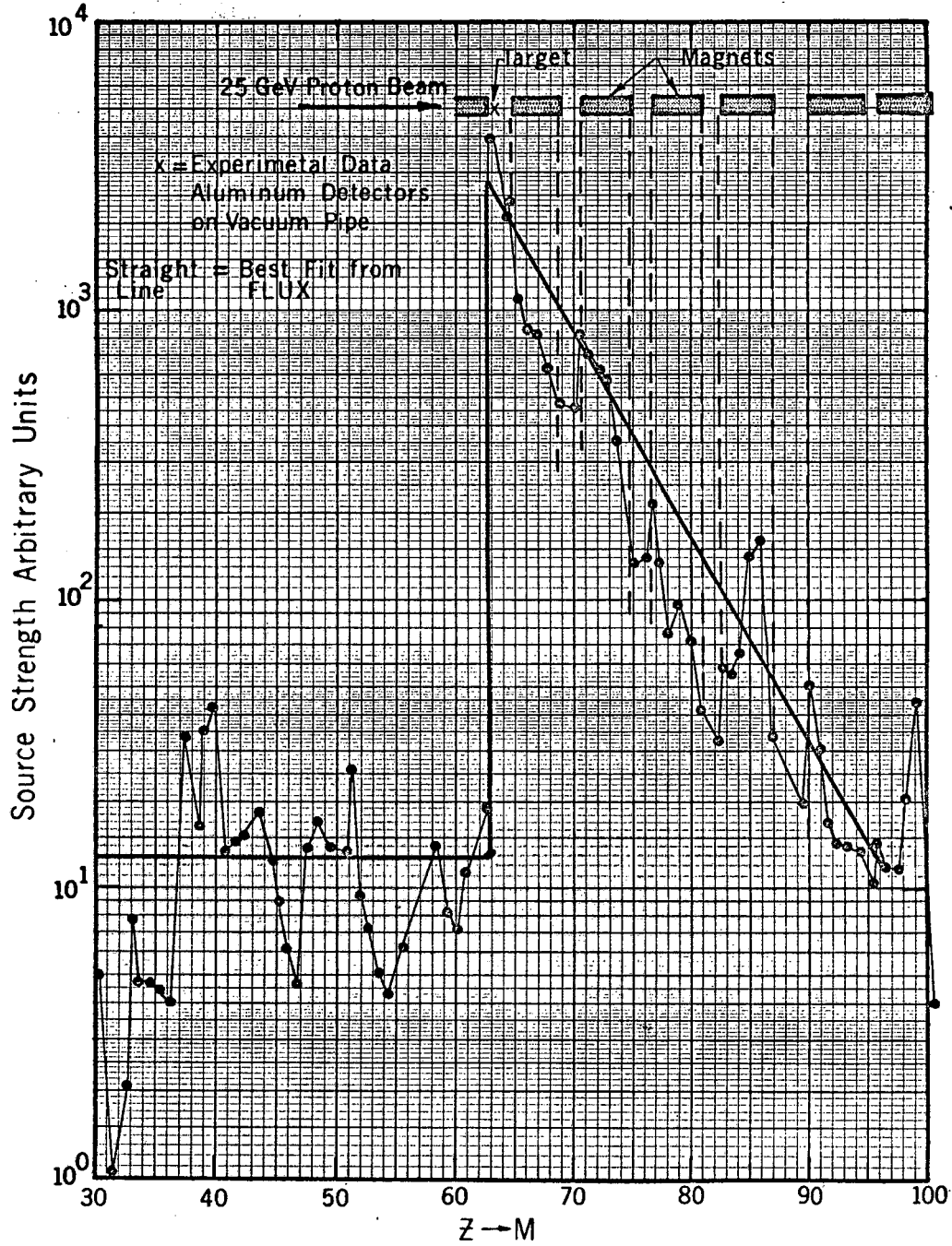


Fig. 3

XBL6782071

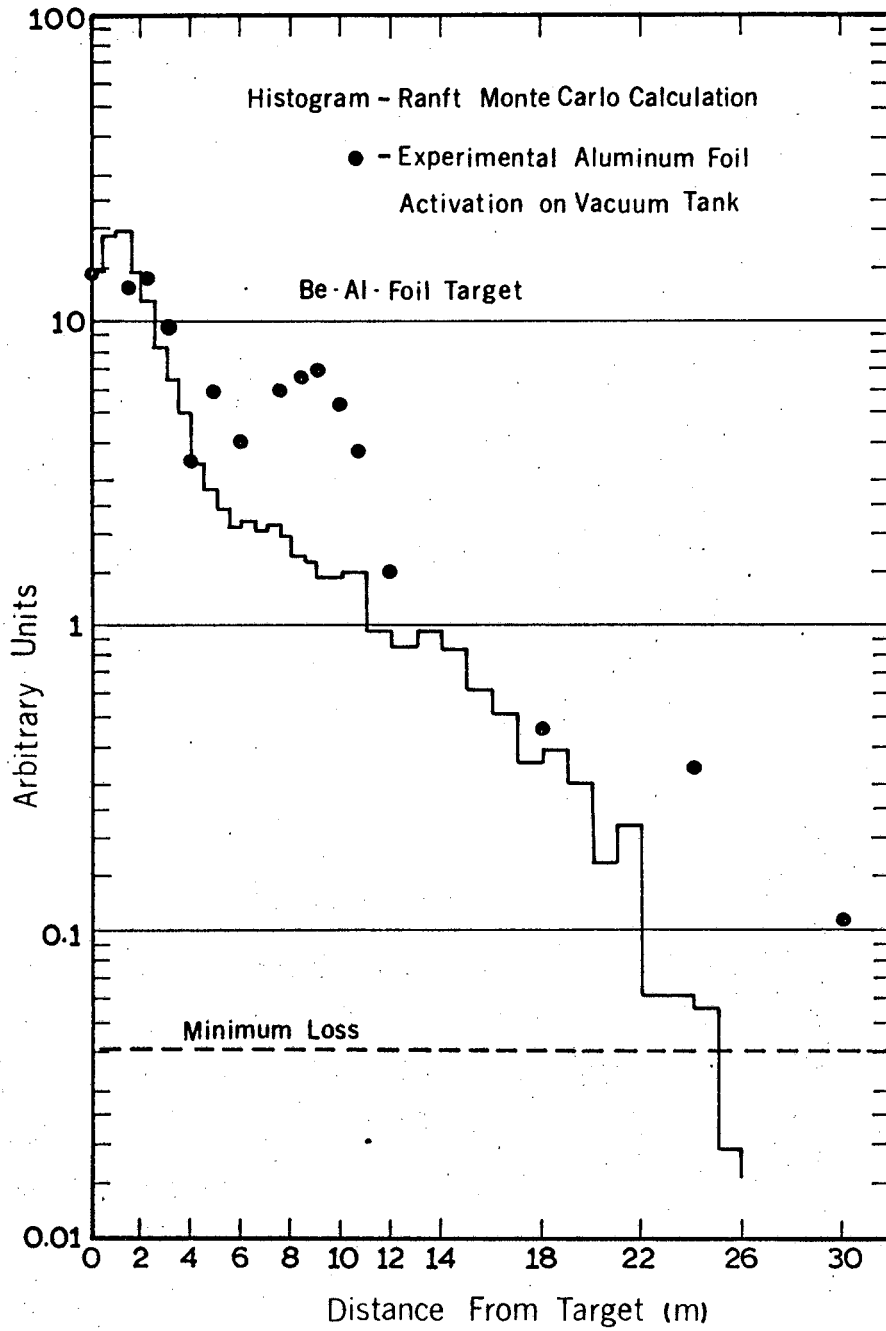
### CERN Experiment - Beam Loss Distribution



XBL6782067

Fig. 4

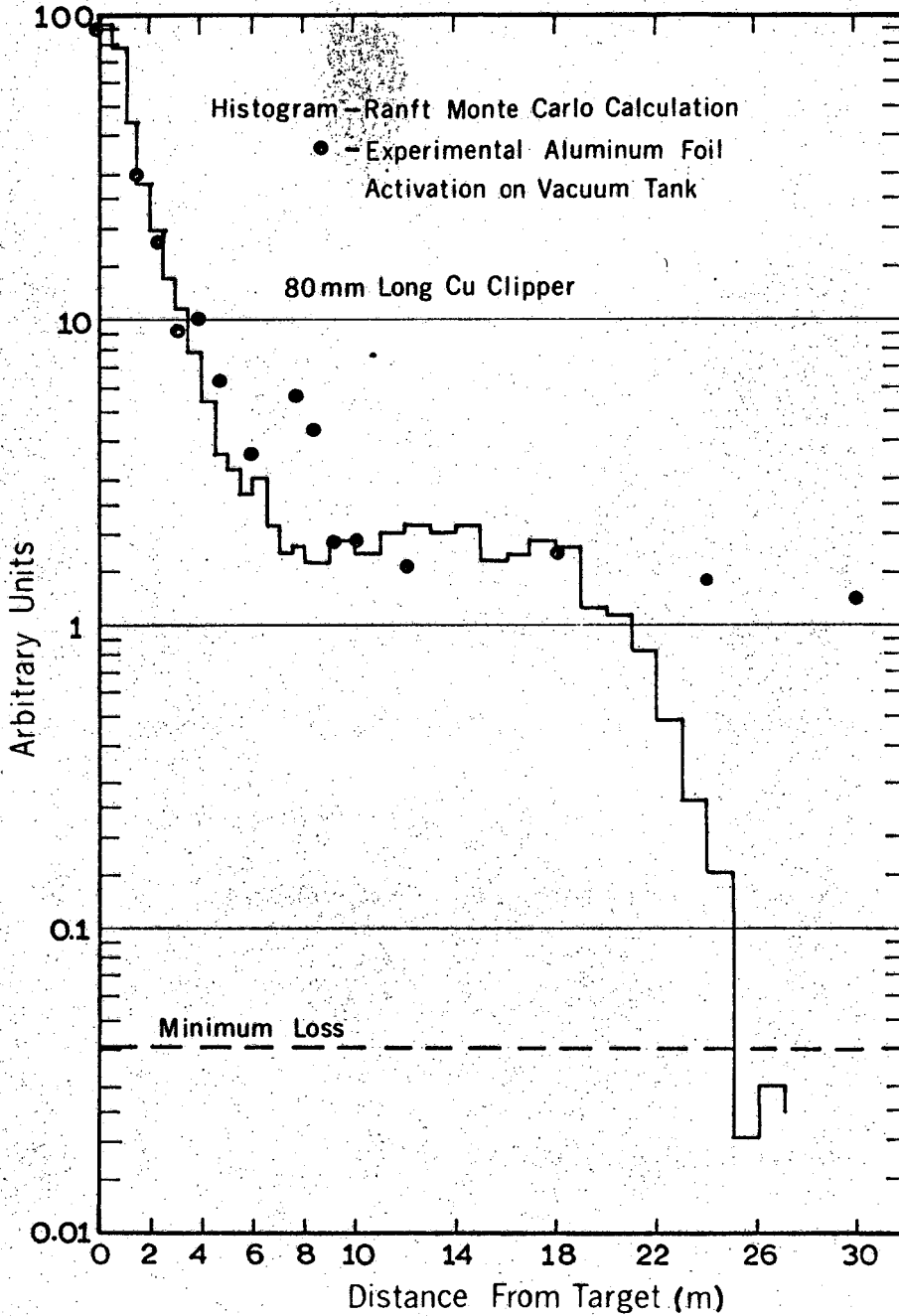
### Beam Loss Distribution Target



XBL6782070

Fig. 5

### Beam Loss Distribution - Clipper

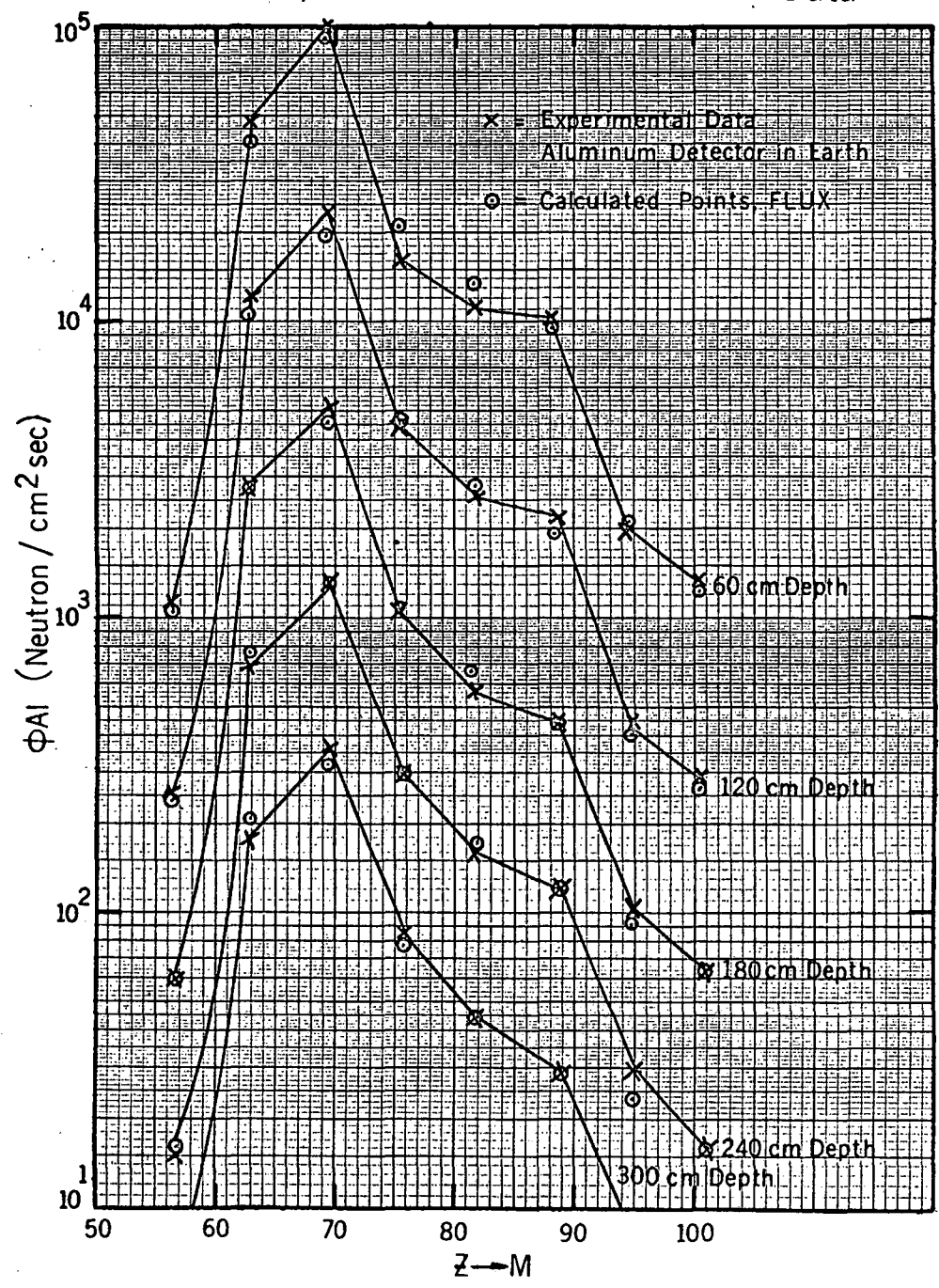


XBL6782069

Fig. 6



### CERN Experiment - Theoretical Fit to Data



XBL6782066

Fig. 7

This report was prepared as an account of Government sponsored work. Neither the United States, nor the Commission, nor any person acting on behalf of the Commission:

- A. Makes any warranty or representation, expressed or implied, with respect to the accuracy, completeness, or usefulness of the information contained in this report, or that the use of any information, apparatus, method, or process disclosed in this report may not infringe privately owned rights; or
- B. Assumes any liabilities with respect to the use of, or for damages resulting from the use of any information, apparatus, method, or process disclosed in this report.

As used in the above, "person acting on behalf of the Commission" includes any employee or contractor of the Commission, or employee of such contractor, to the extent that such employee or contractor of the Commission, or employee of such contractor prepares, disseminates, or provides access to, any information pursuant to his employment or contract with the Commission, or his employment with such contractor.

