

# Lawrence Berkeley National Laboratory

## Recent Work

### Title

ELASTIC SCATTERING OF 340 MEV PROTONS

### Permalink

<https://escholarship.org/uc/item/4t3383z8>

### Authors

Richardson, R.E.

Ball, W.P.

Leith, C.E.

et al.

### Publication Date

1951-05-09

UNIVERSITY OF CALIFORNIA - BERKELEY

**TWO-WEEK LOAN COPY**

*This is a Library Circulating Copy  
which may be borrowed for two weeks.  
For a personal retention copy, call  
Tech. Info. Division, Ext. 5545*

**RADIATION LABORATORY**

## **DISCLAIMER**

This document was prepared as an account of work sponsored by the United States Government. While this document is believed to contain correct information, neither the United States Government nor any agency thereof, nor the Regents of the University of California, nor any of their employees, makes any warranty, express or implied, or assumes any legal responsibility for the accuracy, completeness, or usefulness of any information, apparatus, product, or process disclosed, or represents that its use would not infringe privately owned rights. Reference herein to any specific commercial product, process, or service by its trade name, trademark, manufacturer, or otherwise, does not necessarily constitute or imply its endorsement, recommendation, or favoring by the United States Government or any agency thereof, or the Regents of the University of California. The views and opinions of authors expressed herein do not necessarily state or reflect those of the United States Government or any agency thereof or the Regents of the University of California.

*copy 2*

UNIVERSITY OF CALIFORNIA

Radiation Laboratory

Contract No. W-7405-eng-48

ELASTIC SCATTERING OF 340 MEV PROTONS

R. E. Richardson, Wm. P. Ball,

C. E. Leith and B. J. Moyer

May 9, 1951

Berkeley, California

ELASTIC SCATTERING OF 340 MEV PROTONS

R. E. Richardson, Wm. P. Ball, C. E. Leith and B. J. Moyer

Radiation Laboratory, Department of Physics  
University of California, Berkeley, California

May 9, 1951

Previous workers have observed portions of the diffraction patterns in elastic scattering of  $14^1$  and  $90^2$  Mev neutrons by nuclei. An experiment is now underway at this laboratory to investigate the elastic scattering of 340 Mev protons.

The DeBroglie wavelength of 340 Mev protons is appreciably less than nuclear radii, and because of this it is possible to observe a greater portion of the Fraunhofer diffraction pattern than has hitherto been observed.

The bombarding energy in this experiment is much larger than the coulomb barrier energies of the target nuclei. Rutherford scattering is therefore important only at very small angles. The use of protons makes possible selection of a very small energy interval, which could not be done in the neutron-nucleus experiments<sup>1,2</sup>.

Incident protons are provided by the external beam of the 184-inch synchro-cyclotron, removed from the orbit by scattering into a magnetic deflecting channel<sup>3</sup>. Scattered protons are detected by a triple-coincidence, scintillation counter telescope placed 48 inches from a thin scatterer. The photomultiplier signals are clipped, amplified, and limited; then coincidences are made in a coincidence circuit of approximately  $2 \times 10^{-8}$  seconds resolving time. Elastically scattered protons are selected by inserting a copper absorber between the second and third phosphors of such thickness that only protons of energy greater than 330 Mev may be detected. The detection threshold for the Carbon and Aluminum curves was 315 Mev.

Diffraction patterns are shown in Figures 1 - 5 for the elements so far measured.

---

<sup>1</sup> Amaldi, Bacciarelli, Cacciapuoti, and Trabacchi, Nuovo Cimento 3, 15-21, 203 (1946).  
<sup>2</sup> A. Bratenahl, S. Fernbach, R. H. Hildebrand, C. E. Leith, B. J. Moyer, Phys. Rev. 77, 597-605 (1950)  
<sup>3</sup> C. E. Leith, Phys. Rev. 78, 89 (1950).

The curves drawn for C, Cu and Pb are the predictions of the transparent nucleus theory<sup>4</sup> neglecting coulomb effects and using constants which fit the neutron results. The errors shown are the usual standard deviations based upon counting statistics. Further calibration is underway to detect any possible systematic errors.

The lack of sharp minima may be attributed to the finite angular resolution and to "smearing out" due to nuclear transparency<sup>4</sup>. It is noteworthy that, while the angular resolution is the same for all data shown, the smearing is greater in the lighter elements. The transparency effect is expected to be a smooth function of mass number.

Further experiments are contemplated with much improved angular resolution in order to look for any dissimilarities in the patterns from adjacent nuclei whose spins are known to differ appreciably.

This work performed under the auspices of the Atomic Energy Commission.

---

<sup>4</sup> Fernbach, Serber, Taylor, Phys. Rev. 72, 1007 (1947).

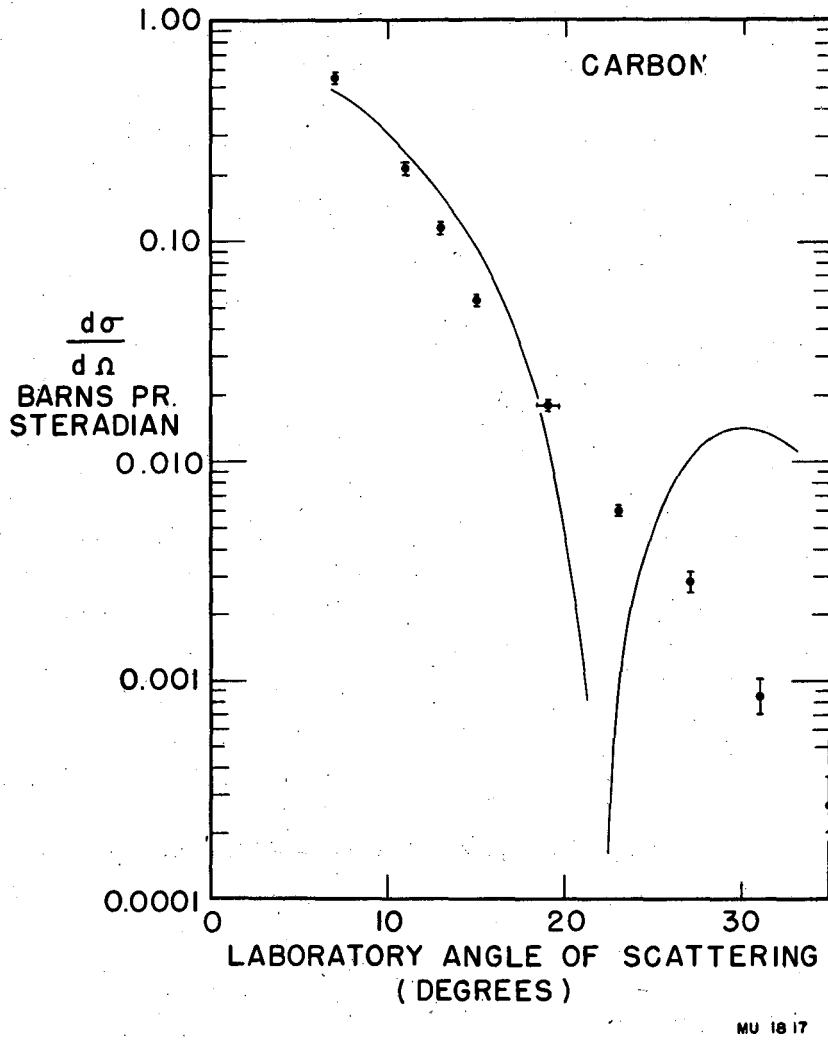


Fig. 1

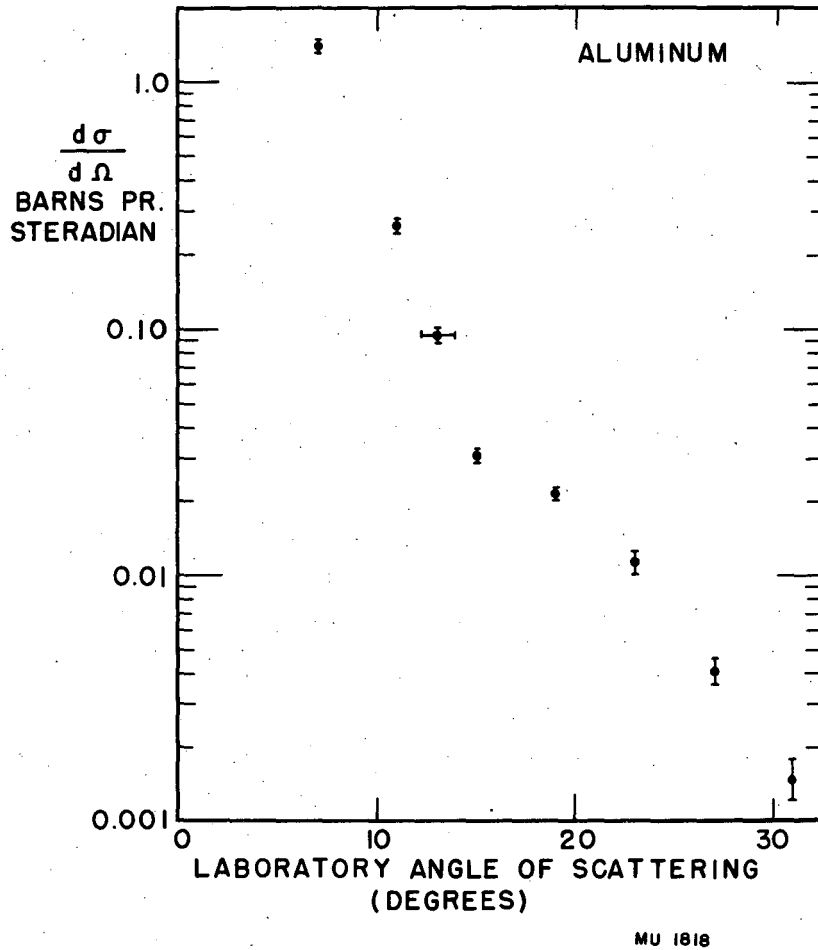
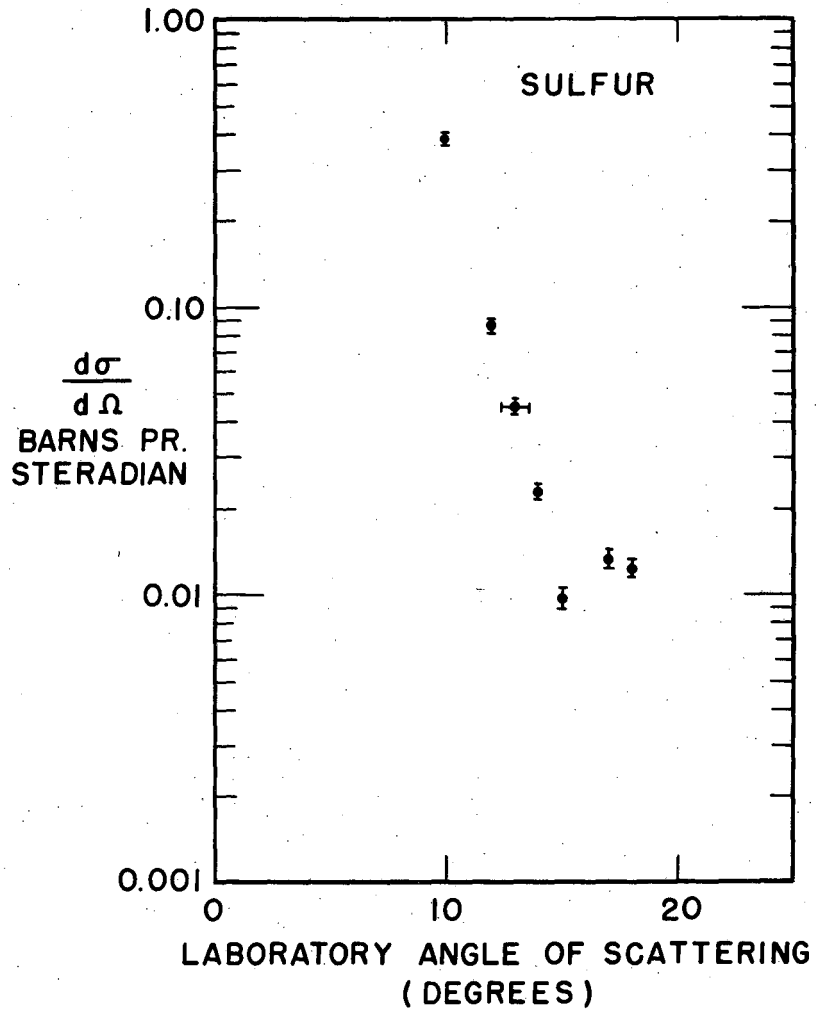


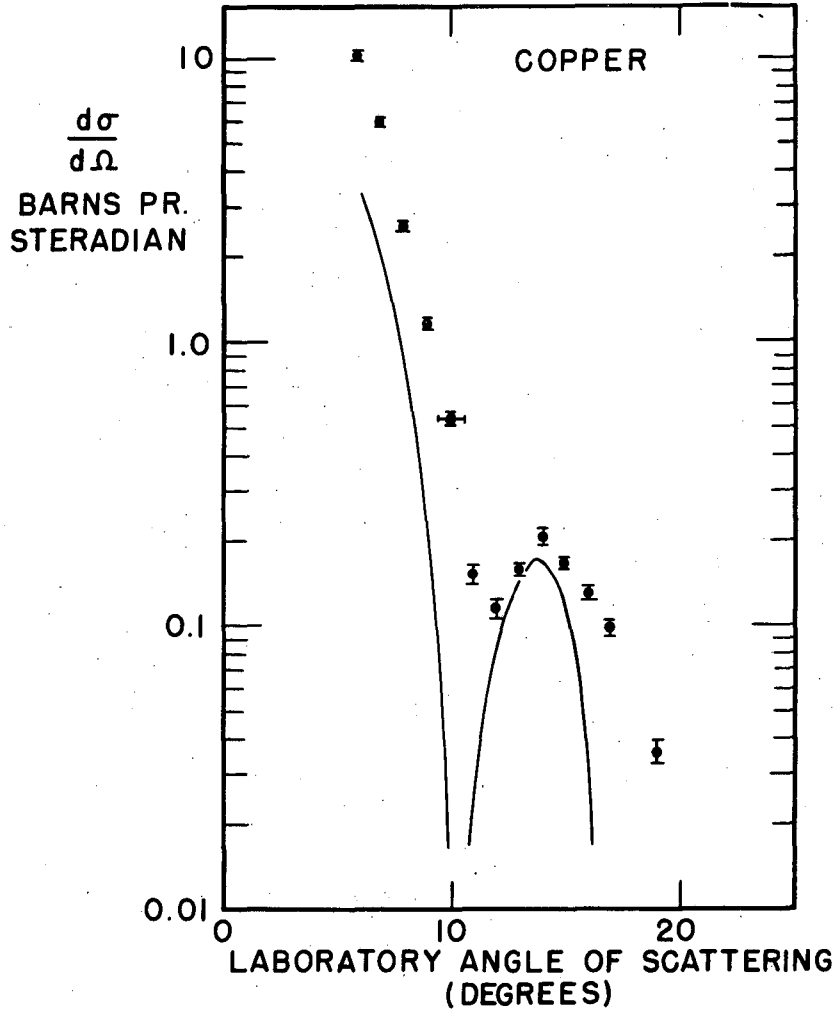
Fig. 2





MU 1819

Fig. 3



MU 1820

Fig. 4

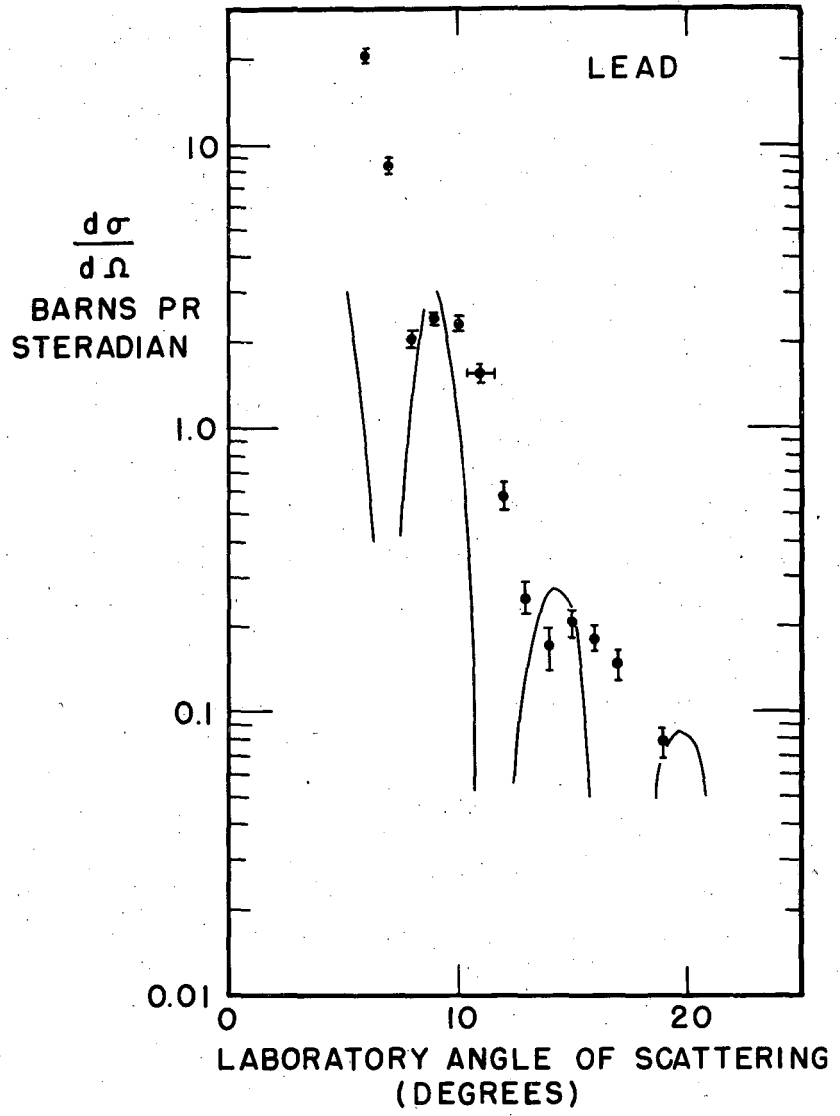


Fig. 5