

Lawrence Berkeley National Laboratory

LBL Publications

Title

The soft drop groomed jet radius at NLL

Permalink

<https://escholarship.org/uc/item/4r38z8vx>

Journal

Journal of High Energy Physics, 2020(2)

ISSN

1126-6708

Authors

Kang, Zhong-Bo

Lee, Kyle

Liu, Xiaohui

et al.

Publication Date

2020-02-01

DOI

10.1007/jhep02(2020)054

Peer reviewed

The soft drop groomed jet radius at NLL

Zhong-Bo Kang,^{a,b,c} Kyle Lee,^{d,e} Xiaohui Liu,^f Duff Neill^g and Felix Ringer^{h,i}

^aDepartment of Physics and Astronomy, University of California,
Los Angeles, CA 90095, U.S.A.

^bMani L. Bhaumik Institute for Theoretical Physics, University of California,
Los Angeles, CA 90095, U.S.A.

^cCenter for Frontiers in Nuclear Science, Stony Brook University,
Stony Brook, NY 11794, U.S.A.

^dC.N. Yang Institute for Theoretical Physics, Stony Brook University,
Stony Brook, NY 11794, U.S.A.

^eDepartment of Physics and Astronomy, Stony Brook University,
Stony Brook, NY 11794, U.S.A.

^fCenter of Advanced Quantum Studies, Department of Physics, Beijing Normal University,
Beijing 100875, China

^gTheoretical Division, MS B283, Los Alamos National Laboratory,
Los Alamos, NM 87545, U.S.A.

^hPhysics Department, University of California,
Berkeley, CA 94720, U.S.A.

ⁱNuclear Science Division, Lawrence Berkeley National Laboratory,
Berkeley, CA 94720, U.S.A.

E-mail: zkang@physics.ucla.edu, kunsu.lee@stonybrook.edu,
xiliu@bnu.edu.cn, duff.neill@gmail.com, fmringer@berkeley.edu

ABSTRACT: We present results for the soft drop groomed jet radius R_g at next-to-leading logarithmic accuracy. The radius of a groomed jet which corresponds to the angle between the two branches passing the soft drop criterion is one of the characteristic observables relevant for the precise understanding of groomed jet substructure. We establish a factorization formalism that allows for the resummation of all relevant large logarithms, which is based on demonstrating the all order equivalence to a jet veto in the region between the boundaries of the groomed and ungroomed jet. Non-global logarithms including clustering effects due to the Cambridge/Aachen algorithm are resummed to all orders using a suitable Monte Carlo algorithm. We perform numerical calculations and find a very good agreement with Pythia 8 simulations. We provide theoretical predictions for the LHC and RHIC.

KEYWORDS: Jets, QCD Phenomenology

ARXIV EPRINT: [1908.01783](https://arxiv.org/abs/1908.01783)

Contents

| | | |
|----------|--|-----------|
| 1 | Introduction | 1 |
| 2 | Factorization and resummation | 3 |
| 2.1 | Refactorization of the semi-inclusive jet function | 5 |
| 2.2 | Equivalence between the soft drop groomed radius and the jet veto case | 8 |
| 2.3 | The collinear function | 10 |
| 2.4 | The collinear-soft function | 11 |
| 2.5 | Leading NGLs including C/A clustering effects | 11 |
| 2.6 | Leading Abelian C/A clustering logarithms | 13 |
| 2.7 | Comment on subleading NGLs and clustering logarithms | 14 |
| 2.8 | Comparison to results in the literature | 14 |
| 3 | The soft drop groomed radius in Monte Carlo | 17 |
| 3.1 | The Monte Carlo setup | 17 |
| 3.2 | Vetoing the declustered branches | 18 |
| 3.3 | Numerical results | 19 |
| 3.4 | Evolving dipoles | 20 |
| 4 | Phenomenology | 21 |
| 5 | Conclusions | 24 |
| A | Collinear-soft emissions at NNLO | 25 |

1 Introduction

At present day collider experiments such as the LHC and RHIC, highly energetic jets play an important role as precision probes of the Standard Model and beyond. In the past years, jet substructure techniques have become important tools in high energy particle and nuclear physics. One of the important techniques that have been developed is jet grooming which is designed to remove soft wide-angle radiation from the identified jets. Algorithms that remove the soft contamination of jets allow for a more direct comparison of perturbative QCD calculations and data due to the reduced sensitivity to nonperturbative effects. Different grooming algorithms have been developed in the literature such as [1–4]. In this work, we focus on the soft drop grooming algorithm of [4]. Both on the experimental [5–8] and the theoretical side [9–24], significant progress has been made recently in improving our understanding of soft drop groomed jet observables. In the heavy-ion community, soft drop groomed jet substructure observables have also received increasing attention from

both experiment [25–28] and theory [29–39]. Jet grooming techniques can be used to isolate different aspects of jet quenching and may help to discriminate between different model assumptions [40].

One of the interesting features of soft drop grooming is that the radius of the groomed jet is adjusted dynamically, capturing only the hard collinear core of the jet [4] which we study in this work within perturbative QCD. We consider inclusive jet production $pp \rightarrow \text{jet} + X$ where jets are identified with the anti- k_T algorithm [41] with a given radius R . Following the soft drop algorithm, the identified jets are then reclustered with the Cambridge/Aachen (C/A) algorithm [42, 43]. The obtained angular ordered clustering tree is then declustered recursively where at each step the soft drop condition is checked

$$\frac{\min[p_{T1}, p_{T2}]}{p_{T1} + p_{T2}} > z_{\text{cut}} \left(\frac{\Delta R_{12}}{R} \right)^\beta. \quad (1.1)$$

Here $p_{T1,2}$ are the transverse momenta of the two branches obtained at each declustering step and $\Delta R_{12}^2 = \Delta\eta^2 + \Delta\phi^2$ is their geometric distance. Soft branches that fail the criterion are removed from the jet. The algorithm terminates when the criterion is met and the particles in the remaining two branches constitute the groomed jet. The soft threshold z_{cut} and the angular exponent β are fixed parameters that determine how aggressively soft radiation is removed. For $\beta = 0$, the soft drop algorithm reduces to the modified mass drop tagger (mMDT) [3]. Two variables that characterize important features of the soft drop groomed jet are the momentum sharing fraction z_g and the groomed jet radius R_g . Their values are obtained from the kinematics of the two remaining branches when the soft drop algorithm terminates

$$z_g = \frac{\min[p_{T1}, p_{T2}]}{p_{T1} + p_{T2}}, \quad R_g = \Delta R_{12} = R \theta_g. \quad (1.2)$$

Often the variable θ_g is used which corresponds to the geometric distance of the two remaining branches normalized by the radius R of the ungroomed initial jet. Note that unlike the external parameter R which is the radius of the initial jet, the groomed radius R_g is a distribution which is determined through the soft drop grooming procedure. Since the C/A algorithm first clusters particles that are closer in angle, the groomed jet radius R_g defines the maximally allowed angle between two branches that can be clustered. Similar to the radius R of the initial jet, the distance R_g constitutes the radius of the soft drop groomed jet. By analyzing the active area of recursive k_T -type algorithms, it was found in [44] that jets have an area of the order $\mathcal{O}(\pi R^2)$. A similar analysis was performed for the groomed radius R_g in [4] verifying that the active area of a soft drop groomed jet is of the order $\mathcal{O}(\pi R_g^2)$.

In the phenomenologically relevant limit of $R_g \ll 1$ and $z_{\text{cut}} \ll 1$, large logarithms may spoil the convergence of the perturbative series expansion in terms of the QCD strong coupling constant. In [4], the soft drop groomed radius was calculated within the modified leading-logarithmic (MLL) approximation. In this work, we extend the calculation to next-to-leading logarithmic (NLL) accuracy using a factorization formalism developed within Soft Collinear Effective Theory (SCET) [45–49], which is suitable for the extension to

yet higher perturbative accuracy. Besides the resummation of logarithms of R_g , we also take into account logarithms of R and the soft threshold parameter z_{cut} . Based on the equivalence of the R_g measurement and a jet veto on emissions between the splitting that satisfies the soft drop criterion and the boundary of the initial ungroomed jet, we establish the all order factorization framework. Different than for example the groomed jet mass distribution where non-global logarithms (NGLs) [50] only arise in the grooming parameter z_{cut} , here NGLs directly contribute to the cross section starting at NLL accuracy. The use of the C/A algorithm introduces clustering constraints that give rise to clustering logarithms associated with both NGLs as well as global logarithms, which are referred to as Abelian clustering logarithms [51–56]. We resum the NGLs including clustering constraints and the Abelian clustering logarithms at leading logarithmic (LL) accuracy and leading color using a suitable Monte Carlo algorithm which we introduce here following the work of [50, 57, 58].

The remainder of this paper is organized as follows. In section 2, we outline the factorization formalism developed in this work based on the equivalence between the groomed radius measurement and a jet veto when $R_g \ll 1$ and $z_{\text{cut}} \ll 1$. We identify the relevant NGLs and Abelian clustering logarithms and perform the relevant fixed order calculations.¹ In section 3, we introduce the Monte Carlo setup that allows for the all order resummation of NGLs and clustering logarithms at LL accuracy needed to achieve the overall accuracy at NLL. Numerical studies and a comparison to Pythia 8 simulations are presented in section 4. We draw our conclusions in section 5 and present an outlook.

2 Factorization and resummation

In this section, we develop the factorization theorem for the soft drop groomed jet radius within SCET. We start from the cross section $\Sigma(\theta_g)$ differential in the transverse momentum p_T and rapidity η of the observed jet, but cumulative in the groomed jet radius where any value below θ_g contributes. The distribution differential in θ_g can then be obtained as

$$\frac{d\sigma}{d\eta dp_T d\theta_g} = \frac{d}{d\theta_g} \frac{d\Sigma(\theta_g)}{d\eta dp_T}. \quad (2.1)$$

We work in the limit where the observed jet is sufficiently collimated $R \ll 1$ and we drop power corrections of the form $\mathcal{O}(R^2)$. This type of power corrections are generally found to be small even for relatively large values of the jet radius [63]. In this limit, the production of an energetic parton in a hard-scattering event factorizes from the formation and evolution of the jet initiated by the produced parton. The hard-scattering process $ab \rightarrow c$ is described by hard functions H_{ab}^c which are known analytically to next-to-leading order (NLO) [64, 65]. The subsequent formation and evolution of the jet is described by a semi-inclusive jet function \mathcal{G}_c [66–70]. This separation is generally expected to hold to all orders due to the universality of the collinear limit in QCD [71]. We can thus write the

¹For other calculations of NGLs at fixed order with and without a jet veto, we refer the reader to refs. [59–62].

| | | Fixed-order | β | γ | NGLs |
|------------------------------------|------|-------------|---------|----------|------|
| $\ln R$ | LL | tree | 1-loop | 1-loop | – |
| | NLL | 1-loop | 2-loop | 2-loop | – |
| | NNLL | 2-loop | 3-loop | 3-loop | – |
| $\ln \theta_g, \ln z_{\text{cut}}$ | LL | tree | 1-loop | 1-loop | – |
| | NLL | tree | 2-loop | 2-loop | LL |
| | NLL' | 1-loop | 2-loop | 2-loop | LL |
| | NNLL | 1-loop | 3-loop | 3-loop | NLL |

Table 1. The necessary perturbative ingredients for the resummation of logarithms of R , θ_g and z_{cut} . In the columns we list the relevant fixed order ingredients, the QCD beta function, the anomalous dimensions and the non-global logarithms. The non-cusp part of anomalous dimension only enters at one-loop order lower than what is shown here.

cumulative cross section in θ_g as

$$\frac{d\Sigma(\theta_g)}{dp_T d\eta} = \sum_{abc} f_a(x_a, \mu) \otimes f_b(x_b, \mu) \otimes H_{ab}^c(x_a, x_b, \eta, p_T/z, \mu) \otimes \mathcal{G}_c(z, \theta_g, p_T R, \mu; z_{\text{cut}}, \beta), \quad (2.2)$$

where $f_{a,b}$ denote the parton distribution functions (PDFs) for finding partons a, b in the colliding protons. Here, \otimes denote appropriate integrals over the longitudinal momentum fractions $x_{a,b}$ of the initial partons and z which is the fraction of transverse momentum contained in the observed jet relative to the scattered parton c . Note that the jet rapidity η only appears in the hard functions H_{ab}^c when subleading terms $\sim \mathcal{O}(R^2)$ are ignored. On the other hand, the entire dependence on θ_g and the grooming parameters is contained in the jet function \mathcal{G}_c . Single logarithms of the jet radius $\alpha_s^n \ln^n R$ can be resummed by solving the renormalization group (RG) evolution equation (DGLAP) associated with the jet function \mathcal{G}_c which is given by

$$\mu \frac{d}{d\mu} \mathcal{G}_c = \frac{\alpha_s}{2\pi} \sum_d P_{dc} \otimes \mathcal{G}_d. \quad (2.3)$$

Here, P_{dc} denote the Altarelli-Parisi splitting functions which can be computed order by order in α_s . In the kinematic region where $z_{\text{cut}} \sim \theta_g \sim \mathcal{O}(1)$, the factorization theorem in eq. (2.2) is sufficient to carry out calculations at fixed order in perturbation theory. In the phenomenologically relevant region where $z_{\text{cut}} \ll 1$ and $\theta_g \ll 1$ large logarithmic corrections may spoil the perturbative convergence and an all-order resummation is required. The perturbative order for the different logarithms is summarized in table 1. We note that for $\beta > 0$, the leading logarithmic contribution is $\sim \ln^2 \theta_g$ whereas for $\beta = 0$ it is $\sim \ln \theta_g \ln z_{\text{cut}}$. This can be achieved by a refactorization of the semi-inclusive jet function \mathcal{G}_c in order to separate the physics at different scales in the relevant kinematic regime. The associated RG evolution equations then allow for the resummation of all relevant large logarithms.

2.1 Refactorization of the semi-inclusive jet function

In this section we discuss the refactorization of the semi-inclusive jet function \mathcal{G}_c in the limit when both $z_{\text{cut}} \ll 1$ and $\theta_g \ll 1$. We make use of power counting arguments to establish the refactorization. First, we consider energetic collinear radiation at the jet scale $\mu_{\mathcal{H}} \sim p_T R$. To NLO, these are given by out-of-jet radiation diagrams, see for example [72, 73]. The scaling of the associated collinear mode in terms of light-cone momentum components is given by

$$p_{\mathcal{H}} = (p^-, p^+, p^\perp) \sim p_T(1, R^2, R). \quad (2.4)$$

Second, we consider soft modes that describe wide angle soft radiation² within the jet at an angle $\theta \sim R$. If such radiation passes grooming with momentum fraction $z > z_{\text{cut}}$, then the scaling $\theta_g \ll 1$ would be violated. Therefore, this kind of soft radiation must fail the grooming condition and it is thus independent of the θ_g measurement. The associated momentum scaling is

$$p_s^{\not\text{gr}} \sim z_{\text{cut}} p_T(1, R^2, R). \quad (2.5)$$

The superscript indicates that the soft radiation considered here fails the grooming condition. The radiation associated with the two modes identified so far are taken into account by two functions, $\mathcal{H}_{c \rightarrow i}^n$ and $S_{i,n}^{\not\text{gr}}$. Both are independent of the measured groomed jet radius and the same modes were obtained in other factorization theorems of groomed jet substructure observables before, see for example [11, 13, 14]. At this point, we obtain the following refactorized expression of the semi-inclusive jet function

$$\begin{aligned} \mathcal{G}_c(z, \theta_g, p_T R, \mu; z_{\text{cut}}, \beta) &= \sum_{i=q,\bar{q},g} \sum_n \mathcal{H}_{c \rightarrow i}^n(z, p_T R, \mu) \\ &\otimes_{\Omega} S_{i,n}^{\not\text{gr}}(z_{\text{cut}} p_T R, \mu; \beta) \mathcal{F}_i(\theta_g, p_T R, \mu; z_{\text{cut}}, \beta). \end{aligned} \quad (2.6)$$

Here the additional summation over n and \otimes_{Ω} are introduced to account for NGLs [74, 75] as discussed in more detail below. The remaining function \mathcal{F}_i contains the dependence on the groomed radius θ_g . Here we need to consider both collinear and collinear-soft radiation [76, 77]. The collinear radiation with momentum fraction $z \sim 1$ always passes the grooming condition at leading power. The collinear-soft radiation instead is sensitive to the grooming condition and has $z \sim z_{\text{cut}} \theta_g^\beta \ll 1$. In both cases, the characteristic angular scale is $\theta \sim R_g$ and the radiation described by \mathcal{F}_i is thus insensitive to the boundary of the initial ungroomed jet. Note that this situation is different than for example the mode decomposition when the jet mass is measured to be small $m_J^2/p_T^2 \ll 1$. In that case, the angle of the collinear and collinear-soft radiation is set by $\theta \sim \sqrt{m_J^2/p_T^2}/z$ which depends on the scaling of the different momentum fractions. Because of this scaling that is imposed by the small jet mass measurement, the collinear and the collinear-soft radiation can be

²Although this mode is both collinear and soft, we just refer to it as soft since it would correspond to soft radiation when boosted to a frame where the in-jet and out-of-jet region are complementary hemispheres.

treated as two independent sectors. For the soft drop groomed jet radius, we thus have two additional modes with the following momentum scalings

$$p_c \sim p_T(1, R_g^2, R_g), \quad (2.7)$$

$$p_s^{\text{gr}} \sim z_{\text{cut}} p_T \left(\frac{R_g}{R} \right)^\beta (1, R_g^2, R_g). \quad (2.8)$$

The soft drop declustering algorithm makes a further separation of these two modes to all orders highly non-trivial. However, as will be demonstrated in the next section 2.2, there is a formal equivalence between the soft drop declustering algorithm and a jet veto procedure when θ_g is measured to be small. We can treat the groomed jet with radius R_g as the signal jet and the collinear-soft branches are subject to a veto condition where the veto parameter is set to $z_{\text{cut}} \theta_g^\beta p_T$. With this equivalence we can further refactorize \mathcal{F}_i in eq. (2.6) using results from jet veto calculations, see for example [74, 78–81]. We find that we can write \mathcal{F}_i in terms of a collinear function C_i and a collinear-soft function S_i^{gr} as

$$\mathcal{F}_i(\theta_g, p_T R, \mu; z_{\text{cut}}, \beta) = \sum_m C_i^m(\theta_g p_T R, \mu) \otimes_\Omega S_{i,m}^{\text{gr}}(z_{\text{cut}} \theta_g^{1+\beta} p_T R, \mu; \beta). \quad (2.9)$$

NGLs are accounted for by the convolution integrals denoted by \otimes_Ω and the additional sum over the directions of collinear emissions m . Here we follow the notation introduced in [74], see also eq. (2.6) above. Collinear final-state particles set the directions for a multi-Wilson line structure. We sum over these directions n, m in eqs. (2.6) and (2.9) and \otimes_Ω indicates that angular integrals cannot be carried out independently which gives rise to correlations between the different functions resulting in NGLs. The NGLs in z_{cut} associated with the functions $\mathcal{H}_{c \rightarrow i}$ and S_i^{gr} in eq. (2.6) will affect the θ_g distribution only indirectly through the relative normalization of partonic channels. We note that the contribution from the correlation between the θ_g sensitive and insensitive modes are power suppressed [4]. This can also be seen from eq. (2.6), where $\mathcal{H}_{c \rightarrow i}$ and S_i^{gr} are fully decoupled from \mathcal{F}_i . In addition, beyond NLO clustering logarithms need to be taken into account due to the mismatch between the grooming operation acting on branches rather than individual partons and the use of the C/A algorithm. These contributions appear either in the soft function S_i^{gr} and the combination of $C_i \otimes_\Omega S_i^{\text{gr}}$. Due to the summation over the collinear emission history and the angular convolution structure, the analytical resummation using the refactorized cross section is usually difficult and the approaches discussed in the literature typically resort to the Monte Carlo methods [50, 57, 58, 74, 78]. Up to NLL using the known jet veto results [50, 51, 53, 79, 80, 82], we can write \mathcal{F}_i as

$$\begin{aligned} \mathcal{F}_i(\theta_g, p_T R, \mu; z_{\text{cut}}, \beta) &= \langle C_i(\theta_g p_T R, \mu) \rangle \langle S_i^{\text{gr}}(z_{\text{cut}} \theta_g^{1+\beta} p_T R, \mu; \beta) \rangle \\ &\times \mathcal{S}_{i,\text{NGL}}^{\text{C/A}}(t, \theta_g) \mathcal{A}_{i,\text{Abel}}^{\text{C/A}}(t, \theta_g). \end{aligned} \quad (2.10)$$

Here $\langle \dots \rangle$ indicates that we performed the solid angle integration, which thus allows us to solve the RG evolution equations of the collinear and collinear-soft function analytically. Here we define the variable t as

$$t = \frac{1}{2\pi} \int_{z_{\text{cut}} \theta_g^\beta p_T}^{p_T} \frac{dk_T}{k_T} \alpha_s(k_T). \quad (2.11)$$

The NGLs due to the correlation of the radiation near the boundary of the groomed jet in eq. (2.10) are taken into account by the function $\mathcal{S}_{i,\text{NGL}}^{\text{C/A}}(t, \theta_g)$ which has the following perturbative expansion

$$\mathcal{S}_{i,\text{NGL}}^{\text{C/A}}(t, \theta_g) = 1 + \sum_{n=2} S_{i,n}^{\text{C/A}}(\theta_g) t^n, \quad (2.12)$$

with coefficients $S_{i,n}^{\text{C/A}}(\theta_g)$. The relevant configuration at NNLO is illustrated on the right side of figure 1, which takes into account correlations between emissions inside and outside the groomed jet but inside the initial ungroomed jet boundary. At NNLO, these NGLs are of the form $\sim \alpha_s^2 \ln^2(z_{\text{cut}} \theta_g^\beta)$. As the phase space of the in-and-out configurations is affected by the C/A algorithm, the numerical size of the NGLs are reduced due to clustering effects. The C/A algorithm also introduces global Abelian logarithms. The function $\mathcal{A}_{i,\text{Abel}}^{\text{C/A}}(t, \theta_g)$ takes into account this contribution which can be calculated perturbatively as

$$\mathcal{A}_{i,\text{Abel}}^{\text{C/A}}(t, \theta_g) = 1 + \sum_{n=2} A_{i,n}^{\text{C/A}}(\theta_g) t^n, \quad (2.13)$$

with coefficients $A_{i,n}^{\text{C/A}}(\theta_g)$. In sections 2.5 and 2.6, we compute the leading NGLs and Abelian clustering logarithms at NNLO and determine the coefficients $S_{i,2}^{\text{C/A}}$ and $A_{i,2}^{\text{C/A}}$. In order to achieve the resummation at LL and leading color, the Abelian clustering logarithms and NGLs are captured simultaneously by a suitable Monte Carlo algorithm as discussed in section 3. To leading logarithmic accuracy, the NGLs resulting due to the correlation of radiation inside and outside of the initial ungroomed jet can be resummed using the Monte Carlo results of [50]. Clustering corrections to this class of NGLs are power suppressed as the ungroomed jet is identified with the anti- k_T algorithm. The respective NNLO configuration $\sim \alpha_s^2 \ln^2 z_{\text{cut}}$ is illustrated on the left side of figure 1. To NLL accuracy, we can thus write the convolution structure in eq. (2.6) as

$$\begin{aligned} \mathcal{H}_{c \rightarrow i}^n(z, p_T R, \mu) \otimes_{\Omega} S_{i,n}^{\not{\text{E}}\text{gr}}(z_{\text{cut}} p_T R, \mu; \beta) \rightarrow \\ \langle \mathcal{H}_{c \rightarrow i}(z, p_T R, \mu) \rangle \langle S_i^{\not{\text{E}}\text{gr}}(z_{\text{cut}} p_T R, \mu; \beta) \rangle \mathcal{S}_{i,\text{NGL}}(t', z_{\text{cut}}). \end{aligned} \quad (2.14)$$

Here t' is defined as t in eq. (2.11), but with the lower integration limit replaced by $z_{\text{cut}} p_T$. Therefore, $\mathcal{S}_{\text{NGL}}(t', z_{\text{cut}})$ can be obtained directly from the Monte Carlo result in [50] to leading logarithmic accuracy and leading color.

In order to realize the resummation at NLL accuracy, all components of the refactorized semi-inclusive jet function need to be calculated to NLO. The hard-collinear matching coefficients $\mathcal{H}_{c \rightarrow i}$ at NLO can be found in [72, 73]. The operator definition of the soft function $S_i^{\not{\text{E}}\text{gr}}$ and its result at NLO can be found in [13]. Both functions do not directly affect the shape of the θ_g distribution, but they are important in order to determine the fractions of quark and gluon jets. The operator definitions of the remaining functions C_i and $S_i^{\text{E}\text{gr}}$ that appear in eq. (2.9) can be readily obtained by including the soft drop grooming operation in the relevant functions, see [74]. In this work, we calculate the functions $\langle C_i \rangle$ and $\langle S_i^{\text{E}\text{gr}} \rangle$ in the refactorized expression in eq. (2.10) to NLO in order to achieve the resummation at NLL. The operator definitions and the results at NLO are presented in sections 2.3 and 2.4 below.

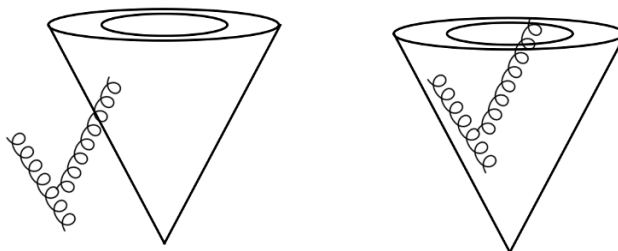


Figure 1. Configurations that give rise to different NGL contributions at NNLO $\sim \alpha_s^2 \ln^2 z_{\text{cut}}$ (left) and $\sim \alpha_s^2 \ln^2(z_{\text{cut}} \theta_g^\beta)$ (right). The inner ellipse denotes the area set by the groomed radius R_g inside the original ungroomed jet.

2.2 Equivalence between the soft drop groomed radius and the jet veto case

In this section, we show the equivalence between the soft drop declustering algorithm and a jet veto on emissions outside the groomed jet for small values of the groomed radius $\theta_g \ll 1$ and $z_{\text{cut}} \ll 1$, in which case the collinear and collinear-soft modes are well-defined. Non-trivial examples of this equivalence at NNLO are presented in appendix A.

The measurement functions of the collinear and the soft sectors are identical for both cases and we thus focus only on the collinear-soft radiation. We denote branches with collinear-soft scaling in the C/A clustering tree by J_i which need to be tested against the soft drop criterion. The energetic collinear branch is denoted by J which can also contain further collinear-soft radiation and J by itself is not necessarily the final groomed jet. It is sufficient to consider a single collinear branch as two collinear branches always pass the soft drop condition. Due to angular ordering the collinear-soft branches J_i are not clustered together, i.e. $\theta_{J_i, J_j} > \theta_{J_{i(j)}, J}$ for all i and j . Here we use the notation $\theta_{a,b}^2 = \eta_{a,b}^2 + \phi_{a,b}^2$ as the angular distance between the branches a and b . Let us first consider the case of one collinear-soft branch J_1 for the cumulative distribution of R_g . The corresponding measurement function can be written as

$$\begin{aligned} \mathcal{M}_1(J_1) &= \Theta(\theta_{J_1, J} < R_g) \Theta(J_1 p) + \Theta(J_1 f) \\ &\equiv \mathcal{M}_1(J_1 p) + \mathcal{M}_1(J_1 f), \end{aligned} \tag{2.15}$$

where “ p ” (“ f ”) means that J_1 passes (fails) the soft drop criterion. More specifically,

$$\Theta(J_1 p) = \Theta\left(p_{T, J_1} - z_{\text{cut}} \left(\frac{\theta_{J_1 J}}{R}\right)^\beta p_{T, J}\right), \tag{2.16}$$

and

$$\Theta(J_1 f) = \Theta\left(z_{\text{cut}} \left(\frac{\theta_{J_1 J}}{R}\right)^\beta p_{T, J} - p_{T, J_1}\right), \tag{2.17}$$

where we have used the fact that $p_{T, J} + p_{T, J_1} \approx p_{T, J}$ at leading power. One can directly see the equivalence between the soft drop procedure and the jet veto when there is only one collinear-soft branch since the measurement function can be written as

$$\mathcal{M}_1(J_1) = \Theta(\theta_{J_1, J} < R_g) + \Theta(\theta_{J_1, J} > R_g) \Theta(J_1 f). \tag{2.18}$$

If the separation of the collinear-soft branch J_1 from the collinear one J is larger than R_g , i.e. outside the “signal jet”, the branch is required to be below the jet veto threshold, in this case $z_{\text{cut}} \theta_{J_1, J}^\beta p_{T, J}$. On the other hand, if $\theta_{J_1, J}$ is less than R_g , J_1 is within the energetic signal jet and thus will always be kept. To proceed, we first note that

$$\overline{\mathcal{M}}_1 \equiv 1 - \mathcal{M}_1 = \Theta(\theta_{J_1, J} > R_g) \Theta(J_1 p), \quad (2.19)$$

which requires $\theta_{J_1, J} > R_g$. More generally for multiple branches, the measure $1 - \prod_i^N \mathcal{M}_1(J_i)$ will require $\theta_{J_i, J} > R_g$ for at least one of the J_i with $i = 1 \dots N$. For 2 collinear-soft branches, the measurement function is given by

$$\begin{aligned} \mathcal{M}_2 &= \sum_{\text{perm}} \Theta(J_2) [\mathcal{M}_1(J_1) \mathcal{M}_1(J_2 f) + \mathcal{M}_1(J_2 p)] \\ &= \sum_{\text{perm}} \Theta(J_2) [\mathcal{M}_1(J_1) \mathcal{M}_1(J_2) + \mathcal{M}_1(J_2 p) \overline{\mathcal{M}}_1] \\ &= \mathcal{M}_1(J_1) \mathcal{M}_1(J_2), \end{aligned} \quad (2.20)$$

where we introduce the short-hand notation $\Theta(J_i)$ which denotes that $\theta_{J_i, J}$ is the largest angle of the J_i relative to the collinear branch. In the first line, when J_2 fails, we proceed to test J_1 against the soft drop criterion (first term) while if J_2 passes, we stop (second term). In addition, we sum over all possible permutations. In the case of two branches this includes both configurations when $\theta_{J_2, J}$ and $\theta_{J_1, J}$ is larger. The second term in the second line of eq. (2.20) vanishes due to the contradiction of the two conditions $\theta_{J_2, J} > \theta_{J_1, J}$ and $\theta_{J_2, J} < R_g$ as required by $\mathcal{M}_1(J_2 p)$ and $\theta_{J_1, J} > R_g$. We note that the angular ordering of the C/A algorithm is crucial here to generate the conflict. For the anti- k_T algorithm, the overall $\Theta(J_i)$ is replaced by the anti- k_T distance metric which reduces to $\Theta(J_i)$ up to power corrections since $\min(p_{T, J_i}^{-2\alpha}, p_{T, J}^{-2\alpha}) \theta_{J_i, J} \sim p_{T, J}^{-2\alpha} \theta_{J_i, J}$ and the contradiction is still obtained. When other jet algorithms are used, the Θ here will be replaced by a different ordering, and the conflicts could therefore be avoided which would lead to a non-vanishing second term. This would eventually cause a difference between the jet veto and the soft drop declustering procedure. After carrying out the sum over the two permutations, we obtain the third line which is an independent veto of the branches 1 and 2 when their separation from the collinear branch is larger than R_g . Thus the equivalence holds for 2 collinear-soft branches. Similarly, for 3 branches we have

$$\begin{aligned} \mathcal{M}_3 &= \sum_{\text{perm.}} \Theta(J_3) [\mathcal{M}_2 \mathcal{M}_1(J_3 f) + \mathcal{M}_1(J_3 p)] \\ &= \sum_{\text{perm.}} \Theta(J_3) [\mathcal{M}_2 \mathcal{M}_1(J_3) + \mathcal{M}_1(J_3 p) (1 - \mathcal{M}_2)] \\ &= \mathcal{M}_1(J_1) \mathcal{M}_1(J_2) \mathcal{M}_1(J_3). \end{aligned} \quad (2.21)$$

The first term in the first line states that if branch-3 fails the soft drop criterion, we proceed to test the remaining 2 branches until the procedure stops. The second term corresponds to the case where branch-3 passes the criterion and the algorithm terminates. Following a similar argument as in the case of 2 branches, the second term in the second line vanishes

and we get the last line which demonstrates the equivalence for 3 branches. For arbitrary N , we find by induction that

$$\mathcal{M}_N = \prod_i^N \mathcal{M}_1(J_i). \quad (2.22)$$

This shows the equivalence between soft drop declustering and the jet veto procedure as long as $\theta_g \ll 1$ with small $z_{\text{cut}} \ll 1$.

2.3 The collinear function

The operator definition of the collinear function as it appears in eq. (2.9) can be written as

$$\begin{aligned} \frac{\not{p}}{2} C_{q,m}(\theta_g p_T R, \mu) &= \sum_{\text{spins}} \prod_{j=1}^m \int \frac{dE_j E_j^{d-3}}{(2\pi)^{d-2}} |P_j(\{k_{X_c}\})\rangle \langle P_j(\{k_{X_c}\})| \\ &\times 2(2\pi)^{d-1} \delta(2E_J - \bar{n} \cdot k_{X_c}) \delta^{(d-2)}(k_{X_c}^\perp) \Theta(R_g - \hat{r}_g|_{C/A}), \end{aligned} \quad (2.23)$$

for quark jets and a similar expression can be obtained for gluon jets, see [74]. Here the null four-vector is taken as $\bar{n} = (1, \hat{n})$, where \hat{n} is pointing in the jet direction and $|P_j(\{k_{X_c}\})\rangle \langle P_j(\{k_{X_c}\})|$ is the matrix for producing the collinear state X_c . The measurement $\Theta(R_g - \hat{r}_g|_{C/A})$ represents the C/A jet algorithm which acts on the final collinear state X_c requiring that the separation between the last two branches in the clustering history is less than R_g . At NLO, after performing the angular integration, the collinear function as it appears in eq. (2.10) is found to be

$$\langle C_i(\theta_g p_T R, \mu) \rangle = 1 + \frac{\alpha_s}{2\pi} \left[C_i \frac{L^2}{2} + \gamma_i L + d_i \right], \quad (2.24)$$

where C_i on the right-hand side corresponds to $C_{F,A}$ for quarks and gluons, respectively. The other constants are given by

$$d_q = C_F \left(\frac{13}{2} - \frac{3\pi^2}{4} \right), \quad \gamma_q = \frac{3C_F}{2}, \quad (2.25)$$

$$d_g = C_A \left(\frac{67}{9} - \frac{3\pi^2}{4} \right) - T_F n_f \frac{23}{9}, \quad \gamma_g = \frac{\beta_0}{2}, \quad (2.26)$$

and the logarithm L is defined as

$$L = \ln \left(\frac{\mu^2}{\theta_g^2 p_T^2 R^2} \right), \quad (2.27)$$

see also [80, 83]. The natural collinear scale choice used to minimize the logarithmic contribution is given by $\mu_C \sim \theta_g p_T R$, and the anomalous dimensions γ_{C_i} are found to be

$$\gamma_{C_i}(\theta_g p_T R, \mu) = \frac{\alpha_s}{\pi} [\gamma_i + C_i L]. \quad (2.28)$$

2.4 The collinear-soft function

The collinear-soft function as it appears in eq. (2.9) is defined at the operator level as

$$S_{i,m}^{\in\text{gr}}(z_{\text{cut}}\theta_g^{1+\beta}p_T R, \mu; \beta) = \sum_{X_{cs}} \Theta(R_g - \hat{r}_g|_{\text{softdrop}}) \left| \langle 0 | W_{\hat{n}}^\dagger W_{n_1}^\dagger \dots W_{n_m}^\dagger | X_{cs} \rangle \right|^2, \quad (2.29)$$

with the null vector $n_i = (1, \hat{n}_i)$, where \hat{n}_i is oriented along the propagation direction of the collinear radiation i and W_n is a Wilson line in the n -direction. Here $\Theta(R_g - \hat{r}_g|_{\text{softdrop}})$ encodes the soft drop grooming algorithm operating on the collinear-soft final state X_{cs} with the knowledge of the eikonal directions $n_1 \dots n_m$. In order to achieve the resummation at NLL accuracy, see eq. (2.10), we need the collinear-soft function at NLO. After performing again the angular integration, we find

$$\langle S_i^{\in\text{gr}}(z_{\text{cut}}\theta_g^{1+\beta}p_T R, \mu; \beta) \rangle = 1 - \frac{\alpha_s C_i}{2\pi} \frac{1}{1+\beta} \left[\frac{1}{2} \ln^2 \left(\frac{\mu^2}{z_{\text{cut}}^2 \theta_g^{2(1+\beta)} p_T^2 R^2} \right) - \frac{\pi^2}{12} \right]. \quad (2.30)$$

The natural scale of the collinear-soft mode is indeed found to be $\mu_S^{\text{gr}} \sim z_{\text{cut}}\theta_g^{1+\beta}p_T R$, and the anomalous dimensions are given by

$$\gamma_{S_i^{\in\text{gr}}}(z_{\text{cut}}\theta_g^{1+\beta}p_T R, \mu; \beta) = -\frac{\alpha_s C_i}{\pi} \frac{1}{1+\beta} \ln \left(\frac{\mu^2}{z_{\text{cut}}^2 \theta_g^{2(1+\beta)} p_T^2 R^2} \right). \quad (2.31)$$

2.5 Leading NGLs including C/A clustering effects

The leading NGLs of the θ_g distribution can be readily inferred from the equivalence with the jet veto case. The leading NGLs originate from correlated strongly ordered emissions when the harder emission is inside the groomed jet while the softer one is outside and vetoed. We adopt the notation of [50]. At next-to-next-to-leading order (NNLO), when clustering effects due to the C/A algorithm are ignored, we thus have

$$\begin{aligned} S_{i,\text{NGL}}(L, \theta_g) &= 1 - C_i C_A \left(\frac{\alpha_s}{2\pi} \right)^2 \int \frac{dx_1}{x_1} \frac{dx_2}{x_2} \int_{1 \in J} dc_1 \frac{d\phi_1}{2\pi} \int_{2 \notin J} dc_2 \frac{d\phi_2}{2\pi} \\ &\quad \times \Theta(x_1 - x_2) \Theta(x_2 - z_{\text{cut}}\theta_g^\beta) \frac{\cos \phi_2}{(1 - c_1 c_2 - s_1 s_2 \cos \phi_2) s_1 s_2} \\ &\approx 1 - C_i C_A \left(\frac{\alpha_s}{2\pi} \right)^2 \frac{\pi^2}{3} L^2. \end{aligned} \quad (2.32)$$

Where we introduced the notation $L = -\ln(z_{\text{cut}}\theta_g^\beta)$ and the polar angles $c_i = \cos \theta_i$ and $s_i = \sin \theta_i$ of the two emissions at NNLO measured with respect to the groomed jet axis and their respective transverse momentum fractions relative to the total momentum of the jet $x_i = k_{Ti}/p_T$. Here, we also replaced the veto condition

$$\Theta(x_2 - z_{\text{cut}}(\theta_2/R)^\beta) \rightarrow \Theta(x_2 - z_{\text{cut}}\theta_g^\beta), \quad (2.33)$$

which is valid for the leading NGLs. Comparing with the structure in eq. (2.12), we would obtain the first coefficient $S_{i,2}$ as

$$S_{i,2} = -C_i C_A \frac{\pi^2}{3}. \quad (2.34)$$

When clustering effects are included, this coefficient will be reduced since any soft emission outside R_g that is clustered into the groomed jet will not be subject to the veto condition. At NNLO, the clustering happens when the distance between the emissions inside and outside R_g is smaller than the distance between the groomed jet axis and the radiation inside R_g . Therefore, to we need to insert the constraint

$$\Theta(d_{12} - d_1), \quad (2.35)$$

with

$$d_i = \eta_i^2 + \phi_i^2, \quad d_{ij} = (\eta_i - \eta_j)^2 + (\phi_i - \phi_j)^2, \quad (2.36)$$

and the phase space which generates the NGLs will thus be reduced. We thus have the following modified expression compared to eq. (2.34) above

$$S_{i,2}^{C/A}(\theta_g) = -4C_i C_A \int_{1 \in J} dc_1 \frac{d\phi_1}{2\pi} \int_{2 \notin J} dc_2 \frac{d\phi_2}{2\pi} \frac{\cos \phi_2}{(1 - c_1 c_2 - s_1 s_2 \cos \phi_2) s_1 s_2} \Theta(d_{12} - d_1). \quad (2.37)$$

In principle, the integral in eq. (2.37) can be evaluated numerically. Using the small angle approximation, we can approximate the distances d_i and d_{ij} as

$$d_i = \eta_i^2 + \phi_i^2 \approx 2 \frac{k_i \cdot p}{k_{Ti} p_T} = 2(1 - c_i) \approx \hat{\theta}_i^2 R_g^2 \quad (2.38)$$

$$\begin{aligned} d_{ij} &= (\eta_i - \eta_j)^2 + (\phi_i - \phi_j)^2 \approx 2 \frac{k_i \cdot k_j}{k_{Ti} k_{Tj}} \\ &= 2(1 - c_i c_j - s_i s_j \cos \phi_2) \\ &\approx (\hat{\theta}_1^2 + \hat{\theta}_2^2 - 2\hat{\theta}_1 \hat{\theta}_2 \cos \phi_2) R_g^2. \end{aligned} \quad (2.39)$$

The relevant integral can then be approximated as

$$S_{i,2}^{C/A}(\theta_g) \approx -4C_i C_A \int_0^1 d\hat{\theta}_1 \int_1^{1/\theta_g} d\hat{\theta}_2 \int_0^{2\pi} \frac{d\phi_2}{2\pi} \frac{2 \cos \phi_2}{\hat{\theta}_1^2 + \hat{\theta}_2^2 - 2\hat{\theta}_1 \hat{\theta}_2 \cos \phi_2} \Theta(\hat{\theta}_2 - 2\hat{\theta}_1 \cos \phi_2), \quad (2.40)$$

where we introduced the variable $\hat{\theta}_i = \theta_i \cosh(\eta_J)/R_g$. Note that the variable change removes the dependence on η_J . Following the definition of the collinear-soft mode, the upper bound for the $\hat{\theta}_2$ integral should be ∞ . Here we use instead $1/\theta_g = R/R_g$ keeping in mind that the radiation outside the groomed jet is within the original ungroomed jet with radius R , see figure 1. In addition, in the limit $\theta_g \rightarrow 1$ the associated NGLs in \mathcal{F}_i vanish, as the NGLs are proportional to the area of the veto region. The integral in eq. (2.40) can be performed analytically for $\theta_g \ll 1$ and we find that the coefficient of the non-global logarithm is significantly reduced due to the additional constraint. In the limit $\theta_g \ll 1$, the θ_g dependence of $S_{i,2}^{C/A}$ is power suppressed and we find

$$S_{i,2}^{C/A}(\theta_g) = -C_i C_A \frac{\pi^2}{3} \times \frac{4}{9} + \mathcal{O}(\theta_g). \quad (2.41)$$

Thus the size of the NGL is reduced due to clustering by a factor of 4/9. A similar reduction due to clustering effects was observed in the context of inter-jet energy flow [57] and the jet mass [53]. For general $R_g < R$, we find that the coefficient in eq. (2.40) evaluates to

$$S_{i,2}^{C/A}(\theta_g) = -4C_i C_A \left[\frac{4\pi^2}{9 \cdot 12} + F(\theta_g) \Theta\left(\theta_g - \frac{1}{2}\right) + \ln(1 - \theta_g) \ln(\theta_g) + \text{Li}_2\left(-\frac{1}{\theta_g}\right) - \text{Li}_2\left(-\frac{1 - \theta_g}{\theta_g}\right) \right], \quad (2.42)$$

with

$$F(\theta_g) = \int_{1/\theta_g}^2 dy \int_0^{\cos^{-1}y/2} \frac{d\phi}{\pi} \frac{\ln(\theta_g^2 y^2) c_\phi}{1 + y^2 - 2y c_\phi}, \quad (2.43)$$

which reduces to eq. (2.41) in the limit $\theta_g \ll 1$. The ϕ integral here can be done analytically but the result is rather lengthy. The remaining y integral can be evaluated numerically.

2.6 Leading Abelian C/A clustering logarithms

To study the Abelian C/A clustering effects [57], we start with two independent collinear-soft emissions with momenta $k_{1,2}$. In order to extract the leading Abelian logarithm, it suffices to consider the strongly ordered limit in which $p_T \gg k_1 \gg k_2$ or $p_T \gg k_2 \gg k_1$. The leading logarithms come from the configuration where the harder gluon is initially inside the groomed jet and the softer gluon is outside but within the initial ungroomed jet. The C/A clustering pulls the softer gluon into the jet and generates a mismatch with the real-virtual correction. In the small θ_g approximation, the NNLO contribution to the Abelian clustering reads

$$\mathcal{A}_{i,\text{Abel.}}^{C/A}(L, \theta_g) = 1 + \left(\frac{\alpha_s}{\pi} C_i\right)^2 \frac{1}{2!} \int_{z_{\text{cut}} \theta_g^\beta}^1 \frac{dx_1}{x_1} \frac{dx_2}{x_2} \int_0^{1/\theta_g} \frac{d\hat{\theta}_1}{\hat{\theta}_1} \frac{d\hat{\theta}_2}{\hat{\theta}_2} \int_0^{2\pi} \frac{d\phi_1}{\pi} \frac{d\phi_2}{\pi} \Theta_{C/A}, \quad (2.44)$$

where we use the same notation conventions as in eq. (2.32) above. Terms that are power suppressed by θ_g are omitted and can be found in [53]. We have

$$\begin{aligned} \Theta_{C/A} &= \Theta(d_1 - R_g^2) \Theta(R_g^2 - d_2) \Theta(d_2 - d_{12}) \\ &\approx \Theta(\hat{\theta}_1^2 - 1) \Theta(1 - \hat{\theta}_2^2) \Theta(-\hat{\theta}_1^2 + 2\hat{\theta}_1 \hat{\theta}_2 \cos \phi_2), \end{aligned} \quad (2.45)$$

where as before $\hat{\theta}_i = \theta_i \cosh(\eta_J)/R_g$. Performing the integral, we find the first Abelian corrections due to the C/A clustering

$$A_{i,2}^{C/A}(\theta_g) = \frac{4C_i^2}{2!} \left[\frac{\pi^2}{54} - 2\Theta\left(\theta_g - \frac{1}{2}\right) \int_0^{\cos^{-1} \frac{1}{2\theta_g}} \frac{d\phi}{\pi} \ln^2(2\theta_g c_\phi) \right]. \quad (2.46)$$

The remaining integral can be worked out analytically but it is rather lengthy. In the small θ_g limit, we find

$$A_{i,2}^{C/A}(\theta_g \ll 1) = \frac{4C_i^2}{2!} \frac{\pi^2}{54}. \quad (2.47)$$

Higher order coefficients $A_{i,3}^{C/A}$ and beyond can be computed following the method developed in [53]. The authors further proposed an exponentiation of Abelian clustering logarithms by calculating higher order corrections and analyzing the structure of the perturbative series. In this work, we instead resum the Abelian clustering logarithms at LL and leading color using the Monte Carlo method discussed in section 3, where we compare to the fixed order result derived here.

2.7 Comment on subleading NGLs and clustering logarithms

Here we comment on the potential impact of subleading NGLs and Abelian clustering logarithms beyond single logarithmic accuracy. Due to the soft drop criterion, the corresponding jet veto parameter is $z_{\text{cut}} d_i^{\beta/2} / R^\beta p_T = z_{\text{cut}} \theta_g^\beta \hat{\theta}_i^\beta p_T$ with $\hat{\theta}_i$ as defined in the previous sections. Therefore, for instance the x_i -integration bound in eq. (2.44) should be replaced by $z_{\text{cut}} \theta_g^\beta \hat{\theta}_1^\beta$ instead of $z_{\text{cut}} \theta_g^\beta$. The latter is sufficient to get the leading logarithms as derived in the previous section. The additional $\hat{\theta}_i$ dependence gives rise to part of the subleading logarithms. Similar reasonings apply to the NGL case. In the $\theta_g \rightarrow 0$ limit, we find at NNLO

$$\mathcal{S}_{i,\text{NGL}}^{C/A,\text{sub}}(L, \theta_g) = -4C_i C_A \left(\frac{\alpha_s}{2\pi}\right)^2 \left(-0.474 \beta L + 1.0145 \frac{\beta^2}{4}\right), \quad (2.48)$$

for the NGLs and

$$\mathcal{A}_{i,\text{Abel.}}^{C/A,\text{sub}}(L, \theta_g) = \frac{1}{2} \left(\frac{\alpha_s C_i}{\pi}\right)^2 \left(-0.073 \beta L + 0.045 \frac{\beta^2}{4}\right), \quad (2.49)$$

for the Abelian clustering logarithms. In figure 2, we show a comparison of the leading NGL (blue) and clustering logarithms (red) at NNLO (dashed) and when the subleading terms in eqs. (2.48) and (2.49) are included (solid). We result is plotted as a function of θ_g , for exemplary values of the soft drop grooming parameters $\beta = 1$, $z_{\text{cut}} = 0.1$. We observe a moderate reduction of the NGL contribution when the subleading terms in eq. (2.48) are included. The subleading contribution of the Abelian clustering logarithms turns out to be almost negligible.

Though not yet conclusive, the results in this section suggest that the impact of subleading NGLs and clustering logarithms may be moderate. The results here suggest that the numerical results for the soft drop groomed jet radius presented in section 4, which only include the leading NGLs and Abelian clustering logarithms to all orders, capture the dominant perturbative effects and that the presented QCD uncertainty bands are a reliable estimate of missing higher order corrections.

2.8 Comparison to results in the literature

In this section, we compare the calculation presented in this work to results available in the literature. In [4], the resummation of the cumulative θ_g distribution was realized at MLL accuracy. We show that our results reduce to [4] when only the leading logarithms are taken into account. The resummation in [4] is based on the coherent branching formalism

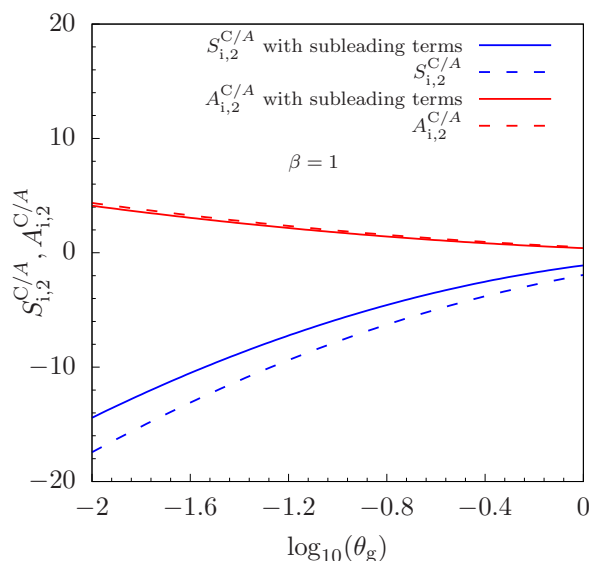


Figure 2. Comparison of the numerical size of the NGLs (blue) and the clustering logarithms (red) at NNLO with (solid) and without (dashed) subleading contributions as a function of θ_g . The results are normalized to $(\alpha_s/\pi)^2 C_i C_A$ and $(\alpha_s/\pi)^2 C_i^2$ for the NGLs and the clustering logarithms, respectively. We choose the parameters $z_{\text{cut}} = 0.1$, $\beta = 1$ as a representative example.

and the result can be expressed as

$$\frac{1}{\sigma_{\text{incl}}} \frac{d\Sigma(\theta_g)}{dp_T d\eta} = f_q \Sigma_q(\theta_g) + f_g \Sigma_g(\theta_g). \quad (2.50)$$

Here σ_{incl} denotes the inclusive jet cross section, f_i are the leading-order quark/gluon fractions and $\Sigma_i(\theta_g)$ denote the respective resummed exponents that depend on θ_g . On the right hand side we leave the dependence on other variables besides θ_g implicit. At MLL accuracy for a fixed coupling constant, the resummed exponent can be written as

$$\Sigma_i(\theta_g) \stackrel{\text{f.c.}}{=} \exp \left[-\frac{\alpha_s}{\pi} C_i \left(\beta \ln^2 \theta_g + 2 \ln z_{\text{cut}} \ln \theta_g + \frac{\gamma_i}{C_i} \ln \theta_g \right) \right], \quad (2.51)$$

where the constants γ_i are defined in eqs. (2.25) and (2.26). At MLL accuracy also running coupling effects are taken into account.

The improvements achieved in this work concern both the quark/gluon fractions f_i and the resummed exponents $\Sigma_i(\theta_g)$. Here, the resummation is carried out at full NLL accuracy, including both global and non-global logarithms. In addition, clustering effects due to the C/A algorithm are taken into account. In order to recast the formalism developed here into the form of eq. (2.50), we separate the production of the jet from the jet substructure measurement as discussed in [68, 84, 85]. We start by rewriting the jet function \mathcal{G}_c in eq. (2.2) at fixed order as

$$\begin{aligned} \mathcal{G}_c(z, \theta_g, p_T R, \mu; z_{\text{cut}}, \beta) &= \sum_d J_{cd}(z, p_T R, \mu) \\ &\times \int dz \left[\mathcal{G}_d(z, \theta_g, p_T R, \mu; z_{\text{cut}}, \beta) - J_d^{(1)}(z, p_T R, \mu) \right] + \mathcal{O}(\alpha_s^2). \end{aligned} \quad (2.52)$$

Here $J_d^{(1)}$ is the $\mathcal{O}(\alpha_s)$ contribution of the semi-inclusive jet function as it appears in the inclusive jet cross section [68–70]. The functions J_{cd} are related to the semi-inclusive jet functions except that we keep track also of the jet flavor d such that

$$\sum_d J_{cd}(z, p_T R, \mu) = J_c(z, p_T R, \mu). \quad (2.53)$$

We would like to stress that only at leading-order the jet flavor d is the same as the final state parton c from the hard-scattering event. Note that the separation in eq. (2.52) is multiplicative and the functions J_{cd} contain the complete z -dependence. The z -dependence is associated with out-of-jet radiation diagrams at NLO and it is the same for different jet substructure observables. We can now calculate the cross section for a jet of flavor d as

$$\frac{d\sigma_d}{d\eta dp_T} = \sum_{abc} f_a \otimes f_b \otimes H_{ab}^c \otimes J_{cd}. \quad (2.54)$$

Here we use a more compact notation compared to the factorization in eq. (2.2) above. After summing over d in eq. (2.54), the inclusive jet cross section σ_{incl} is obtained. Therefore, in our calculation the quark/gluon fractions f_i , see eq. (2.50), can be obtained systematically beyond leading-order as

$$f_{q(g)} = \frac{1}{\sigma_{\text{incl}}} \sum_{abc} f_a \otimes f_b \otimes H_{ab}^c \otimes J_{cq(g)}, \quad (2.55)$$

where also the $\ln R$ resummation is included. The resummed exponents beyond MLL accuracy are now obtained from the refactorized expression of the jet function $\mathcal{G}_{q,g}$ after subtracting the NLO semi-inclusive jet function at fixed order, see eq. (2.52). Following the discussion in the sections above, we thus have

$$\Sigma_i(\theta_g) = \langle \tilde{H}_i(p_T R, \mu) \rangle \langle S_i^{\not{\in}\text{gr}}(z_{\text{cut}} p_T R, \mu; \beta) \rangle \langle C_i(\theta_g p_T R, \mu) \rangle \langle S_i^{\text{gr}}(z_{\text{cut}} \theta_g^{1+\beta} p_T R, \mu; \beta) \rangle. \quad (2.56)$$

The constants \tilde{H}_i were calculated in [85]. After solving the evolution equations of the different functions and including NGLs and Abelian clustering logarithms, the resummation at NLL accuracy can be achieved which includes logarithms of θ_g , R and z_{cut} . The result for fixed scales at leading logarithmic accuracy is given by

$$\langle \tilde{H}_i(p_T R, \mu) \rangle \exp \left[-\frac{\alpha_s C_i}{\pi} \left(\frac{1}{1+\beta} \left(\ln^2 \frac{\mu_{\mathcal{H}}}{\mu_{S\not{\in}\text{gr}}} - \ln^2 \frac{\mu_{\mathcal{H}}}{\mu_{S\in\text{gr}}} \right) + \ln^2 \frac{\mu_{\mathcal{H}}}{\mu_C} \right) + \frac{\alpha_s \gamma_i}{\pi} \ln \frac{\mu_{\mathcal{H}}}{\mu_C} \right]. \quad (2.57)$$

After making the canonical scale choices, which we list here for convenience

$$\mu_{\mathcal{H}}^{\text{can}} = p_T R, \quad (2.58)$$

$$\mu_{S\not{\in}\text{gr}}^{\text{can}} = z_{\text{cut}} p_T R, \quad (2.59)$$

$$\mu_C^{\text{can}} = \theta_g p_T R, \quad (2.60)$$

$$\mu_{S\in\text{gr}}^{\text{can}} = z_{\text{cut}} \theta_g^{1+\beta} p_T R, \quad (2.61)$$

we recover the result for $\Sigma_i(\theta_g)$ in eq. (2.51) up to the constants \tilde{H}_i , which is 1 at leading order. As can be seen from eq. (2.57), the terms containing double logarithms of z_{cut} in the exponent of $\Sigma_i(\theta_g)$ can generally induce contributions to the QCD scale variations considered in the next section. Only for the central scale choice or when the scales $\mu_{S \notin \text{gr}}$ and $\mu_{S \in \text{gr}}$ are varied simultaneously, the contribution of these logarithms cancel completely. Of course we further include NGLs and Abelian clustering logarithms to achieve full NLL. Furthermore, we would like to stress again that an important feature of our approach is that it can be systematically extended beyond NLL accuracy.

3 The soft drop groomed radius in Monte Carlo

In this section, we present an algorithm for the large- N_c leading log resummation of the NGL distribution, including clustering effects. We also perform a numerical comparison to the resummed distributions to gauge power corrections in factorizing the NGLs of the soft function of eq. (2.6) from those of the collinear-soft function of eq. (2.9), as well as the range of validity approximating the all orders resummation with the two-loop leading NGLs and Abelian clustering logarithms calculated previously.

3.1 The Monte Carlo setup

As explained in section 2.2, the soft drop declustering angle operates as a jet veto algorithm. However, the jet being vetoed is simply the last branch to be declustered in the C/A algorithm once that branch is at an angular scale larger than R_g . The ungroomed jet is defined by the anti- k_t algorithm, so the jet has a hard angular boundary at R , whereas R_g is the soft drop declustering angle. Then the Monte Carlo resummation in the large- N_c limit follows the general procedure found in [50, 57, 58]. We define:

- t as the MC time

$$t = \frac{C_A}{2\pi} \int_{\omega}^Q \frac{d\mu}{\mu} \alpha_s(\mu), \tag{3.1}$$

where ω is the energy of the emission established at the shower time t . In our case, the scale Q is set by $p_T R$.

- A histogram H_t indexed by t .
- R_g as the subjet radius, R as the fat jet radius.
- \mathcal{D} as the list of dipoles.
- k is the current number of emissions.
- n_P is the direction of the first branch in the declustering procedure that passes soft drop. $n \cdot n_P$ sets the current angular scale of the shower.
- \mathcal{E}_J is the list of emitted eikonal lines that cluster into either the jet direction n or n_P .

All eikonal lines are of the form $n_i = (1, \hat{n}_i)$, so the Lorentz product $n_i \cdot n_j = 1 - \cos \theta_{ij}$ simply measures the angle between the lines. Strong energy ordering implies the following clustering rule, ignoring recoil:

$$\{\omega_i, n_i\} + \{\omega_j, n_j\} \rightarrow \begin{cases} \{\omega_i, n_i\} & \text{if } \omega_i > \omega_j \\ \{\omega_j, n_j\} & \text{if } \omega_j > \omega_i \end{cases} \quad (3.2)$$

where $\omega_{i,j}$ are the energies and $n_{i,j}$ are the null directions of the two emissions to be clustered. Since the shower is energy ordered, we only need to keep track of the order of emissions to know the relative energy scales. We initialize the shower as follows:

- $t = 0$.
- $\mathcal{E}_J = \{n\}$.
- $\mathcal{D} = \{\{n, \bar{n}\}\}$ for a quark jet, $\mathcal{D} = \{\{n, \bar{n}\}, \{\bar{n}, n\}\}$ for a gluon jet.

The algorithm then proceeds as:

1. Take an MC time step $t \rightarrow t + \Delta t$ and create a new emission with energy and direction $\{\omega_{k+1}, n_{k+1}\}$. For details, see appendix 3.4.
2. Check if $n_{k+1} \cdot n > 2 \sin^2(R/2)$, if this is true, the emission is outside the jet, goto step 1.
3. Check if $n_{k+1} \cdot n_j > n_P \cdot n, \forall n_j \in \mathcal{E}_J$.
 - If at least one of these conditions fail, add n_{k+1} to \mathcal{E}_J . Goto step 1.
 - If all these conditions are true, the emission is a new candidate for the declustering branch.
 - If $n_{k+1} \cdot n < 2 \sin^2(R_g/2)$, set n_P to n_{k+1} , add n_{k+1} to \mathcal{E}_J . Goto step 1.
 - If $n_{k+1} \cdot n > 2 \sin^2(R_g/2)$. Add 1 to appropriate bin of H_t , and re-initialize shower for a new event.

Finally, normalize the histogram by the number of events.

3.2 Vetoing the declustered branches

We construct \mathcal{E}_J such that all lines within will cluster into either n_P or n before n_P and n themselves cluster at each step in the shower. Thus if we are given a new emission n_{k+1} such that $n_{k+1} \cdot n_j > n_P \cdot n, \forall n_j \in \mathcal{E}_J$, then n and n_P will cluster before n_{k+1} clusters into any of the established eikonal lines. Thus n_{k+1} and \mathcal{E}_J now define the two branches that are the first to be declustered under C/A, and the branch formed from \mathcal{E}_J will have direction n according to the clustering rule eq. (3.2). We then check whether the angle between these two branches is less than the desired R_g . If it is, we redefine the branch n_P to be n_{k+1} , this is the new branch that sets the current declustering angle. If n_{k+1} is as too wide an angle from n , then the emission n_{k+1} sets the energy scale $z_{\text{cut}} p_T R_g$. If we were

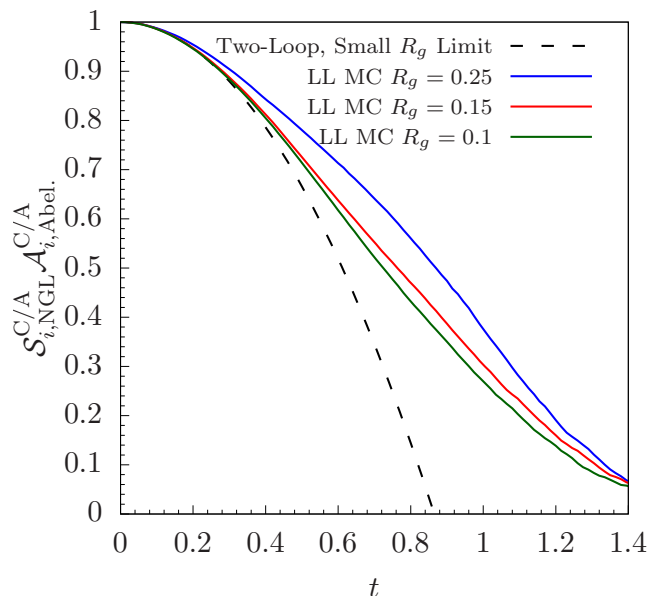


Figure 3. The NGL+clustering distribution at large- N_c at LL (overall accuracy NLL) for an initial fundamental (quark) dipole at various soft drop angles, compared to the small R_g limit of the NNLO leading NGL of eq. (2.41) and large- N_c limit of the clustering effects in eq. (2.46).

to create subsequent emissions in the shower, they would have energy below $z_{\text{cut}} p_T R_g$, and so if they created new branches, they would fail soft drop, and if they are clustered into the branches which pass soft drop, they cannot change the directions of those branches according to the clustering rule eq. (3.2). Thus n_P cannot change, and the shower is over.

If $n_{k+1} \cdot n_j < n_P \cdot n$, for at least one $n_j \in \mathcal{E}_J$, this emission in the shower will cluster into an emission that will eventually cluster into either n or n_P before n and n_P themselves cluster. Thus this emission will not change the direction of the two branches that pass soft drop.

3.3 Numerical results

Formally, the Monte Carlo algorithm described above resums the NGLs from both the collinear-soft function defined in eq. (2.9), and the soft function of eq. (2.6). However, in the small R_g limit, these two functions factorize from each other. Thus to isolate the NGLs from the collinear-soft function alone, we divide out from the histogram produced by the LL MC (overall accuracy NLL) described above both the hemisphere jet-mass NGL distribution of ref. [50] (which corresponds to the NGLs of the soft function of eq. (2.6)), as well as dividing out the exponentiation of the one-emission contribution to the distribution to remove any global contributions. These one-emission contributions are included in the anomalous dimension calculated in eq. (2.31). For an initial quark dipole the distributions for $R_g = 0.25, 0.15, 0.1, 0.05$ are shown in figure 3, with the ungroomed jet radius of $R = 0.8$, and the small- t region is highlighted in figure 4. We have checked numerically that the gluon distribution with an adjoint dipole is well approximated by the square of the quark distribution, despite clustering effects which would spoil this relation at large- N_c . In comparison to the fixed order results, we include in the large- N_c ($C_F \rightarrow C_A/2$) limit

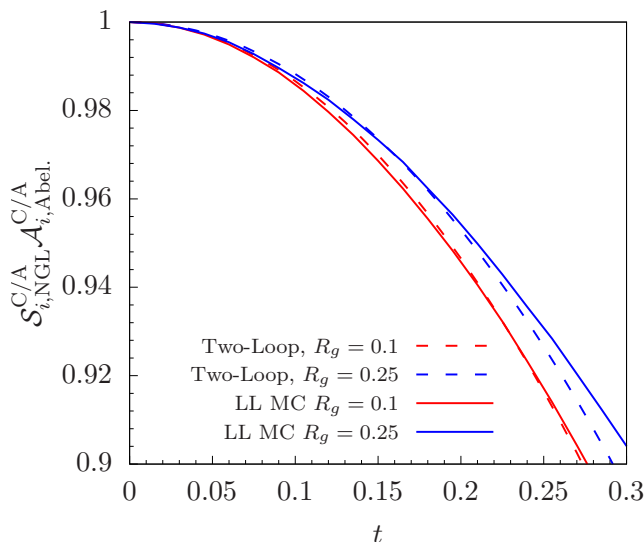


Figure 4. The NGL+clustering distribution at large- N_c at LL (overall accuracy NLL) for an initial fundamental (quark) dipole, comparing the two-loop results of eq. (2.42) and eq. (2.46), with $C_F \rightarrow C_A/2$, to the all orders resummation at groomed angles $R_g = 0.25$ and 0.1 .

both the contributions from eq. (2.42) and eq. (2.46), since the MC covers the whole soft phase space at large- N_c and leading log. Thus the MC algorithm accounts for clustering effects off the primary emission, but only in the large- N_c limit. Using the methods of [86], we could resum the Abelian clustering effects with the correct color structure, accounting for some of the subleading N_c effects.

Since the MC includes the multiple emissions evolution in the out-of-jet region as well as the evolution in the groomed region, we can test this collinear factorization of the two soft functions. We can see that for multiple emissions at $R_g = 0.25, R = 0.8$ the power corrections to the small R_g limit of the collinear function are sizeable. However, for $R_g \leq 0.15, R = 0.8$, the small R_g limit of the fixed order NGL at two-loops distribution describes well the NGL distribution for phenomenological values of t . Moreover, we have checked that the LL distribution for the collinear-soft function is independent of R once we are in the regime $R_g \ll R$. For example, the distribution for $R_g = 0.1$ and $R = 1.5708$ is almost identical up to statistical noise as $R_g = 0.1$ and $R = 0.8$. We use a shower angular cutoff scale of $\delta = 0.001$, and checked the independence of the distributions.

3.4 Evolving dipoles

We start with a list of dipoles \mathcal{D} , where an element is given by $\{x, y\}$. x, y are the null directions forming eikonal lines of the dipole. We let:

$$W_{xy}^\delta(j) = \Theta(\theta_{xj} - \delta) \Theta(\theta_{yj} - \delta) \frac{x \cdot y}{(x \cdot j)(j \cdot y)}, \tag{3.3}$$

$$P_{xy}^\delta = \int \frac{d\Omega_j}{4\pi} W_{xy}^\delta(j) \approx \ln\left(4 \frac{\sin^2 \frac{\theta_{xy}}{2}}{\delta^2}\right) + O(\delta^2). \tag{3.4}$$

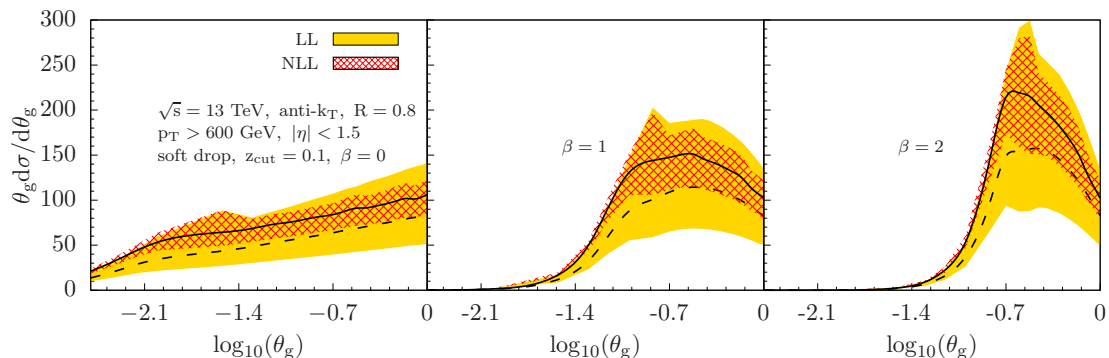


Figure 5. A comparison between the LL and NLL' predictions for the θ_g distribution. Significant reductions in the theoretical uncertainties are observed for all β choices for the NLL' results as compared with the LL calculations.

Then

1. Calculate $P_{\mathcal{D}}^{\delta}$ by summing over the P_{xy}^{δ} 's calculated from each dipole in \mathcal{D} . Uniformly generate a random number $\mathbf{rnd} \in [0, 1]$, and then Δt is determined by

$$\Delta t = -\frac{\ln(\mathbf{rnd})}{C_A P_{\mathcal{D}}^{\delta}}. \quad (3.5)$$

Increase t by Δt .

2. Choose the dipole $\{x, y\} \in \mathcal{D}$ with probability $P_{xy}^{\delta}/P_{\mathcal{D}}^{\delta}$.
3. Create an emission j with distribution $W_{xy}^{\delta}(j)$, such that the angles are $\theta_{xj}, \theta_{yj} > \delta$. This is equivalent to uniformly randomly creating in the rest frame of x, y a direction j in rapidity and azimuth, then boosting back to the lab frame and checking the angular constraint.
4. To split the dipoles again: delete $\{x, y\}$ from \mathcal{D} , add $\{x, j\}$ and $\{j, y\}$ to \mathcal{D} , then repeat splitting process according to phase space constraints.

4 Phenomenology

In this section we present numerical results for the soft drop groomed jet radius $\theta_g = R_g/R$ at NLL accuracy. We start with proton-proton collisions at $\sqrt{s} = 13$ TeV collision and we consider inclusive jets $pp \rightarrow \text{jet} + X$ with transverse momentum $p_T > 600$ GeV in the central rapidity region of $|\eta| < 1.5$. Jets are reconstructed with the anti- k_T algorithm and $R = 0.8$. For all numerical results presented in this section we choose the soft threshold parameter $z_{\text{cut}} = 0.1$ and we present results for different values of the angular exponent β . We choose the NLO CT14 PDF set of [87] as default for all our numerical calculations.

We first present a comparison between the LL (as defined in table 1) and NLL' predictions for the θ_g distribution for different choice of β , as shown in figure 5. Here the red and yellow bands are predictions from the NLL' and LL, respectively, with the bands

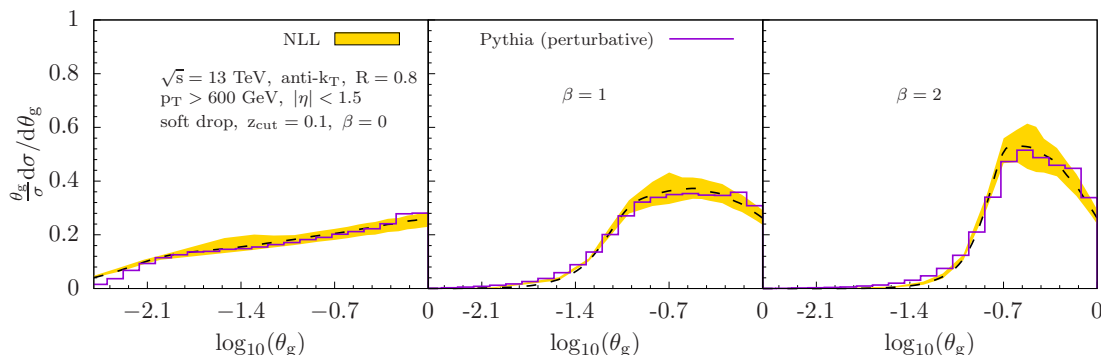


Figure 6. The normalized soft drop groomed jet radius θ_g at NLL (dashed black, yellow band) in proton-proton collisions at $\sqrt{s} = 13$ TeV. The jet kinematics are specified in the figure. We compare to Pythia 8 simulations [88] (purple) at the parton level, without hadronization and the underlying event contribution, for three different values of $\beta = 0, 1, 2$ (left to right).

corresponding to the theoretical uncertainties obtained by varying all scales up-and-down by factors of 2 around their central values while maintaining the relations

$$\frac{1}{2} \leq \frac{\mu_i}{\mu_i^{\text{can}}} / \frac{\mu_j}{\mu_j^{\text{can}}} \leq 2 \tag{4.1}$$

and

$$\mu_{S \notin \text{gr}} = z_{\text{cut}} \mu_{\mathcal{H}}, \tag{4.2}$$

$$\mu_{S \in \text{gr}} = z_{\text{cut}} \theta_g^\beta \mu_C. \tag{4.3}$$

From figure 5, we can see that when going from LL to NLL', the theoretical error get substantially reduced by almost a factor of 2 in the entire θ_g regime for all choices of β , and the central value gets shifted. The overlap between the LL and NLL' error bands implies the validity of the error estimations done in this work.

In figure 6, we present the numerical results (dashed black, yellow band) for the normalized θ_g differential distribution $\theta_g/\sigma_{\text{incl}} d\sigma/d\theta_g$ which is obtained by differentiating the cumulative cross section $\Sigma(\theta_g)$, see eq. (2.1). Before taking the derivative with respect to θ_g , we choose the canonical scales as listed in eqs. (2.58)–(2.61) and we evolve all relevant functions that appear in the refactorization theorem to a common scale. The three panels show the result for different values of $\beta = 0, 1, 2$ (left to right). The QCD scale uncertainties as shown by the yellow band in figure 6 are again obtained by varying the scales involved by factors of 2, as described before. As expected, we find that aggressive soft drop grooming ($\beta = 0$) yields a relatively flat distribution (multiplied by θ_g) of the soft drop groomed jet radius. Less aggressive grooming ($\beta = 1, 2$) instead gives a distribution that peaks at intermediate to relatively large values of θ_g which means that the groomed jet does not shrink as much in size compared to the initial ungroomed jet. Eventually, in the limit $\beta \rightarrow \infty$, the groomer is removed and the distribution approaches a delta function at $\theta_g = 1$. For comparison, we also show Pythia 8.230 results using the default tune [88] (purple) in figure 6. Here we do not include the nonperturbative hadronization and the

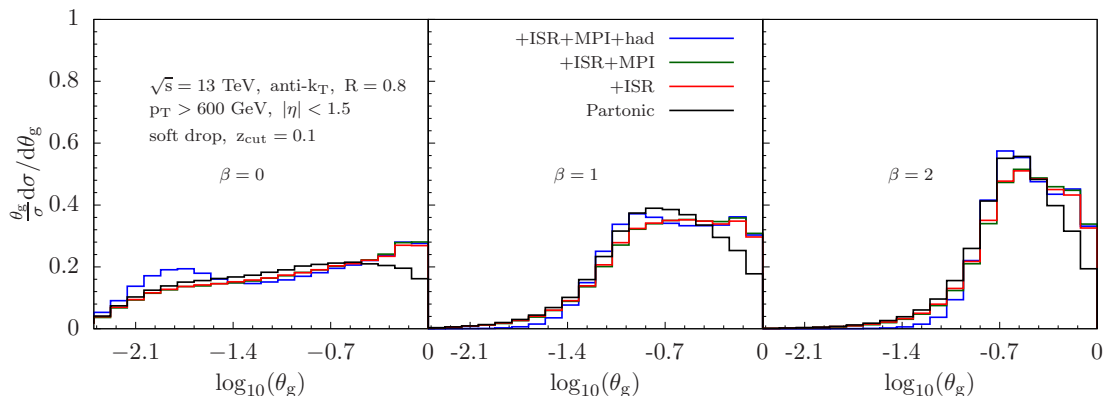


Figure 7. Pythia 8 results [88] for the normalized soft drop groomed jet radius θ_g for the same kinematics as in figure 6 above. We separately show the purely partonic result (black), including initial-state radiation (red), multi-parton interactions (green) and hadronization corrections (blue).

contribution from underlying event (UE). Below we study these effects in more detail. In general, we find very good agreement between the Pythia 8 simulation and our perturbative results at NLL accuracy concerning both the shape and the overall magnitude. We note that in the region $\theta_g \sim 1$ perturbative power corrections play a role which is not captured by our factorization theorem. In principle, they could be included at fixed order by performing a matching calculation. In addition, we note that the perturbative resummation region ends when the lowest scale in the factorization theorem runs into the nonperturbative regime $\mu_{S \in \text{gr}} \sim z_{\text{cut}} \theta_g^{1+\beta} p_T R \sim \Lambda_{\text{QCD}} \sim 1 \text{ GeV}$. This corresponds to values of the soft drop groomed jet radius of $\theta_g \lesssim (\Lambda_{\text{QCD}} / (z_{\text{cut}} p_T R))^{1/(1+\beta)}$. Numerical results in this region are obtained by smoothly freezing the running of the QCD coupling constant above the Landau pole. We choose to freeze the running of α_s at the scale 0.4 GeV for the numerical results presented here.

In figure 7, we study different perturbative and nonperturbative effects for the same kinematics as in figure 6. First, the purely partonic results are shown by the black line. We then include the contribution of Initial State Radiation (ISR) as shown by the blue line. In general, ISR leads to a shift of the distribution toward larger values of θ_g . We note that there is no exact one-to-one correspondence between the different parton and hadron level contributions in Pythia and the QCD factorization theorem we develop in this work. ISR is power suppressed and not included in our factorization theorem. However, since ISR is a perturbative initial state contribution, we include it in the comparison in figure 6 above. Next, we include the underlying event contribution or multi-parton interactions (MPI), as shown by the green line in figure 7. As it turns out, MPI does not play a significant role for the jet kinematics and soft drop parameters considered here. Finally, we include hadronization effects for the θ_g distribution as shown by the blue line in figure 7. Interestingly, hadronization leads to a shift of the distribution to lower values of θ_g for soft drop grooming with $\beta = 0$, whereas it shifts the distribution to higher values for $\beta = 1, 2$. It will be interesting to study such effects in more detail in the future following the work

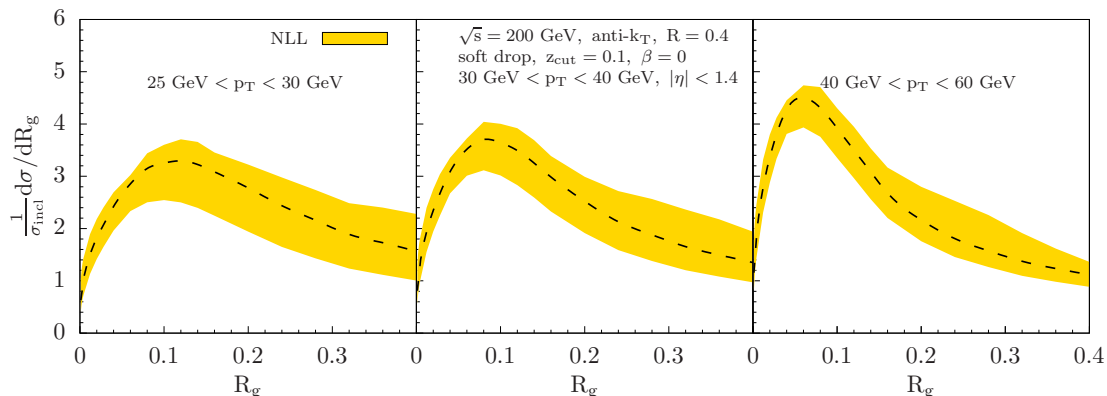


Figure 8. The normalized soft drop groomed jet radius R_g at NLL in proton-proton collisions for STAR kinematics at $\sqrt{s} = 200$ GeV. The jet kinematics and soft drop parameters are indicated in the figure.

of [89]. We conclude that the impact of different effects that are not captured by the factorization theorem presented in this work are relatively small and that the soft drop groomed radius θ_g is under good control within perturbative QCD.

Finally, in figure 8 we present results for jet kinematics relevant for the STAR experiment at RHIC at $\sqrt{s} = 200$ GeV. For the setup of the analysis presented in [90], we show numerical results for three jet transverse momentum intervals $25 < p_T < 30$ GeV, $30 < p_T < 40$ GeV and $40 < p_T < 60$ GeV (left to right) with $R = 0.4$, $z_{\text{cut}} = 0.1$ and $\beta = 0$. We show the theoretical result $1/\sigma_{\text{incl}} d\sigma/dR_g$ as a function of R_g . As expected, the QCD scale uncertainty is relatively large for the lower jet transverse momentum intervals considered here.

5 Conclusions

In this work, we considered the soft drop groomed jet radius $\theta_g = R_g/R$ at next-to-leading logarithmic accuracy. The radius of a soft drop groomed jet is one of the key observables characterizing the impact of grooming on a jet and is calculable in perturbative QCD. It is defined as the opening angle of the splitting that satisfies the soft drop grooming condition and is related to the active area of the groomed jet. The extension of the calculation beyond leading-logarithmic accuracy required us to study the nontrivial all order structure of non-global logarithms which are affected by clustering constraints due to the use of the C/A algorithm. In addition, Abelian clustering logarithms need to be taken into account. An important ingredient to understand the factorization structure is the equivalence between the soft drop groomed radius measurement and a jet veto between the boundaries of the groomed and ungroomed jet. Within SCET we established a factorization theorem which allows for the resummation of logarithms of θ_g , the jet radius R and the soft drop parameter z_{cut} at NLL. We performed an explicit calculation of the non-global and Abelian clustering logarithms at fixed order. The all order resummation at leading logarithmic accuracy within the large- N_c approximation was achieved by making use of

a suitably designed Monte Carlo algorithm. We performed numerical calculations and compared our results to Pythia 8 simulations for LHC kinematics and found very good agreement. From these findings, we concluded that the soft drop groomed radius is under good perturbative control as the overall impact of nonperturbative effects, mainly due to hadronization, appears to be relatively small for LHC kinematics. Numerical predictions for the STAR experiments at RHIC are also provided.

Our results allow for precision comparisons to data from the LHC and RHIC which will further improve our understanding of soft drop groomed jet substructure observables. The formalism developed in this work can be systematically extended beyond NLL accuracy and matched to fixed order calculations. In addition, it will be interesting to systematically investigate nonperturbative effects. Applications in heavy-ion collisions will further extend the use of the calculations performed in this work.

Acknowledgments

We thank T. Becher, R. Elayavalli, P. Jacobs, A. Larkoski, M. LeBlanc, Y.-J. Lee, S. Marzani, J. Mulligan, B. Nachman, M. Ploskon, J. Roloff, D.-Y. Shao, G. Soyez and F. Yuan for helpful discussions. Z.K. is supported by the National Science Foundation under Grant No. PHY-1720486. K.L. is supported by the National Science Foundation under Grants No. PHY-1316617 and No. PHY-1620628. X.L. is supported by the National Natural Science Foundation of China under Grant No. 11775023 and the Fundamental Research Funds for the Central Universities. D.N. is supported from Department of Energy contract DE-AC52-06NA25396 at LANL and through the LANL/LDRD Program via a Feynman Distinguished Fellowship. F.R. is supported by the Department of Energy under Contract No. DE-AC0205CH11231, the LDRD Program of LBNL and by the National Science Foundation under Grant No. ACI-1550228 within the JETSCAPE Collaboration.

A Collinear-soft emissions at NNLO

Here we consider the phase space for collinear-soft emissions at NNLO as a non-trivial example to check and illustrate the equivalence between the soft drop groomed R_g measurement and the jet veto constraint. We first introduce the notation for two collinear-soft partons i and j with momenta k_i and k_j as

$$\begin{aligned}
 \theta_{ij} &\equiv \Delta R_{ij}, & k_{ij} &\equiv k_i + k_j, \\
 \Theta_{i,p} &\equiv \Theta \left(\frac{p_{Ti}}{p_{TJ}} > z_{\text{cut}} \left(\frac{\Delta R_{i,J}}{R} \right)^\beta \right), \\
 \Theta_{i,f} &\equiv \Theta \left(\frac{p_{Ti}}{p_{TJ}} < z_{\text{cut}} \left(\frac{\Delta R_{i,J}}{R} \right)^\beta \right) = 1 - \Theta_{i,p},
 \end{aligned}
 \tag{A.1}$$

where J denotes the eikonal direction set by the collinear mode. We further write the soft drop groomed radius R_g phase space for 1 collinear-soft emission as

$$\mathcal{M}_1(k_i) \equiv \Theta(R_g - \theta_{iJ})\Theta_{i,p} + \Theta_{i,f},
 \tag{A.2}$$

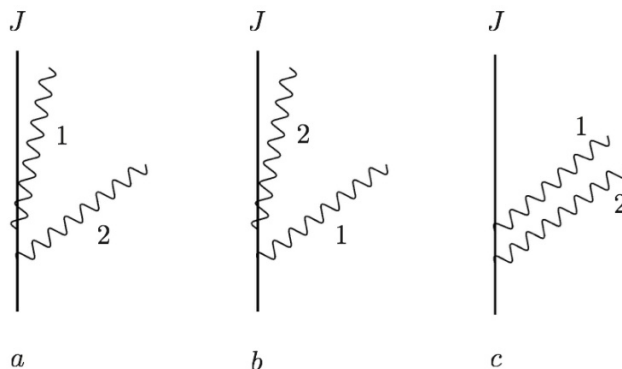


Figure 9. Configurations of collinear-soft emissions at NNLO. Either emissions 1 or 2 are closest to the eikonal direction J (a , b) or 1 & 2 get clustered into one branch first and are then combined with J (c).

which is equivalent to

$$\mathcal{M}_1(k_i) \equiv \Theta(R_g - \theta_{iJ}) + \Theta(\theta_{iJ} - R_g)\Theta_{i,f}. \quad (\text{A.3})$$

The first term indicates that an emission i is kept as long as it is within the cone set by R_g , whereas it is vetoed if it is outside. This is the usual veto operation and manifests the equivalence at NLO. For future use, we also note that

$$1 - \mathcal{M}_1(k_i) = \Theta(\theta_{iJ} - R_g)\Theta_{i,p}. \quad (\text{A.4})$$

At NNLO, we need to consider the three configurations shown in figure 9. We start with configuration a . In this case we can write the phase space measure as

$$\begin{aligned} \mathcal{M}_2^a &= \Theta(\theta_{2J} - \theta_{1J}) \Theta(\theta_{12} - \theta_{1J}) \left[\Theta_{2,p}\Theta(R_g - \theta_{2J}) + \Theta_{2,f}\left(\Theta(R_g - \theta_{1J})\Theta_{1,p} + \Theta_{1,f}\right) \right] \\ &= \Theta(\theta_{2J} - \theta_{1J}) \Theta(\theta_{12} - \theta_{1J}) \left[\Theta_{2,p}\Theta(R_g - \theta_{2J}) + \Theta_{2,f}\mathcal{M}_1(k_1) \right], \end{aligned} \quad (\text{A.5})$$

where the overall factor indicates that θ_{1J} is the smallest distance. When declustering the jet, we thus first check emission 2 against the soft drop criterion. If 2 passes, it has to be within R_g by construction and the algorithm terminates (first term in square brackets). If emission 2 fails, we continue to check whether emission 1 passes the soft drop criterion (second term in square brackets). To proceed, we write \mathcal{M}_2^a as follows

$$\begin{aligned} \mathcal{M}_2^a &= \Theta(\theta_{2J} - \theta_{1J})\Theta(\theta_{12} - \theta_{1J}) \left[\Theta_{2,p}\Theta(R_g - \theta_{2J}) + \mathcal{M}_1(k_2)\mathcal{M}_1(k_1) \right. \\ &\quad \left. - \Theta(R_g - \theta_{2J})\Theta_{2,p}\mathcal{M}_1(k_1) \right] \end{aligned} \quad (\text{A.6})$$

where we used the definition of $\mathcal{M}_1(k_2)$ in eq. (A.2). Now we combine the first and the third term and use eq. (A.4) to obtain

$$\mathcal{M}_2^a = \Theta(\theta_{2J} - \theta_{1J})\Theta(\theta_{12} - \theta_{1J}) [\Theta(R_g - \theta_{2J})\Theta(\theta_{1J} - R_g)\Theta_{1,p}\Theta_{2,p} + \mathcal{M}_1(k_1)\mathcal{M}_1(k_2)]. \quad (\text{A.7})$$

The first term vanishes since there is a contradiction between the different conditions requiring θ_{1J} to be the smallest distance as well as $\theta_{1J} > R_g$ and $R_g > \theta_{2J}$. Therefore, we find for the configuration a the result

$$\mathcal{M}_2^a = \Theta(\theta_{2J} - \theta_{1J}) \Theta(\theta_{12} - \theta_{1J}) \mathcal{M}_1(k_1) \mathcal{M}_1(k_2). \quad (\text{A.8})$$

For configuration b the same arguments apply. We can thus write the measurement functions for $a + b$ as

$$\mathcal{M}_2^a + \mathcal{M}_2^b = [1 - \Theta(\theta_{1J} - \theta_{12}) \Theta(\theta_{2J} - \theta_{12})] \mathcal{M}_1(k_1) \mathcal{M}_1(k_2). \quad (\text{A.9})$$

This states that we separately veto emissions 1 and 2 as long as θ_{12} is not the smallest overall distance in which case they will be combined into a single branch first. Lastly, we consider the configuration c in figure 9 which can be written as

$$\mathcal{M}_2^c = \Theta(\theta_{1J} - \theta_{12}) \Theta(\theta_{2J} - \theta_{12}) \mathcal{M}_1(k_{12}). \quad (\text{A.10})$$

If the distance θ_{12} is the smallest distance, the emissions 1 and 2 will be combined first. In the declustering procedure, the branch containing both emissions will be checked against the soft drop criterion. Adding up all three configurations, we find

$$\begin{aligned} \mathcal{M}_2^a + \mathcal{M}_2^b + \mathcal{M}_2^c &= [1 - \Theta(\theta_{1J} - \theta_{12}) \Theta(\theta_{2J} - \theta_{12})] \mathcal{M}_1(k_1) \mathcal{M}_1(k_2) \\ &\quad + \Theta(\theta_{1J} - \theta_{12}) \Theta(\theta_{2J} - \theta_{12}) \mathcal{M}_1(k_{12}), \end{aligned} \quad (\text{A.11})$$

which shows the equivalence discussed in the main text at NNLO. The extension beyond NNLO can be achieved in a similar way. For instance, in the case of 3 emissions, the only extra configuration one needs to consider is when neither 2 nor 3 emissions out of the 3 are clustered first. Otherwise, up to clustering, it is equivalent to the 1- or 2-emission case discussed here in detail. Following similar steps and arguments as we showed for configuration a of the 2-emission case, one reaches again the equivalence.

At NNLO, we can also have 2 collinear emissions J_1 and J_2 along with 1 collinear-soft parton k_1 . The measurement function is readily found to be given by

$$\mathcal{M}_{J_1 J_2} = \mathcal{M}_1(k_1) + [\Theta(\theta_{1J_2} - \theta_{1J_1}) \Theta(\theta_{J_1 J_2} - \theta_{1J_1}) + J_1 \leftrightarrow J_2] [1 - \mathcal{M}_1(k_1)], \quad (\text{A.12})$$

which again is equivalent to the jet veto operation using the C/A algorithm. That is to say, when the soft parton is combined with the collinear radiation J_1 or J_2 , it will be kept. Otherwise, it will be vetoed when it is outside of the region set by R_g .

Open Access. This article is distributed under the terms of the Creative Commons Attribution License ([CC-BY 4.0](https://creativecommons.org/licenses/by/4.0/)), which permits any use, distribution and reproduction in any medium, provided the original author(s) and source are credited.

References

- [1] D. Krohn, J. Thaler and L.-T. Wang, *Jet Trimming*, *JHEP* **02** (2010) 084 [[arXiv:0912.1342](https://arxiv.org/abs/0912.1342)] [[INSPIRE](#)].
- [2] S.D. Ellis, C.K. Vermilion and J.R. Walsh, *Recombination Algorithms and Jet Substructure: Pruning as a Tool for Heavy Particle Searches*, *Phys. Rev. D* **81** (2010) 094023 [[arXiv:0912.0033](https://arxiv.org/abs/0912.0033)] [[INSPIRE](#)].
- [3] M. Dasgupta, A. Fregoso, S. Marzani and G.P. Salam, *Towards an understanding of jet substructure*, *JHEP* **09** (2013) 029 [[arXiv:1307.0007](https://arxiv.org/abs/1307.0007)] [[INSPIRE](#)].
- [4] A.J. Larkoski, S. Marzani, G. Soyez and J. Thaler, *Soft Drop*, *JHEP* **05** (2014) 146 [[arXiv:1402.2657](https://arxiv.org/abs/1402.2657)] [[INSPIRE](#)].
- [5] ATLAS collaboration, *Measurement of the Soft-Drop Jet Mass in pp Collisions at $\sqrt{s} = 13$ TeV with the ATLAS Detector*, *Phys. Rev. Lett.* **121** (2018) 092001 [[arXiv:1711.08341](https://arxiv.org/abs/1711.08341)] [[INSPIRE](#)].
- [6] CMS collaboration, *Measurements of the differential jet cross section as a function of the jet mass in dijet events from proton-proton collisions at $\sqrt{s} = 13$ TeV*, *JHEP* **11** (2018) 113 [[arXiv:1807.05974](https://arxiv.org/abs/1807.05974)] [[INSPIRE](#)].
- [7] ATLAS collaboration, *Measurement of jet-substructure observables in top quark, W boson and light jet production in proton-proton collisions at $\sqrt{s} = 13$ TeV with the ATLAS detector*, *JHEP* **08** (2019) 033 [[arXiv:1903.02942](https://arxiv.org/abs/1903.02942)] [[INSPIRE](#)].
- [8] ATLAS collaboration, *Measurement of the Lund Jet Plane using charged particles with the ATLAS detector from 13 TeV proton-proton collisions*, [ATLAS-CONF-2019-035](#) (2019).
- [9] A.J. Larkoski, I. Moult and B. Nachman, *Jet Substructure at the Large Hadron Collider: A Review of Recent Advances in Theory and Machine Learning*, [arXiv:1709.04464](https://arxiv.org/abs/1709.04464) [[INSPIRE](#)].
- [10] R. Kogler et al., *Jet Substructure at the Large Hadron Collider: Experimental Review*, *Rev. Mod. Phys.* **91** (2019) 045003 [[arXiv:1803.06991](https://arxiv.org/abs/1803.06991)] [[INSPIRE](#)].
- [11] C. Frye, A.J. Larkoski, M.D. Schwartz and K. Yan, *Factorization for groomed jet substructure beyond the next-to-leading logarithm*, *JHEP* **07** (2016) 064 [[arXiv:1603.09338](https://arxiv.org/abs/1603.09338)] [[INSPIRE](#)].
- [12] S. Marzani, L. Schunk and G. Soyez, *A study of jet mass distributions with grooming*, *JHEP* **07** (2017) 132 [[arXiv:1704.02210](https://arxiv.org/abs/1704.02210)] [[INSPIRE](#)].
- [13] Z.-B. Kang, K. Lee, X. Liu and F. Ringer, *The groomed and ungroomed jet mass distribution for inclusive jet production at the LHC*, *JHEP* **10** (2018) 137 [[arXiv:1803.03645](https://arxiv.org/abs/1803.03645)] [[INSPIRE](#)].
- [14] Z.-B. Kang, K. Lee, X. Liu and F. Ringer, *Soft drop groomed jet angularities at the LHC*, *Phys. Lett. B* **793** (2019) 41 [[arXiv:1811.06983](https://arxiv.org/abs/1811.06983)] [[INSPIRE](#)].
- [15] A.J. Larkoski, I. Moult and D. Neill, *Factorization and Resummation for Groomed Multi-Prong Jet Shapes*, *JHEP* **02** (2018) 144 [[arXiv:1710.00014](https://arxiv.org/abs/1710.00014)] [[INSPIRE](#)].
- [16] Y. Makris, D. Neill and V. Vaidya, *Probing Transverse-Momentum Dependent Evolution With Groomed Jets*, *JHEP* **07** (2018) 167 [[arXiv:1712.07653](https://arxiv.org/abs/1712.07653)] [[INSPIRE](#)].

- [17] A.H. Hoang, S. Mantry, A. Pathak and I.W. Stewart, *Extracting a Short Distance Top Mass with Light Grooming*, *Phys. Rev. D* **100** (2019) 074021 [[arXiv:1708.02586](#)] [[INSPIRE](#)].
- [18] J. Baron, S. Marzani and V. Theeuwes, *Soft-Drop Thrust*, *JHEP* **08** (2018) 105 [[arXiv:1803.04719](#)] [[INSPIRE](#)].
- [19] Y. Makris and V. Vaidya, *Transverse Momentum Spectra at Threshold for Groomed Heavy Quark Jets*, *JHEP* **10** (2018) 019 [[arXiv:1807.09805](#)] [[INSPIRE](#)].
- [20] A. Kardos, G. Somogyi and Z. Trócsányi, *Soft-drop event shapes in electron-positron annihilation at next-to-next-to-leading order accuracy*, *Phys. Lett. B* **786** (2018) 313 [[arXiv:1807.11472](#)] [[INSPIRE](#)].
- [21] D. Napoletano and G. Soyez, *Computing N -subjettiness for boosted jets*, *JHEP* **12** (2018) 031 [[arXiv:1809.04602](#)] [[INSPIRE](#)].
- [22] Y.-T. Chien and I.W. Stewart, *Collinear Drop*, [arXiv:1907.11107](#) [[INSPIRE](#)].
- [23] C. Lee, P. Shrivastava and V. Vaidya, *Predictions for energy correlators probing substructure of groomed heavy quark jets*, *JHEP* **09** (2019) 045 [[arXiv:1901.09095](#)] [[INSPIRE](#)].
- [24] D. Gutierrez-Reyes, Y. Makris, V. Vaidya, I. Scimemi and L. Zoppi, *Probing Transverse-Momentum Distributions With Groomed Jets*, *JHEP* **08** (2019) 161 [[arXiv:1907.05896](#)] [[INSPIRE](#)].
- [25] CMS collaboration, *Measurement of the Splitting Function in pp and Pb - Pb Collisions at $\sqrt{s_{NN}} = 5.02$ TeV*, *Phys. Rev. Lett.* **120** (2018) 142302 [[arXiv:1708.09429](#)] [[INSPIRE](#)].
- [26] CMS collaboration, *Measurement of the groomed jet mass in $PbPb$ and pp collisions at $\sqrt{s_{NN}} = 5.02$ TeV*, *JHEP* **10** (2018) 161 [[arXiv:1805.05145](#)] [[INSPIRE](#)].
- [27] ALICE collaboration, *Exploration of jet substructure using iterative declustering in pp and Pb - Pb collisions at LHC energies*, [arXiv:1905.02512](#) [[INSPIRE](#)].
- [28] STAR collaboration, *Measurement of the Shared Momentum Fraction z_g using Jet Reconstruction in $p+p$ and $Au+Au$ Collisions with STAR*, *Nucl. Part. Phys. Proc.* **289-290** (2017) 137 [[arXiv:1703.10933](#)] [[INSPIRE](#)].
- [29] Y. Mehtar-Tani and K. Tywoniuk, *Groomed jets in heavy-ion collisions: sensitivity to medium-induced bremsstrahlung*, *JHEP* **04** (2017) 125 [[arXiv:1610.08930](#)] [[INSPIRE](#)].
- [30] Y.-T. Chien and I. Vitev, *Probing the Hardest Branching within Jets in Heavy-Ion Collisions*, *Phys. Rev. Lett.* **119** (2017) 112301 [[arXiv:1608.07283](#)] [[INSPIRE](#)].
- [31] G. Milhano, U.A. Wiedemann and K.C. Zapp, *Sensitivity of jet substructure to jet-induced medium response*, *Phys. Lett. B* **779** (2018) 409 [[arXiv:1707.04142](#)] [[INSPIRE](#)].
- [32] N.-B. Chang, S. Cao and G.-Y. Qin, *Probing medium-induced jet splitting and energy loss in heavy-ion collisions*, *Phys. Lett. B* **781** (2018) 423 [[arXiv:1707.03767](#)] [[INSPIRE](#)].
- [33] H.T. Li and I. Vitev, *Inverting the mass hierarchy of jet quenching effects with prompt b -jet substructure*, *Phys. Lett. B* **793** (2019) 259 [[arXiv:1801.00008](#)] [[INSPIRE](#)].
- [34] Y.-T. Chien and R. Kunnawalkam Elayavalli, *Probing heavy ion collisions using quark and gluon jet substructure*, [arXiv:1803.03589](#) [[INSPIRE](#)].
- [35] C. Sirimanna, S. Cao and A. Majumder, *Medium modified leading hadrons, jets and sub-jets in a single formalism*, *PoS(HardProbes2018)053* (2019) [[arXiv:1901.03635](#)] [[INSPIRE](#)].

- [36] P. Caucal, E. Iancu and G. Soyez, *Deciphering the z_g distribution in ultrarelativistic heavy ion collisions*, *JHEP* **10** (2019) 273 [[arXiv:1907.04866](#)] [[INSPIRE](#)].
- [37] R. Kunnawalkam Elayavalli and K.C. Zapp, *Medium response in JEWEL and its impact on jet shape observables in heavy ion collisions*, *JHEP* **07** (2017) 141 [[arXiv:1707.01539](#)] [[INSPIRE](#)].
- [38] J. Casalderrey-Solana, G. Milhano, D. Pablos and K. Rajagopal, *Modification of Jet Substructure in Heavy Ion Collisions as a Probe of the Resolution Length of Quark-Gluon Plasma*, *JHEP* **01** (2020) 044 [[arXiv:1907.11248](#)] [[INSPIRE](#)].
- [39] F. Ringer, B.-W. Xiao and F. Yuan, *Can We Observe Jet P_T -broadening in Heavy-Ion Collisions at the LHC?*, [arXiv:1907.12541](#) [[INSPIRE](#)].
- [40] H.A. Andrews et al., *Novel tools and observables for jet physics in heavy-ion collisions*, [arXiv:1808.03689](#) [[INSPIRE](#)].
- [41] M. Cacciari, G.P. Salam and G. Soyez, *The anti- k_t jet clustering algorithm*, *JHEP* **04** (2008) 063 [[arXiv:0802.1189](#)] [[INSPIRE](#)].
- [42] Y.L. Dokshitzer, G.D. Leder, S. Moretti and B.R. Webber, *Better jet clustering algorithms*, *JHEP* **08** (1997) 001 [[hep-ph/9707323](#)] [[INSPIRE](#)].
- [43] M. Wobisch and T. Wengler, *Hadronization corrections to jet cross-sections in deep inelastic scattering*, in *Monte Carlo generators for HERA physics. Proceedings, Workshop, Hamburg, Germany, 1998–1999*, pp. 270–279 (1998) [[hep-ph/9907280](#)] [[INSPIRE](#)].
- [44] M. Cacciari, G.P. Salam and G. Soyez, *The Catchment Area of Jets*, *JHEP* **04** (2008) 005 [[arXiv:0802.1188](#)] [[INSPIRE](#)].
- [45] C.W. Bauer, S. Fleming and M.E. Luke, *Summing Sudakov logarithms in $B \rightarrow X_s \gamma$ in effective field theory*, *Phys. Rev. D* **63** (2000) 014006 [[hep-ph/0005275](#)] [[INSPIRE](#)].
- [46] C.W. Bauer, S. Fleming, D. Pirjol and I.W. Stewart, *An Effective field theory for collinear and soft gluons: Heavy to light decays*, *Phys. Rev. D* **63** (2001) 114020 [[hep-ph/0011336](#)] [[INSPIRE](#)].
- [47] C.W. Bauer and I.W. Stewart, *Invariant operators in collinear effective theory*, *Phys. Lett. B* **516** (2001) 134 [[hep-ph/0107001](#)] [[INSPIRE](#)].
- [48] C.W. Bauer, D. Pirjol and I.W. Stewart, *Soft collinear factorization in effective field theory*, *Phys. Rev. D* **65** (2002) 054022 [[hep-ph/0109045](#)] [[INSPIRE](#)].
- [49] M. Beneke, A.P. Chapovsky, M. Diehl and T. Feldmann, *Soft collinear effective theory and heavy to light currents beyond leading power*, *Nucl. Phys. B* **643** (2002) 431 [[hep-ph/0206152](#)] [[INSPIRE](#)].
- [50] M. Dasgupta and G.P. Salam, *Resummation of nonglobal QCD observables*, *Phys. Lett. B* **512** (2001) 323 [[hep-ph/0104277](#)] [[INSPIRE](#)].
- [51] Y. Delenda, R. Appleby, M. Dasgupta and A. Banfi, *On QCD resummation with k_t clustering*, *JHEP* **12** (2006) 044 [[hep-ph/0610242](#)] [[INSPIRE](#)].
- [52] K. Khelifa-Kerfa, *Non-global logs and clustering impact on jet mass with a jet veto distribution*, *JHEP* **02** (2012) 072 [[arXiv:1111.2016](#)] [[INSPIRE](#)].
- [53] Y. Delenda and K. Khelifa-Kerfa, *On the resummation of clustering logarithms for non-global observables*, *JHEP* **09** (2012) 109 [[arXiv:1207.4528](#)] [[INSPIRE](#)].

- [54] M. Dasgupta, K. Khelifa-Kerfa, S. Marzani and M. Spannowsky, *On jet mass distributions in Z +jet and dijet processes at the LHC*, *JHEP* **10** (2012) 126 [[arXiv:1207.1640](#)] [[INSPIRE](#)].
- [55] R. Kelley, J.R. Walsh and S. Zuberi, *Abelian Non-Global Logarithms from Soft Gluon Clustering*, *JHEP* **09** (2012) 117 [[arXiv:1202.2361](#)] [[INSPIRE](#)].
- [56] R. Kelley, J.R. Walsh and S. Zuberi, *Disentangling Clustering Effects in Jet Algorithms*, [arXiv:1203.2923](#) [[INSPIRE](#)].
- [57] R.B. Appleby and M.H. Seymour, *Nonglobal logarithms in interjet energy flow with kt clustering requirement*, *JHEP* **12** (2002) 063 [[hep-ph/0211426](#)] [[INSPIRE](#)].
- [58] D. Neill, *Non-Global and Clustering Effects for Groomed Multi-Prong Jet Shapes*, *JHEP* **02** (2019) 114 [[arXiv:1808.04897](#)] [[INSPIRE](#)].
- [59] A. Hornig, C. Lee, I.W. Stewart, J.R. Walsh and S. Zuberi, *Non-global Structure of the $O(\alpha_s^2)$ Dijet Soft Function*, *JHEP* **08** (2011) 054 [Erratum *ibid.* **10** (2017) 101] [[arXiv:1105.4628](#)] [[INSPIRE](#)].
- [60] A. Hornig, C. Lee, J.R. Walsh and S. Zuberi, *Double Non-Global Logarithms In-N-Out of Jets*, *JHEP* **01** (2012) 149 [[arXiv:1110.0004](#)] [[INSPIRE](#)].
- [61] R. Kelley, M.D. Schwartz, R.M. Schabinger and H.X. Zhu, *The two-loop hemisphere soft function*, *Phys. Rev. D* **84** (2011) 045022 [[arXiv:1105.3676](#)] [[INSPIRE](#)].
- [62] A. von Manteuffel, R.M. Schabinger and H.X. Zhu, *The Complete Two-Loop Integrated Jet Thrust Distribution In Soft-Collinear Effective Theory*, *JHEP* **03** (2014) 139 [[arXiv:1309.3560](#)] [[INSPIRE](#)].
- [63] A. Mukherjee and W. Vogelsang, *Jet production in (un)polarized pp collisions: dependence on jet algorithm*, *Phys. Rev. D* **86** (2012) 094009 [[arXiv:1209.1785](#)] [[INSPIRE](#)].
- [64] F. Aversa, P. Chiappetta, M. Greco and J.P. Guillet, *QCD Corrections to Parton-Parton Scattering Processes*, *Nucl. Phys. B* **327** (1989) 105 [[INSPIRE](#)].
- [65] B. Jager, A. Schafer, M. Stratmann and W. Vogelsang, *Next-to-leading order QCD corrections to high p_T pion production in longitudinally polarized pp collisions*, *Phys. Rev. D* **67** (2003) 054005 [[hep-ph/0211007](#)] [[INSPIRE](#)].
- [66] S. Catani, M. Fontannaz, J.P. Guillet and E. Pilon, *Isolating Prompt Photons with Narrow Cones*, *JHEP* **09** (2013) 007 [[arXiv:1306.6498](#)] [[INSPIRE](#)].
- [67] M. Dasgupta, F. Dreyer, G.P. Salam and G. Soyez, *Small-radius jets to all orders in QCD*, *JHEP* **04** (2015) 039 [[arXiv:1411.5182](#)] [[INSPIRE](#)].
- [68] T. Kaufmann, A. Mukherjee and W. Vogelsang, *Hadron Fragmentation Inside Jets in Hadronic Collisions*, *Phys. Rev. D* **92** (2015) 054015 [[arXiv:1506.01415](#)] [[INSPIRE](#)].
- [69] Z.-B. Kang, F. Ringer and I. Vitev, *The semi-inclusive jet function in SCET and small radius resummation for inclusive jet production*, *JHEP* **10** (2016) 125 [[arXiv:1606.06732](#)] [[INSPIRE](#)].
- [70] L. Dai, C. Kim and A.K. Leibovich, *Fragmentation of a Jet with Small Radius*, *Phys. Rev. D* **94** (2016) 114023 [[arXiv:1606.07411](#)] [[INSPIRE](#)].
- [71] B.T. Elder, M. Procura, J. Thaler, W.J. Waalewijn and K. Zhou, *Generalized Fragmentation Functions for Fractal Jet Observables*, *JHEP* **06** (2017) 085 [[arXiv:1704.05456](#)] [[INSPIRE](#)].
- [72] Z.-B. Kang, F. Ringer and W.J. Waalewijn, *The Energy Distribution of Subjets and the Jet Shape*, *JHEP* **07** (2017) 064 [[arXiv:1705.05375](#)] [[INSPIRE](#)].

- [73] Z.-B. Kang, X. Liu, F. Ringer and H. Xing, *The transverse momentum distribution of hadrons within jets*, *JHEP* **11** (2017) 068 [[arXiv:1705.08443](#)] [[INSPIRE](#)].
- [74] T. Becher, M. Neubert, L. Rothen and D.Y. Shao, *Effective Field Theory for Jet Processes*, *Phys. Rev. Lett.* **116** (2016) 192001 [[arXiv:1508.06645](#)] [[INSPIRE](#)].
- [75] A.J. Larkoski, I. Moult and D. Neill, *Non-Global Logarithms, Factorization and the Soft Substructure of Jets*, *JHEP* **09** (2015) 143 [[arXiv:1501.04596](#)] [[INSPIRE](#)].
- [76] C.W. Bauer, F.J. Tackmann, J.R. Walsh and S. Zuberi, *Factorization and Resummation for Dijet Invariant Mass Spectra*, *Phys. Rev. D* **85** (2012) 074006 [[arXiv:1106.6047](#)] [[INSPIRE](#)].
- [77] Y.-T. Chien, A. Hornig and C. Lee, *Soft-collinear mode for jet cross sections in soft collinear effective theory*, *Phys. Rev. D* **93** (2016) 014033 [[arXiv:1509.04287](#)] [[INSPIRE](#)].
- [78] A. Banfi, G. Marchesini and G. Smye, *Away from jet energy flow*, *JHEP* **08** (2002) 006 [[hep-ph/0206076](#)] [[INSPIRE](#)].
- [79] A. Banfi, M. Dasgupta, K. Khelifa-Kerfa and S. Marzani, *Non-global logarithms and jet algorithms in high- p_T jet shapes*, *JHEP* **08** (2010) 064 [[arXiv:1004.3483](#)] [[INSPIRE](#)].
- [80] X. Liu and F. Petriello, *Resummation of jet-veto logarithms in hadronic processes containing jets*, *Phys. Rev. D* **87** (2013) 014018 [[arXiv:1210.1906](#)] [[INSPIRE](#)].
- [81] X. Liu and F. Petriello, *Reducing theoretical uncertainties for exclusive Higgs-boson plus one-jet production at the LHC*, *Phys. Rev. D* **87** (2013) 094027 [[arXiv:1303.4405](#)] [[INSPIRE](#)].
- [82] F.J. Tackmann, J.R. Walsh and S. Zuberi, *Resummation Properties of Jet Vetoes at the LHC*, *Phys. Rev. D* **86** (2012) 053011 [[arXiv:1206.4312](#)] [[INSPIRE](#)].
- [83] S.D. Ellis, C.K. Vermilion, J.R. Walsh, A. Hornig and C. Lee, *Jet Shapes and Jet Algorithms in SCET*, *JHEP* **11** (2010) 101 [[arXiv:1001.0014](#)] [[INSPIRE](#)].
- [84] A. Banfi, G.P. Salam and G. Zanderighi, *Infrared safe definition of jet flavor*, *Eur. Phys. J. C* **47** (2006) 113 [[hep-ph/0601139](#)] [[INSPIRE](#)].
- [85] P. Cal, F. Ringer and W.J. Waalewijn, *The jet shape at NLL'*, *JHEP* **05** (2019) 143 [[arXiv:1901.06389](#)] [[INSPIRE](#)].
- [86] A. Banfi and M. Dasgupta, *Problems in resumming interjet energy flows with k_t clustering*, *Phys. Lett. B* **628** (2005) 49 [[hep-ph/0508159](#)] [[INSPIRE](#)].
- [87] S. Dulat et al., *New parton distribution functions from a global analysis of quantum chromodynamics*, *Phys. Rev. D* **93** (2016) 033006 [[arXiv:1506.07443](#)] [[INSPIRE](#)].
- [88] T. Sjöstrand et al., *An Introduction to PYTHIA 8.2*, *Comput. Phys. Commun.* **191** (2015) 159 [[arXiv:1410.3012](#)] [[INSPIRE](#)].
- [89] A.H. Hoang, S. Mantry, A. Pathak and I.W. Stewart, *Nonperturbative Corrections to Soft Drop Jet Mass*, *JHEP* **12** (2019) 002 [[arXiv:1906.11843](#)] [[INSPIRE](#)].
- [90] STAR collaboration, *Jet sub-structure and parton shower evolution in $p+p$ and $Au+Au$ collisions at STAR*, in *13th International Workshop on High- p_T Physics in the RHIC/LHC Era (HPT 2019)*, Knoxville, TN, U.S.A., 19–22 March 2019 (2019) [[arXiv:1906.05129](#)] [[INSPIRE](#)].