

Lawrence Berkeley National Laboratory

Lawrence Berkeley National Laboratory

Title

MANIFESTATIONS OF EXCITATION ENERGY EQUILIBRIUM IN DEEP-INELASTIC COLLISIONS

Permalink

<https://escholarship.org/uc/item/4jb1s932>

Author

Morrissey, D.J.

Publication Date

1980-09-01

11/5



Lawrence Berkeley Laboratory

UNIVERSITY OF CALIFORNIA

Submitted to Physical Review C

MANIFESTATIONS OF EXCITATION ENERGY EQUILIBRIUM IN
DEEP-INELASTIC COLLISIONS

D.J. Morrissey and L.G. Moretto

September 1980

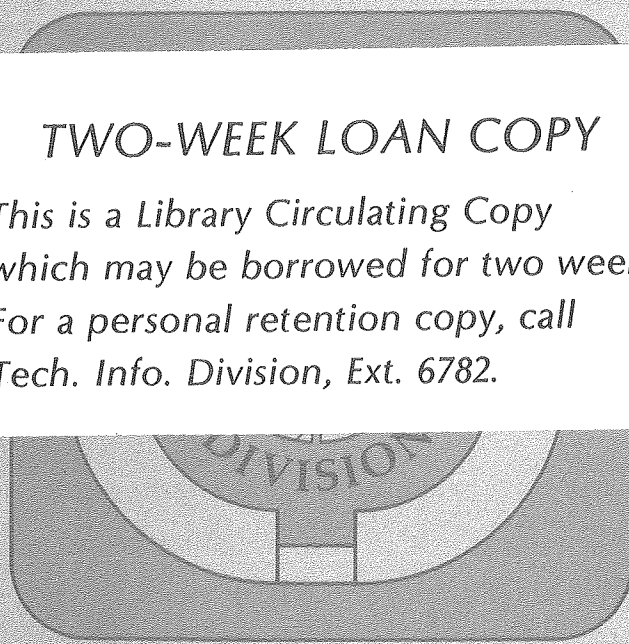
RECEIVED
LAWRENCE
BERKELEY LABORATORY

NOV 20 1980

LIBRARY AND
DOCUMENTS SECTION

TWO-WEEK LOAN COPY

*This is a Library Circulating Copy
which may be borrowed for two weeks.
For a personal retention copy, call
Tech. Info. Division, Ext. 6782.*



LBL-11491 c.2

DISCLAIMER

This document was prepared as an account of work sponsored by the United States Government. While this document is believed to contain correct information, neither the United States Government nor any agency thereof, nor the Regents of the University of California, nor any of their employees, makes any warranty, express or implied, or assumes any legal responsibility for the accuracy, completeness, or usefulness of any information, apparatus, product, or process disclosed, or represents that its use would not infringe privately owned rights. Reference herein to any specific commercial product, process, or service by its trade name, trademark, manufacturer, or otherwise, does not necessarily constitute or imply its endorsement, recommendation, or favoring by the United States Government or any agency thereof, or the Regents of the University of California. The views and opinions of authors expressed herein do not necessarily state or reflect those of the United States Government or any agency thereof or the Regents of the University of California.

MANIFESTATIONS OF EXCITATION ENERGY EQUILIBRIUM
IN DEEP-INELASTIC COLLISIONS

D. J. Morrissey and L. G. Moretto

Nuclear Science Division
Lawrence Berkeley Laboratory
University of California
Berkeley, CA 94720

ABSTRACT

The consequences of excitation energy equilibrium between the two partners in a deep-inelastic collision are explored. In this work we calculate the second moment of the excitation energy distribution and demonstrate the effects of the fluctuations on evaporated particle spectra and the correlation created in the numbers of evaporated particles from the deep-inelastic fragments.

NUCLEAR REACTIONS: studied excitation energy division in deep-inelastic collisions, first and second moments. Calculated influence of fluctuations on evaporated particle spectra, correlations in evaporated particle number. Statistical equilibrium model, Monte Carlo statistical evaporation.

The equilibration of excitation energy between the partners in a deep-inelastic collision (DIC) appears to occur on a very short time scale. This fast equilibrium seems to be required by the experimental observation that the mean number of evaporated particles from coincident reaction products is indicative of a splitting of the total dissipated energy in proportion to the fragment masses,¹⁻³ as required by the thermal equilibrium condition. Moreover, this proportionality is found for the entire range of dissipated energy, up to the smallest energy losses⁴⁻⁶ (i.e., the shortest collision times). Thus the thermalization time must be shorter than the shortest interaction times so that the fragments attain thermal equilibrium while they are in contact. A further check of complete statistical equilibrium be made by observing statistical fluctuations in the division of the excitation energy between the two fragments.⁷ Such fluctuations will have important consequences for the reaction products. The effects of a fluctuating excitation energy division on evaporation spectra and the disguising of pre-equilibrium components have been described recently by Schmitt et al.⁸ Fluctuations in the excitation energies of the primary reaction products from DIC also must be taken into account in measurements of the isobaric width of the primary fragments.⁹⁻¹¹ The effect of fluctuations on the isobaric widths have been noted but also neglected (e.g., ref. 11) or treated as a free parameter (e.g., ref. 10).

In this report we evaluate the magnitude of statistical fluctuations in the energy partition in DIC and explore two avenues through which

the calculated fluctuations can manifest themselves, neutron energy spectra and evaporated neutron number. We find that these two observables are complementary in that statistical fluctuations have a large effect on the neutron energy spectra when the mass asymmetry is large but have a relatively small effect for equal fragments. Fluctuations also introduce a covariance in the number of evaporated nucleons which is most prominent for equal fragments.

The statistical weight of a division of the total excitation energy, E , between two fragments in statistical equilibrium is proportional to the product of their level densities:

$$P(X) dX \propto \rho_1(x) \rho_2(E - x) dX \quad . \quad (1)$$

When the fragments are in equilibrium then:

$$\frac{d}{dx} \ln P(x) = 0 = \frac{d}{dx} (\ln \rho_1(x)) + \frac{d}{dx} (\ln \rho_2(E - x)) = \frac{1}{T_1} - \frac{1}{T_2} \quad (2)$$

The terms on the right hand side of eq. 2 are the reciprocals of the fragment's temperatures and their equality immediately requires the excitation energy to divide in proportion to the mass ratio:

$$\frac{E_1^*}{E_2^*} = \frac{x}{E - x} = \frac{A_1}{A_2} \quad . \quad (3)$$

We can estimate of the width of the excitation energy distribution by noting that the distribution in (1) is sharply peaked. The expansion of the logarithm about the maximum up to 2nd order gives a Gaussian:

$$P(x) dx \propto e^{-\frac{(x_0-x)^2}{2\sigma^2}} \quad (4)$$

thus

$$\begin{aligned} \frac{1}{\sigma^2} &= \frac{d^2}{dx^2} \ln P(x) = \frac{d}{dx} \left(\frac{1}{T_1} \right)_T + \frac{d}{dx} \left(\frac{1}{T_2} \right)_T \\ &= \frac{1}{T^2} \left(\frac{1}{C_{V1}} + \frac{1}{C_{V2}} \right) \end{aligned} \quad (5)$$

where C_{V1} and C_{V2} are the heat capacities of the two fragments (for a Fermi gas $C_V = 2aT$ at a temperature T). On substitution we obtain for the width:

$$\sigma^2 = 2T^3 \left(\frac{a_1 a_2}{a_1 + a_2} \right) \quad (6)$$

where a_1 and a_2 are the level density parameters of the fragments. A comparison of the Gaussian approximation with an analytical calculation from eq. 1 is shown for a symmetric mass split in fig. 1. The Gaussian is a good approximation near the peak but is too wide in the tails of the distribution.

A direct way in which any fluctuations in the excitation energy of DIC fragments can be observed is in the energy spectra of evaporated nucleons. For simplicity we will consider only neutron evaporation. The neutron energy spectrum can be written as:

$$P(\epsilon, E^*) = \frac{\epsilon}{E^*/a} e^{-\epsilon/\sqrt{E^*/a}} \quad (7)$$

where ϵ is the neutron energy and the dependence on the fragment's excitation is written explicitly. The neutron spectrum for a fluctuating excitation energy can be calculated by numerically folding eq. 1 with eq. 7. The results of such calculations are shown for a symmetric (100:100) and an asymmetric mass split (20:180) with the same total excitation energy (100 MeV) in figs. 2 and 3. One can see that in the first case the fluctuations have a relatively minor effect on the spectrum. However, for the asymmetric case the magnitude of the fluctuations are comparable to the total excitation energy of the light fragment and therefore produce an important change in the spectrum.⁸ These calculations apply to the first nucleon evaporated from the fragments and any comparison to experiment must include second, third and further neutrons as required to cool the nucleus. This will further modify the shape of the evaporation spectrum.

A less direct, but more dramatic effect of excitation energy fluctuations can be seen in the number of nucleons evaporated from the pair of DIC fragments. An anticorrelation in the excitation energies of reaction partners naturally arises when the total excitation energy

is held constant. The covariance of the number of emitted neutrons from DIC partners was investigated with a simple Monte Carlo code. The division of the excitation energy between symmetric fragments ($A = 100$) was either fixed or picked at random in proportion to eq. 1. For reference typical results for the E^* of one fragment obtained in the Monte Carlo are shown in fig. 1. The two fragments were then allowed to emit neutrons until the nuclei had cooled to less than $B_N + 2T'$, where B_N is the liquid drop neutron binding energy and T' is the temperature after emission of the previous neutron. The probability contours for emission of ν_1 neutrons from fragment 1 and ν_2 neutrons from fragment 2 are shown in figs. 4A and 4B. When the fluctuations are turned on a strong correlation is introduced and is manifested in the distribution of final product masses.

In summary we have investigated the implications of complete statistical equilibrium in DIC on the spectra of evaporated particles and the number of evaporated particles from coincident fragments. We have shown that fluctuations in the excitation energy of DIC fragments are large (proportional to T^3) and can strongly affect experimental observables. In particular for very asymmetric mass splits the fluctuations are comparable in magnitude to the excitation energy of the light fragment which increases the probability of evaporating high energy neutrons. This increase is not as strong when the mass split is symmetric. We have also shown that the anticorrelation of the division of the total excitation energy between reaction partners

becomes, through the deexcitation stage, an anticorrelation in the evaporated particle number (or final mass of the fragments). The stage has now been set for experimental investigation of the excitation energy fluctuations which should help to determine if the DIC fragments are in full thermal equilibrium.

References

1. B. Cauvin, R. Jared, P. Russo, R. P. Schmitt, R. Babinet, and L. G. Moretto, Nucl. Phys. A301, 511 (1977).
2. F. Plasil, R. L. Ferguson, H. C. Britt, R. H. Stokes, B. H. Erkkila, P. D. Goldstone, M. Blann and H. H. Gutbrod, Phys. Rev. Lett. 40, 1164 (1978).
3. R. P. Schmitt, G. Bizard, G. J. Wozniak and L. G. Moretto, Phys. Rev. Lett. 41, 1152 (1978).
4. B. Tamain, R. Chechik, H. Fuchs, F. Hanappe, M. Morjean, C. Ngo, J. Peter, M. Dakowski, B. Lucas, C. Mazur, M. Ribrag and C. Signarbieux, Nucl. Phys. A330, 253 (1979).
5. Y. Eyal, A. Givron, I. Tserruya, Z. Fraenkel, Y. Eisen, S. Wald, R. Bass, C. R. Gould, G. Kreyling, R. Renfordt, K. Stelzer, R. Zitzmann, A. Gobbi, U. Lynen, H. Steltzer, I. Rude and R. Bock, Phys. Rev. Lett. 41, 625 (1978).
6. D. Hilscher, J. R. Birkelund, A. D. Hoover, W. U. Schroder, W. W. Wilcke, J. R. Huizenga, A. Mignerey, K. L. Wolf, H. F. Breuer, and V. E. Viola, Jr., Phys. Rev. C 20, 576 (1979).
7. L. G. Moretto, Proc. Varenna Conf., Varenna, Italy, July 9-25, 1979, in press.
8. R. P. Schmitt, G. J. Wozniak, G. V. Rattazzi, G. J. Mathews, R. Regimbart and L. G. Moretto, Phys. Rev. Lett. submitted for publication (1980).
9. M. Berlangier, A. Gobbi, F. Hanappe, U. Lynen, C. Ngo, A. Olmi, H. Sann, H. Stelzer, H. Richel and M. F. Rivet, Z. Phys. A291, 133 (1979).

10. J. Poitou, R. Lucas, J. V. Kratz, W. Bruchle, H. Gaggeler, M. Schadel, and G. Wirth, Phys. Lett. 88B, 69 (1979).
11. A. C. Mignerey, V. E. Viola, H. Breuer, K. L. Wolf, B. G. Glagola, J. R. Birkelund, D. Hilscher, J. R. Huizenga, W. U. Schroder and W. W. Wilcke, Phys. Rev. Lett. 45, 509 (1980).

ACKNOWLEDGEMENTS

This work supported by the Nuclear Science Division and the U.S. Department of Energy under Contract W-7405-ENG-48.

Figure Captions

- Fig. 1. The excitation energy distribution for one fragment obtained from a numerical calculation (squares), the Gaussian approximation (solid curve) and a Monte Carlo evaporation calculation (points) are shown for comparison.
- Fig. 2. The neutron energy spectrum is shown for evaporation from a fragment with $A = 100$ at a fixed excitation energy (solid points) and from the same fragment with a fluctuating excitation energy (solid curve).
- Fig. 3. Similar to fig. 2, except evaporation is from an $A = 20$ fragment that had been in thermal equilibrium with an $A = 180$ fragment.
- Fig. 4. The results for the number of evaporated neutrons from correlated DIC fragments from the Monte Carlo code are shown in (A) for a fixed partition of excitation energy, and in (B) for fragments in statistical equilibrium.

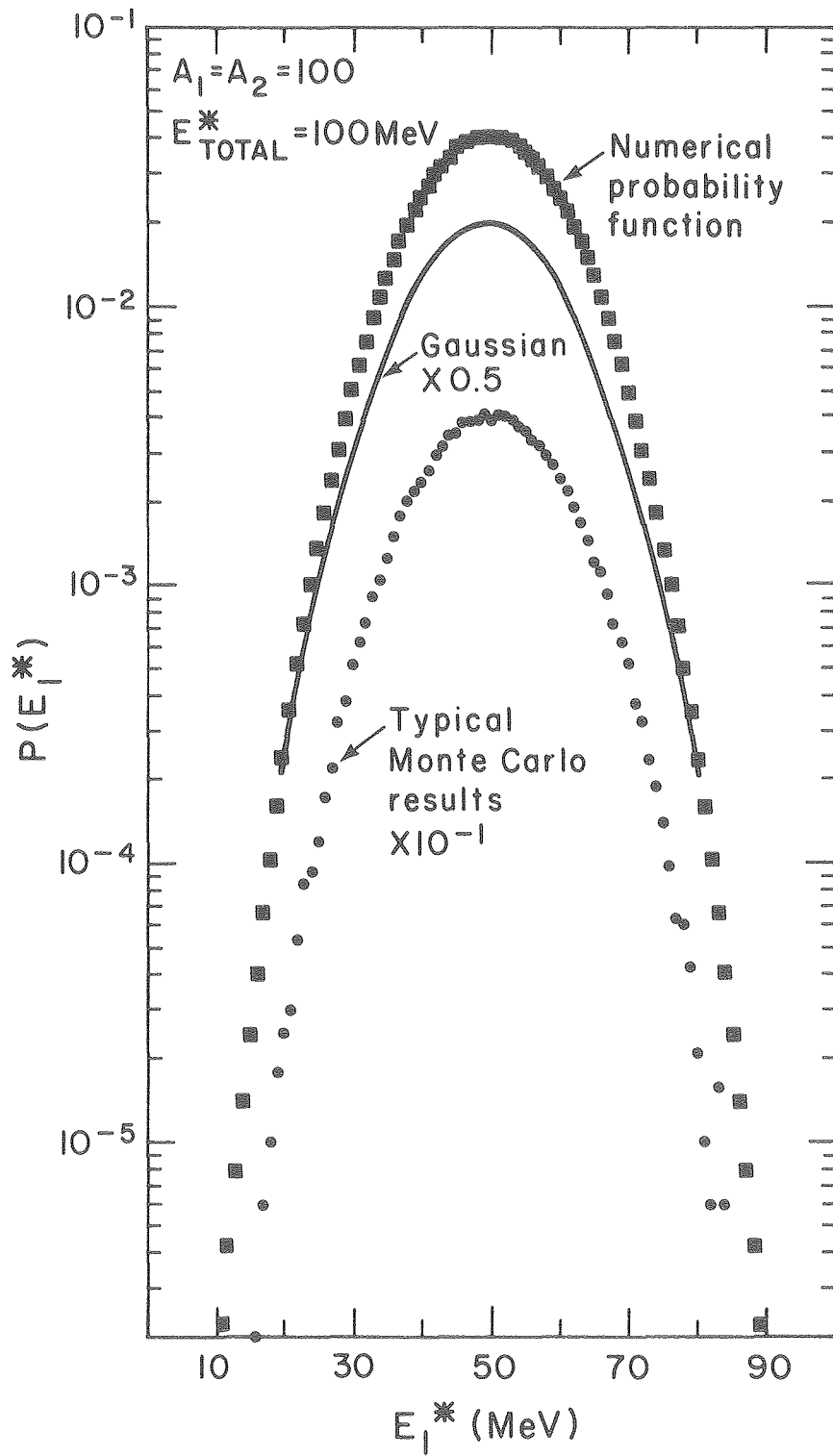


Fig. 1

XBL 8010-2129

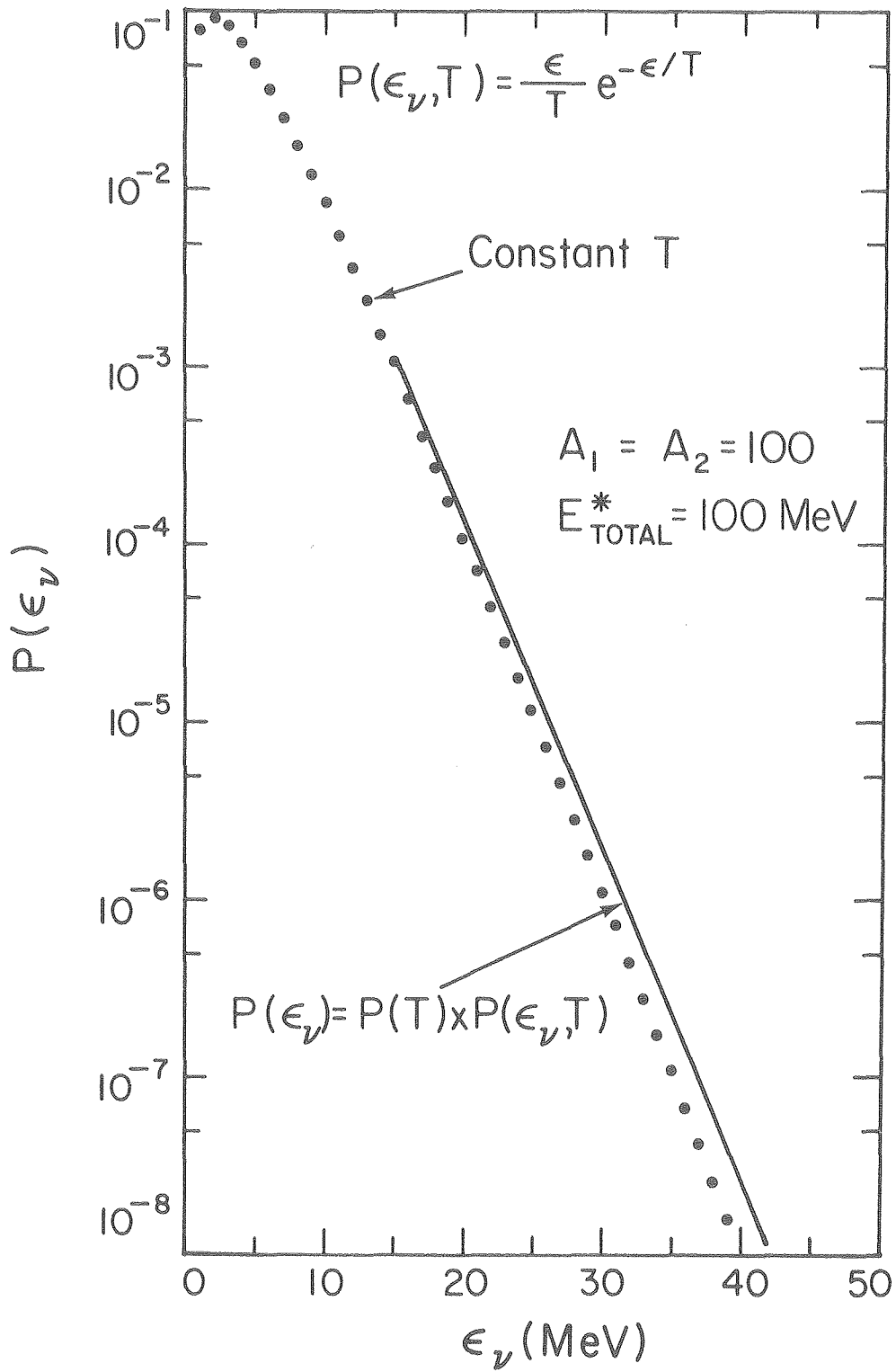


Fig. 2

XBL 808-1550

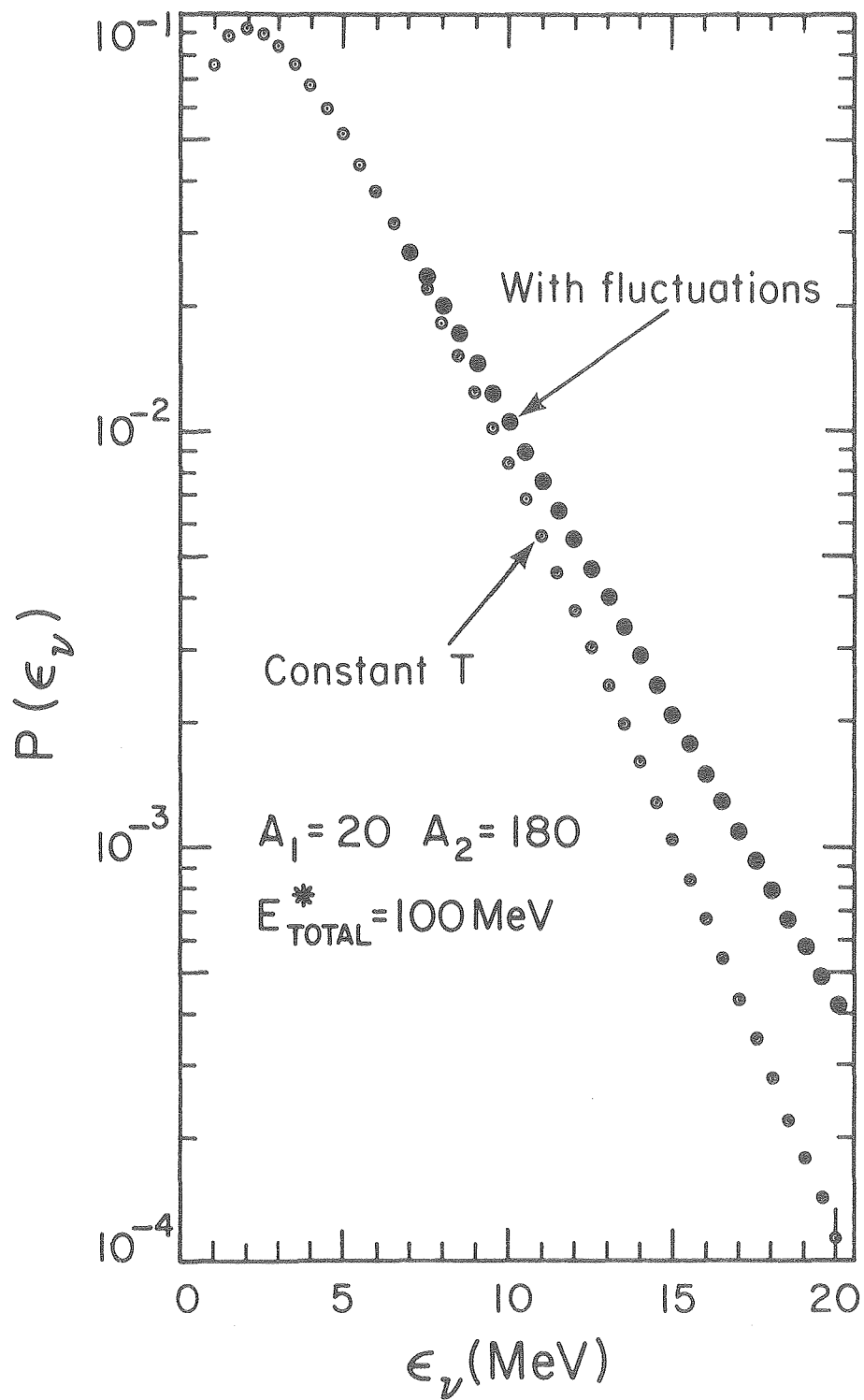


Fig. 3

XBL 808-1551

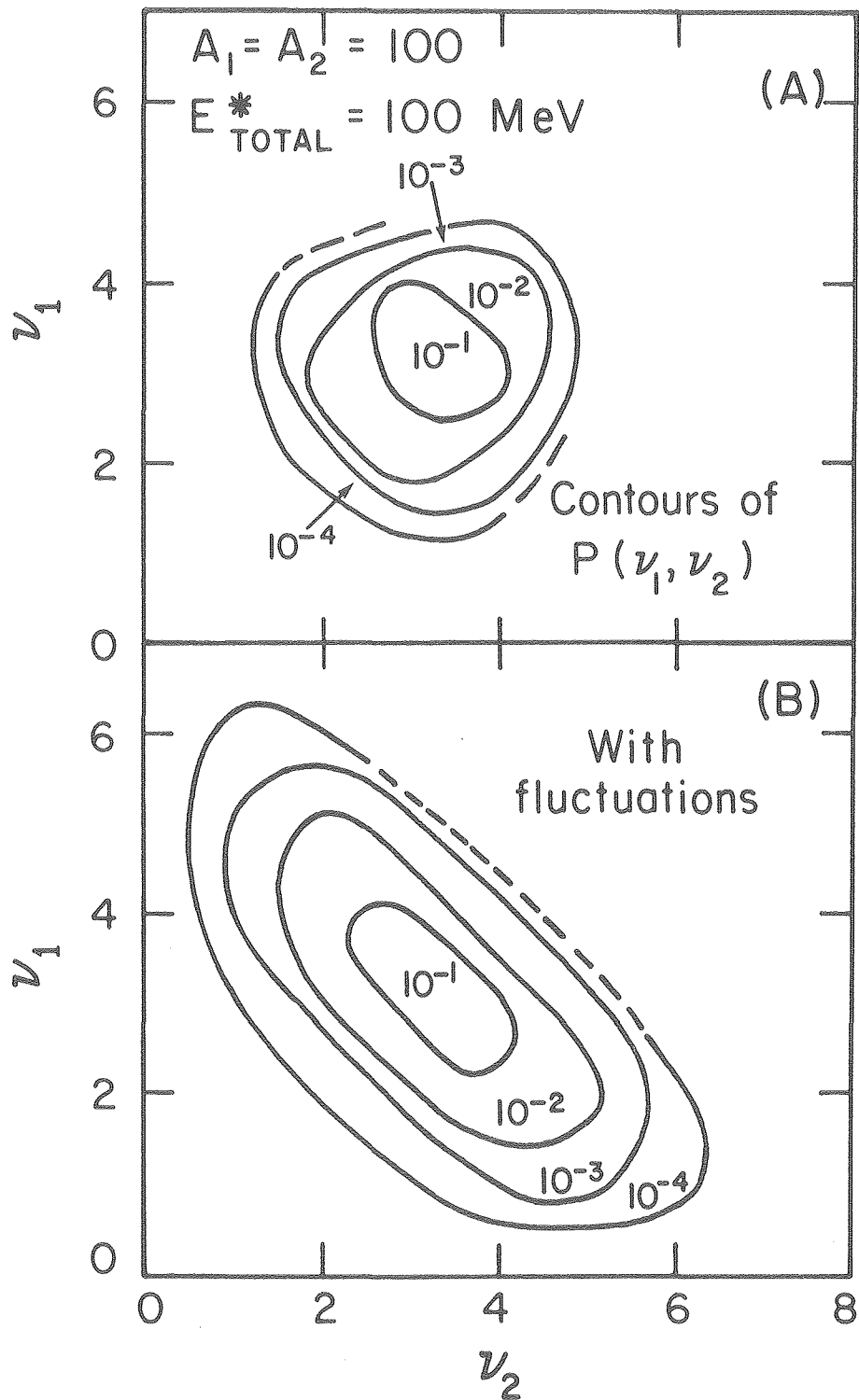


Fig. 4

XBL 808-1552